

FIG.1

B - 2

FIG.1 (B-2) CYLINDER HEAD COVER (-E.No.103621)
Q'TY

REF.NO.	PART NO.	DESCRIPTION	Q'TY	REMARKS
1	11171-45401	COVER, cylinder head	1	
2	11173-49205	GASKET	1	
3	01517-06408	BOLT	2	
4	01517-06358	BOLT	14	
5	02152-06408	SCREW	4	
6	09168-06009	WASHER	4	
7	09206-08001	PIN	2	
8	11174-49210	CAP, cylinder head cover	4	
9	09127-65013	SCREW	8	
10	11176-45400	COVER, breather	1	
11	11177-45400	GASKET	1	
12	01517-06208	BOLT	4	
13	26442-45000	PLUG	1	
14	26451-45000	SEAL BAND	1	
15	26449-33000	PLATE	1	
16	09123-05101	SCREW	1	

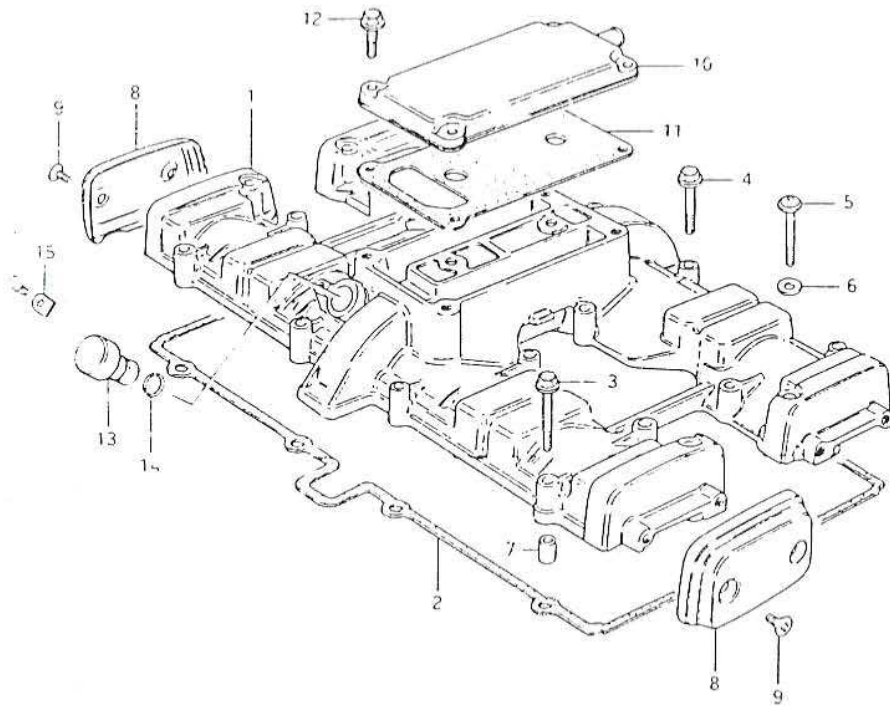


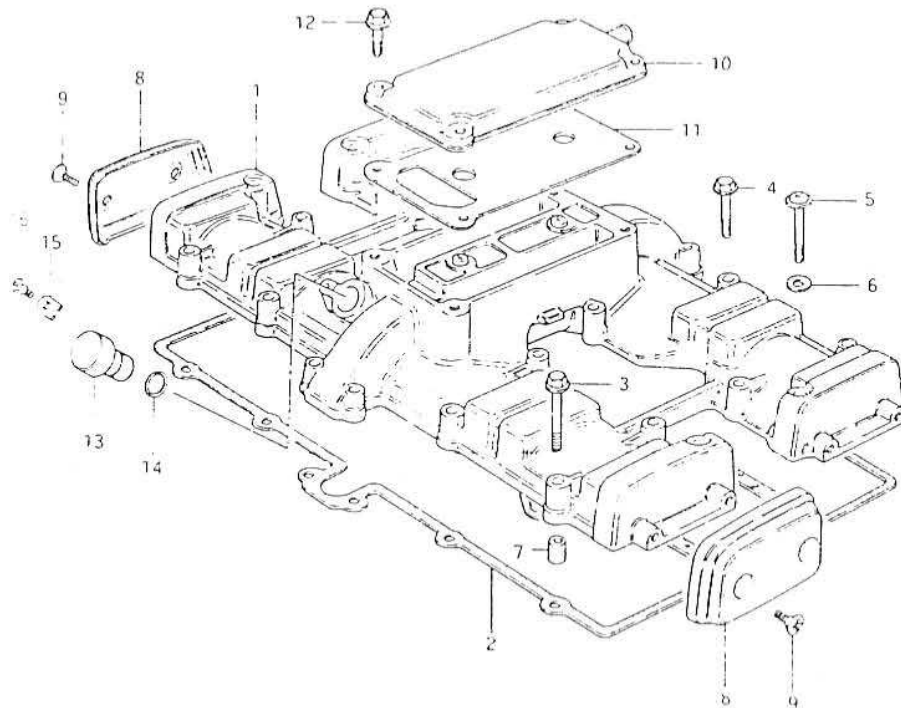
FIG.2 (B-3) : E.No.103622-

1/3/20

FIG.2

B - 3

FIG.2 (B- 3) CYLINDER HEAD COVER (E.No.103622-)
Q'TY



REF.NO.	PART NO.	DESCRIPTION	Q'TY	REMARKS
1	11171-45420	COVER, cylinder head	1	
2	11173-49210	GASKET	1	
3	01517-06408	BOLT	6	
4	01517-06358	BOLT	14	
5	02152-06408	SCREW	4	
6	09168-06009	WASHER	4	
	09206-08001	PIN	2	
8	11174-49210	CAP, cylinder head cover	4	
7	09127-05013	SCREW	8	
10	11176-45401	COVER, breather	1	
11	11177-45400	GASKET	1	
12	01517-06208	BOLT	4	
13	26442-45000	PLUG	1	
14	26451-45000	SEAL BAND	1	
15	26449-33000	PLATE	1	
16	09128-05101	SCREW	1	

← AND

FIG. 3

B - 4

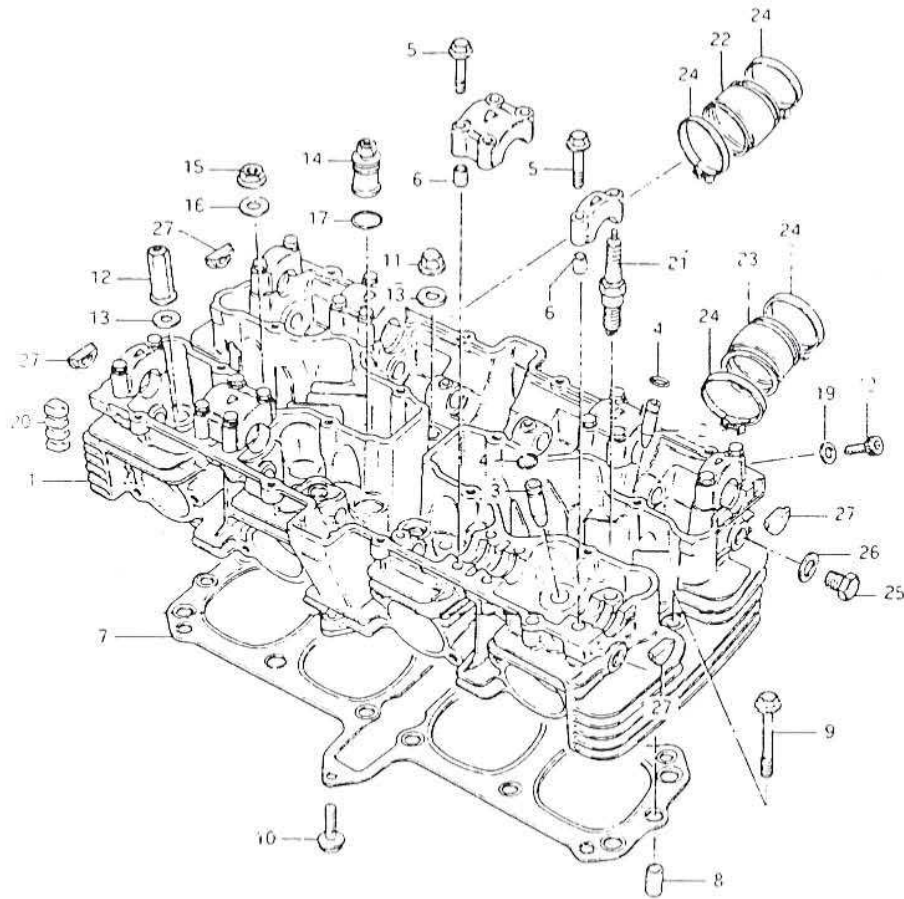


FIG. 3 (B- 4) CYLINDER HEAD

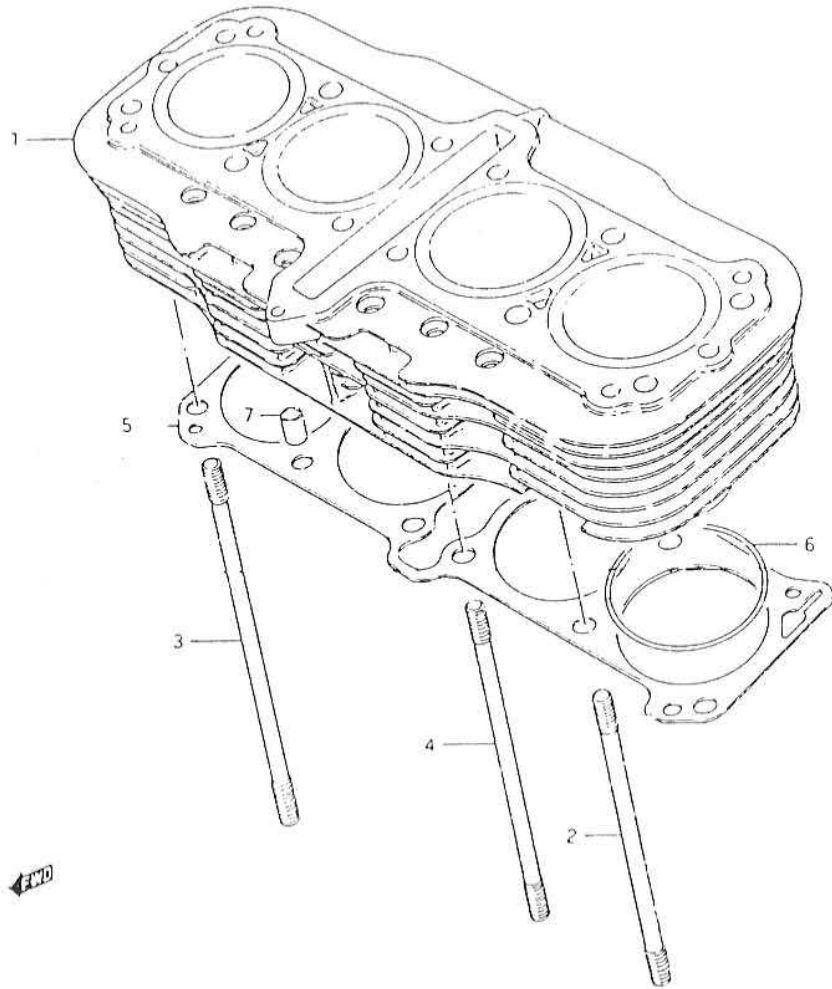
REF.NO.	PART NO.	DESCRIPTION	Q'TY	REMARKS
1-1	11100-45430	CYLINDER HEAD SET	1	-E.No.103621 to 11100-45860
1-2	11100-45450	CYLINDER HEAD SET	1	E.No.103622-
2	11115-49290	.GUIDE, intake valve	8	
3	11115-49290	.GUIDE, exhaust valve	8	
4	09381-10004	.RING, valve guide	16	
5	09103-06026	.BOLT	24	
6	09206-08007	.PIN	16	
7	11141-45410	GASKET	1	
8	04211-11189	PIN	2	
9	01517-06558	BOLT	2	
10	01517-06308	BOLT	1	
11	09159-10026	NUT	2	
12	09159-10029	NUT	4	
13	09168-10017	GASKET	6	
14	11145-49200	SEAL NUT	2	
15	08316-16108	NUT	4	
16	09160-10039	WASHER	4	
17	09280-17002	O RING	2	
18	09106-05006	BOLT, intake port	4	
19	09168-05010	GASKET	4	
20	11251-48000	RUBBER PAD (N4)	4	
21-1	09482-00144	SPARK PLUG (NGK,D8EA)	4	
21-2	09482-00145	SPARK PLUG (ND,X24EX-U)	4	
21-3	09482-00149	SPARK PLUG (NGK,DR8ES-L)	4	E2,E4,E6,E15,E16,E17, E18,E21,E22,E26,E39
21-4	09482-00223	SPARK PLUG (ND,X24ESR-U)	4	E2,E4,E6,E15,E16,E17, E18,E21,E22,E26,E39
22	13111-45500	PIPE, intake RH	2	
23	13121-45500	PIPE, intake LH	2	
24	09402-50306	CLAMP	8	
25	09247-14012	PLUG, cylinder head	4	
26	09168-14004	GASKET	4	
27	09241-23002	PLUG, cylinder head	4	

FIG.4

B - 5

FIG.4 (B- 5) CYLINDER

REF.NO.	PART NO.	DESCRIPTION	Q'TY	REMARKS
1	11210-45420	CYLINDER	1	
2	09108-10032	STUD BOLT	4	
3	09108-10034	STUD BOLT	6	
4	09108-10033	STUD BOLT	2	
5	11241-45401	GASKET	1	
6	09281-70001	O RING	4	
7	09206-13016	PIN	2	



* ENGINE GASKET SET : SEE FIG.65 (1-11).

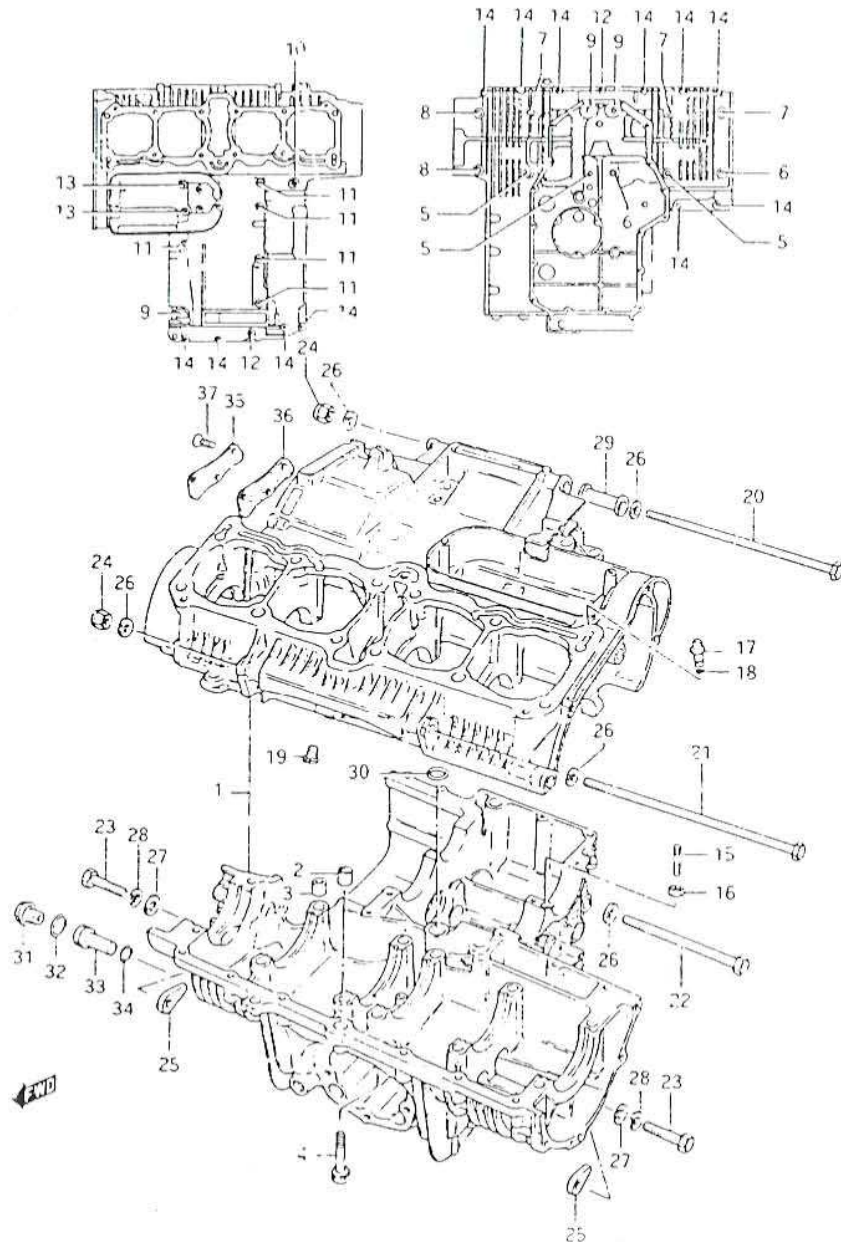
FIG. 5

B - 6

FIG. 5 (B- 6) CRANKCASE

Q'TY

REMARKS



REF.NO.	PART NO.	DESCRIPTION	Q'TY	REMARKS
1	11300-45831	CRANKCASE SET	1	
2	09206-13004	.PIN	2	
3	09205-13005	.PIN	2	
4	09106-08015	.BOLT (8x60)	2	
5	09103-08070	.BOLT (8x140)	3	
6	09103-08024	.BOLT (8x110)	2	
7	01517-08958	.BOLT (8x95)	3	
8	01517-08708	.BOLT (8x70)	2	
9	01517-08658	.BOLT (8x65)	1	
10	01517-06958	.BOLT (6x95)	1	
11	01517-06808	.BOLT (6x80)	5	
12	01517-06608	.BOLT (6x60)	2	
13	01517-06458	.BOLT (6x45)	2	
14	01517-06408	.BOLT (6x40)	12	
15	01421-06358	.STUD BOLT	1	
16	08316-16068	.NUT	1	
17	09493-24008	.JET, oil gallery cylinder	2	
18	09280-03003	.O RING	2	
19	09493-24005	.JET, oil gallery mission	1	
20	09104-10014	BOLT (10x225)	1	
21	09104-10013	BOLT (10x250)	1	
22	09100-10078	BOLT (10x165)	1	
23	09104-10015	BOLT (10x60)	2	
24	09159-10011	NUT	3	
25	09159-10020	NUT	2	
26	08322-11108	WASHER	6	
27	09160-10305	WASHER	2	
28	08321-21108	LOCK WASHER	2	

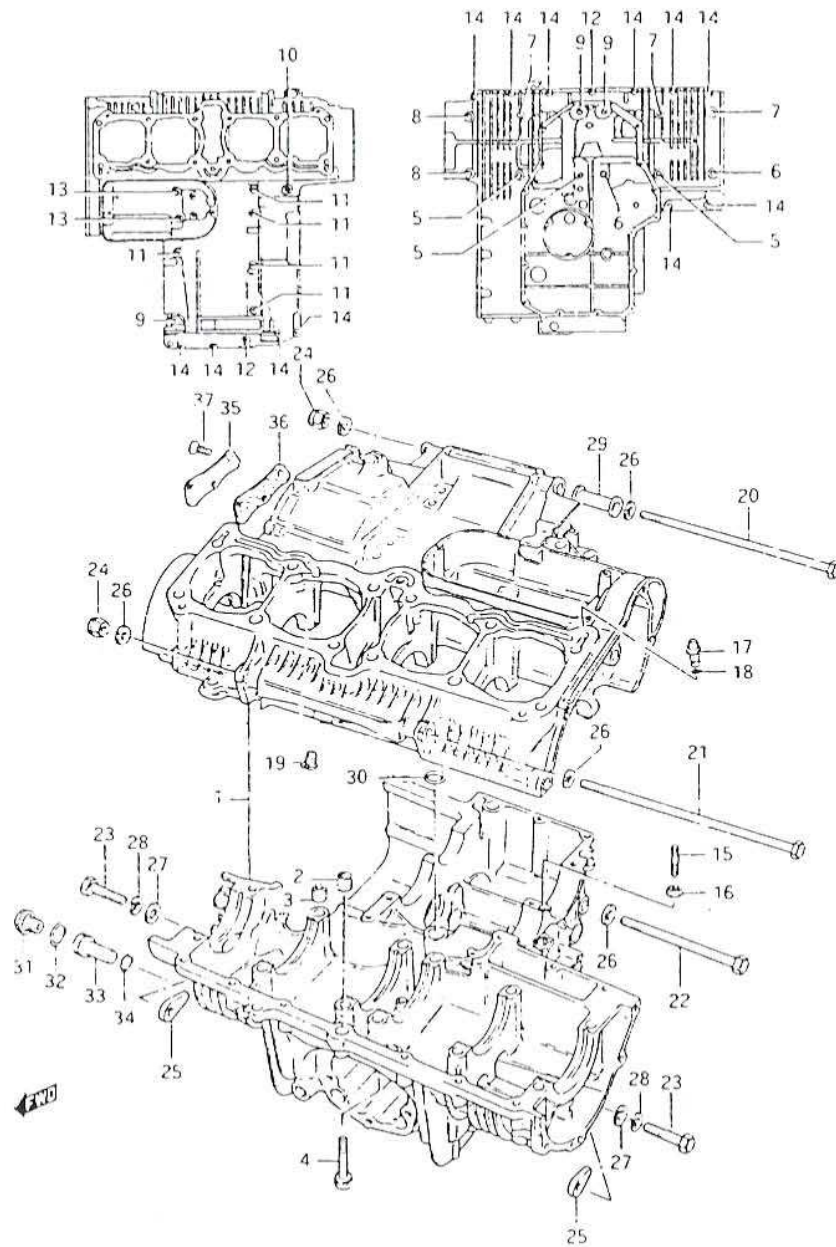
FIG. 5

B - 7

FIG. 5 (3- 7) CRANKCASE

Q'TY

REMARKS



REF.NO.	PART NO.	DESCRIPTION	Q'TY	REMARKS
29	11610-49300	SPACER	1	
30	09280-13001	O RING, oil gallery	1	
31	09247-18001	PLUG, oil gallery	1	
32	09280-18004	O RING	1	
33	11327-45400	PIN	1	
34	09280-10005	O RING	1	
35	11394-45000	CAP, oil gallery	1	
36	11497-45000	GASKET	1	
37	07122-06168	SCREW	3	

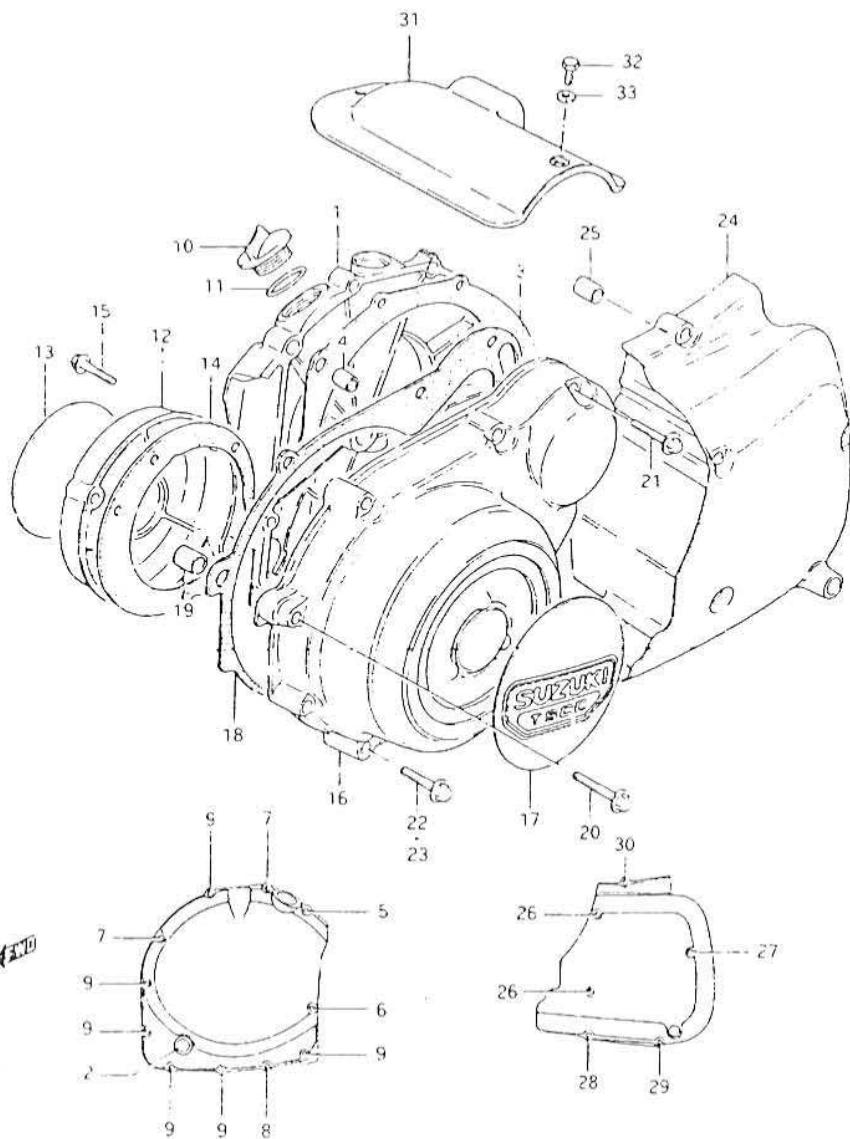
FIG.6

B - 8

FIG.6 (B- 8), CRANKCASE COVER

Q'TY

REMARKS

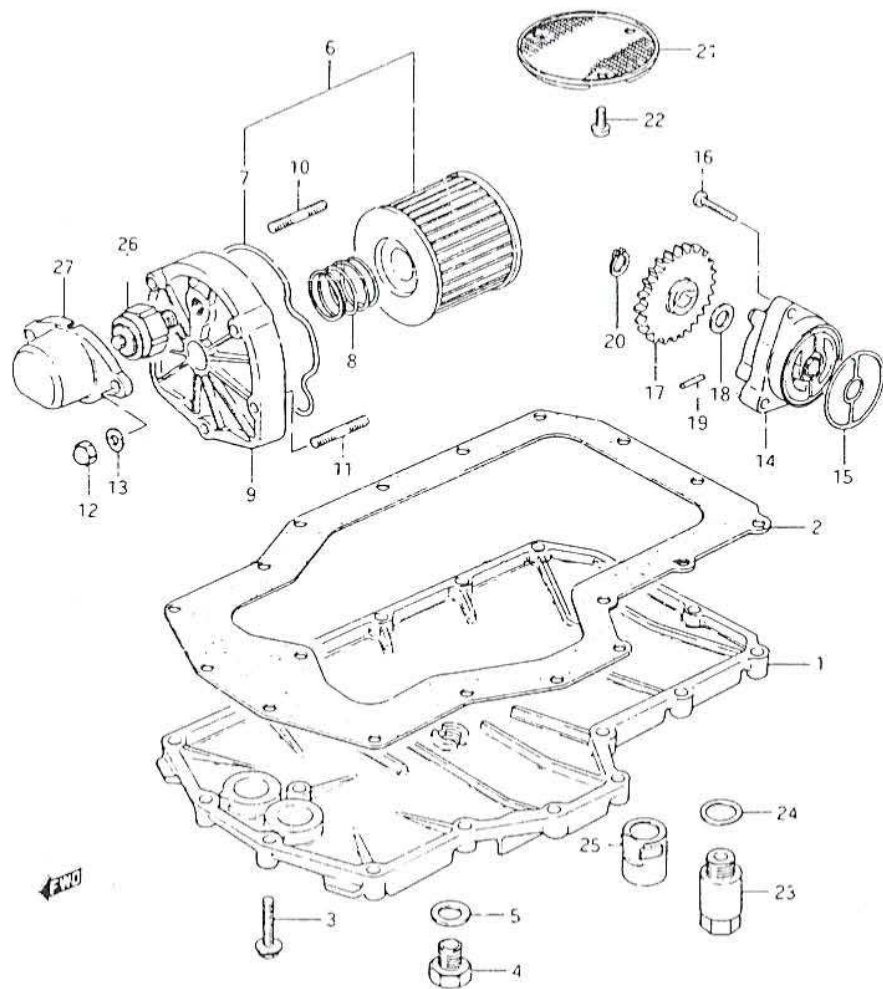


REF.NO.	PART NO.	DESCRIPTION	Q'TY	REMARKS
1	11340-45401	COVER, clutch	1	
2	11971-45010	LENS, oil level	1	
3	11482-45407	GASKET	1	
4	04211-09129	PIN	2	
5	01547-06408	BOLT (6x40)	1	
6	01547-06358	BOLT (6x35)	1	
7	01547-06308	BOLT (6x30)	2	
8	01547-06258	BOLT (6x25)	1	
9	01547-06208	BOLT (6x20)	6	
10	09259-30001	PLUG, engine oil filler	1	
11	09280-32005	O RING	1	
12	11381-49202	COVER, contact breaker	1	
13	68235-49200	EMBLEM	1	
14	11491-49200	GASKET	1	
15	01544-05308	BOLT (5x30)	3	
16	11351-45401	COVER, generator	1	
17	68233-49200	EMBLEM	1	
18	11483-49200	GASKET	1	
19	09206-13001	PIN	1	
20	01547-06458	BOLT (6x45)	1	
21	01547-06408	BOLT (6x40)	1	
22	01547-06358	BOLT (6x35)	7	
23	01547-06308	BOLT (6x30)	1	
24	11360-49201	COVER, engine sprocket	1	
25	04211-09129	PIN	1	
26	01547-06958	BOLT (6x95)	2	
27	01547-06858	BOLT (6x85)	1	
28	01547-06768	BOLT (6x70)	1	
29	01547-06558	BOLT (6x55)	1	
30	01547-06308	BOLT (6x30)	1	
31	11382-49002	COVER, starter motor	1	
32	01104-05108	BOLT (5x10)	2	
33	08322-21058	WASHER	2	

FIG. 7

B - 9

FIG. 7 (B- 9) OIL PUMP - OIL FILTER

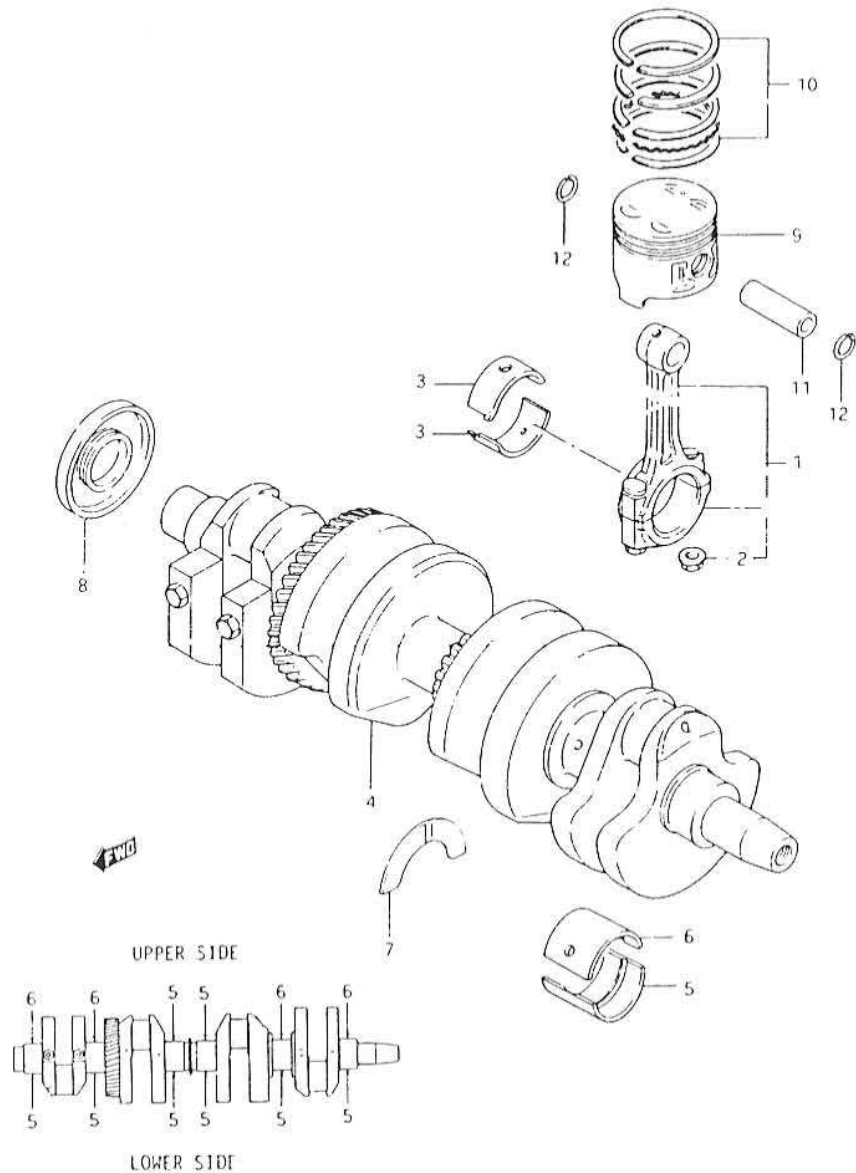


REF.NO.	PART NO.	DESCRIPTION	Q'TY	REMARKS
1	11511-45400	PAN, oil	1	
2	11489-45400	GASKET	1	
3	01517-06258	BOLT (6x25)	18	
4	09247-14001	PLUG, oil drain	1	
5	09168-14004	GASKET	1	
6	16500-45810	FILTER SET, engine oil	1	
7	16518-49200	O RING	1	
8	09440-32004	SPRING	1	
9	16531-45400	CAP	1	
10	01421-06308	STUD BOLT	2	
11	01421-06258	STUD BOLT	3	
12	08313-11068	NUT	5	
13	08322-21068	WASHER	3	
14	16400-49210	PUMP, engine oil	1	to 16400-49220 with 09103-06045(3pcs)
15	16491-49200	O RING	1	
16-1	02112-06258	SCREW (6x25)	3	
16-2	09103-06045	SCREW (6x32)	3	
17	16331-45000	GEAR, driven (NT:29)	1	
18	08221-10185	WASHER	1	
19	09261-04009	PIN	1	
20	08331-31109	CIRCLIP	1	
21	16520-45400	STRAINER, engine oil	1	
22	02112-06128	SCREW	3	
23	16440-45400	REGULATOR, engine oil	1	
24	08212-16221	WASHER	1	-E.No.104326
25	16449-45400	GUIDE, Oil regulator	1	E.No.104327-
26	37820-34200	SWITCH, oil pressure	1	
27	37821-45401	COVER, oil pressure switch	1	

FIG. 8

B - 10

FIG. 8 (B-10) CRANKSHAFT

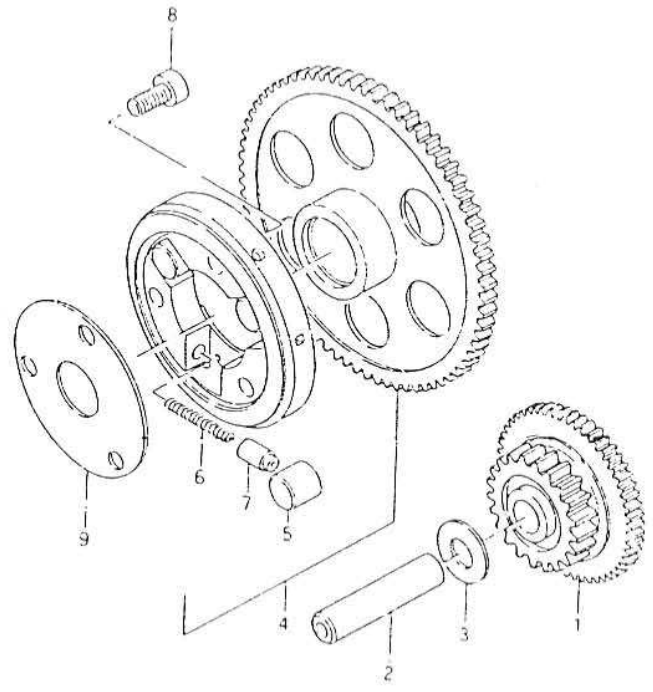


REF.NO.	PART NO.	DESCRIPTION	Q'TY	REMARKS
1	12160-45500	ROD ASSY, connecting	4	
2	09159-08033	.NUT	8	
3-1	12164-45500-010	BEARING, crank pin (Green)	8	
3-2	12164-45500-020	BEARING, crank pin (Black)	8	
3-3	12164-45500-030	BEARING, crank pin (Brown)	8	
3-4	12164-45500-040	BEARING, crank pin (Yellow)	8	
3-5	12164-45500-025	BEARING, crank pin (US:0.25)	8	OPT
3-6	12164-45500-050	BEARING, crank pin (US:0.5)	8	OPT
4	12220-45500	CRANKSHAFT	1	
5-1	12229-45400-010	BEARING, crankshaft (Green)	8	
5-2	12229-45400-020	BEARING, crankshaft (Black)	8	
5-3	12229-45400-030	BEARING, crankshaft (Brown)	8	
5-4	12229-45400-040	BEARING, crankshaft (Yellow)	8	
5-5	12229-45400-025	BEARING, crankshaft (US:0.25)	8	OPT
5-6	12229-45400-050	BEARING, crankshaft (US:0.5)	8	OPT
6-1	12229-45410-010	BEARING, crankshaft (Green)	4	
6-2	12229-45410-020	BEARING, crankshaft (Black)	4	
6-3	12229-45410-030	BEARING, crankshaft (Brown)	4	
6-4	12229-45410-040	BEARING, crankshaft (Yellow)	4	
6-5	12229-45410-025	BEARING, crankshaft (US:0.25)	4	OPT
6-6	12229-45410-050	BEARING, crankshaft (US:0.5)	4	OPT
7-1	12228-45401	THRUST BEARING	0-1	
7-2	12220-45402	THRUST BEARING	0-1	
7-3	12228-45403	THRUST BEARING	0-1	
8	09283-30031	OIL SEAL	1	
9-1	12111-45410	PISTON (STD)	4	
9-2	12111-45410-050	PISTON (OS:0.5)	4	OPT
9-3	12111-45410-100	PISTON (OS:1.0)	4	OPT
10-1	12140-45410	PISTON RING SET (STD)	4	
10-2	12140-45410-050	PISTON RING SET (OS:0.5)	4	OPT
10-3	12140-45410-100	PISTON RING SET (OS:1.0)	4	OPT
11	12151-45500	PIN, piston	4	
12	09381-18002	CIRCLIP	8	

FIG. 9

B - 11

FIG. 9 (B-11) STARTER CLUTCH

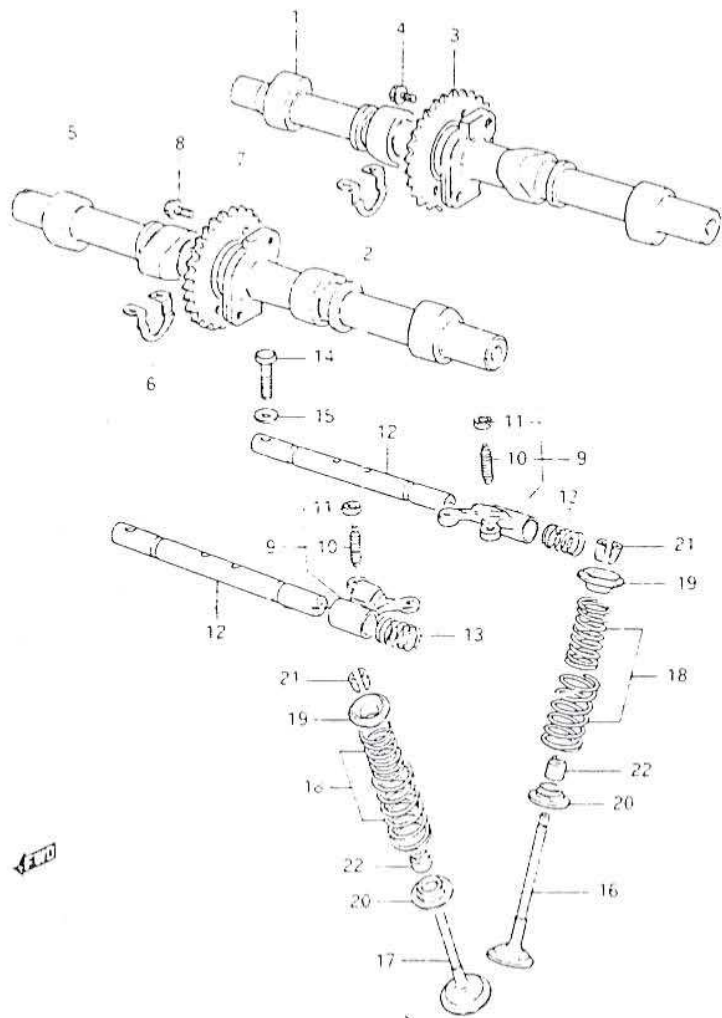


REF. NO.	PART NO.	DESCRIPTION	Q'TY	REMARKS
1	12611-45000	GEAR, starter idle (NT:55/21)	1	
2	09206-13003	PIN	1	
3	08211-14225	WASHER	1	
4	12600-45830	STARTER CLUTCH SET	1	
5	09261-15001	.ROLLER	3	
6	09440-04015	.SPRING	3	
7	12633-31000	.PIECE, push	3	
8	09106-08006	BOLT	3	
9	12649-45000	SHIM, starter clutch	1	

FIG. 10

C - 2

FIG. 10 (C- 2) CAM SHAFT - VALVE



REF.NO.	PART NO.	DESCRIPTION	Q'TY	REMARKS
1	12700-45810	CAM SHAFT, intake	1	
2-1	12712-45070	.SHIM (T:0.4)	1	
2-2	12712-45071	.SHIM (T:0.5)	1	
2-3	12712-45072	.SHIM (T:0.6)	1	
3	12741-45401	SPROCKET, intake cam shaft	1	
4	09103-07001	BOLT	2	
5	12700-45820	CAM SHAFT, exhaust	1	
6-1	12712-45070	.SHIM (T:0.4)	1	
6-2	12712-45071	.SHIM (T:0.5)	1	
6-3	12712-45072	.SHIM (T:0.6)	1	
7	12751-45401	SPROCKET, exhaust cam shaft	1	
8	09103-07001	BOLT	2	
9	12840-45410	ARM, valve rocker intake	8	
10	12842-49210	.SCREW	16	
11	12843-49210	.NUT	16	
12	12860-49200	SHAFT, valve rocker arm	4	
13	09440-13014	SPRING	8	
14	01107-06308	BOLT	4	
15	08322-21068	WASHER	4	
16	12911-45420	VALVE, intake	8	
17	12912-45420	VALVE, exhaust	8	
18	12920-49210	SPRING SET, valve	16	
19	12931-49200	RETAINER, spring	16	
20	12933-49200	SEAT, spring	16	
21	12932-49200	COTTER, valve	32	
22	09289-05003	OIL SEAL	16	

FIG. 11

C - 3

FIG. 11 (C-3) CAM CHAIN

Q'TY

REMARKS

REF. NO.	PART NO.	DESCRIPTION	Q'TY	REMARKS
1	12760-45440	CHAIN, cam shaft drive	1	
2	12771-45451	GUIDE, cam chain	1	
3	12782-47040	GUIDE, cam chain	1	
4	02112-05128	SCREW	2	
5	12310-44150	TENSIONER, cam chain	1	
6	12814-44101	CUSHION	2	
7	12830-47001	ADJUSTER ASSY, tensioner	1	
8	12833-47001	.PUSH ROD	1	
9	09440-12017	.SPRING	1	
10	12838-45001	.SCREW	1	
11	08322-11088	.WASHER	1	
12	08310-12088	.NUT	1	
13	09280-06003	.O RING	1	
14	08316-16068	.NUT	1	
15	12837-47000	GASKET	1	
16	09128-06024	BOLT	2	

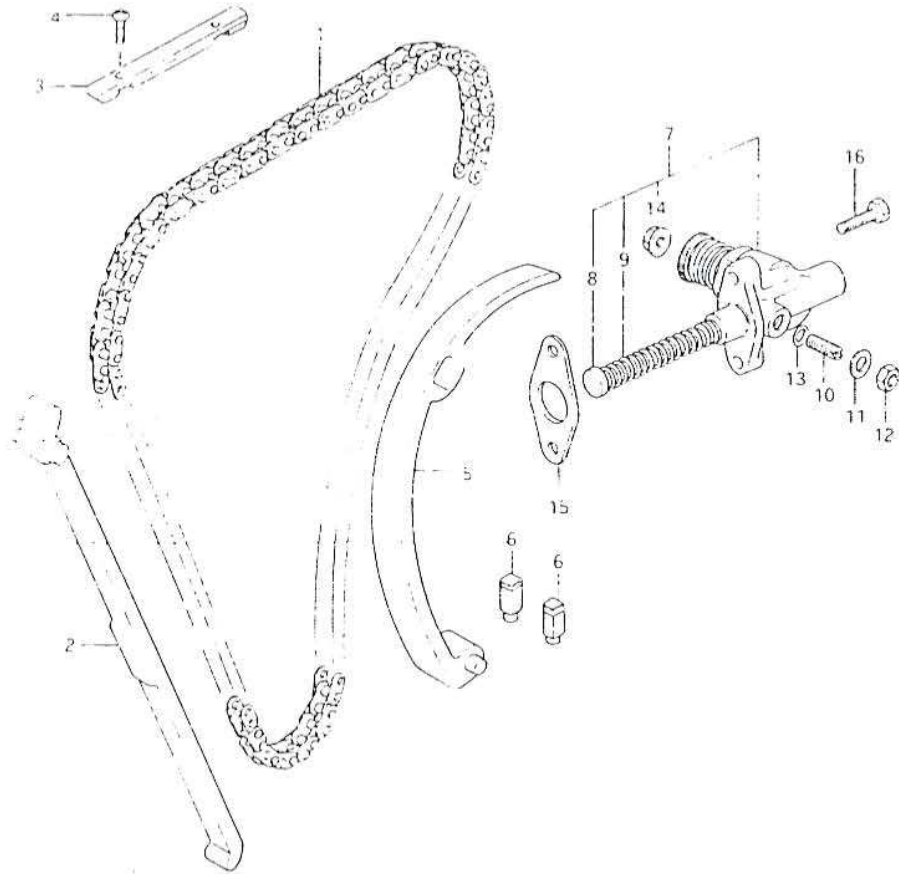


FIG.12

C - 4

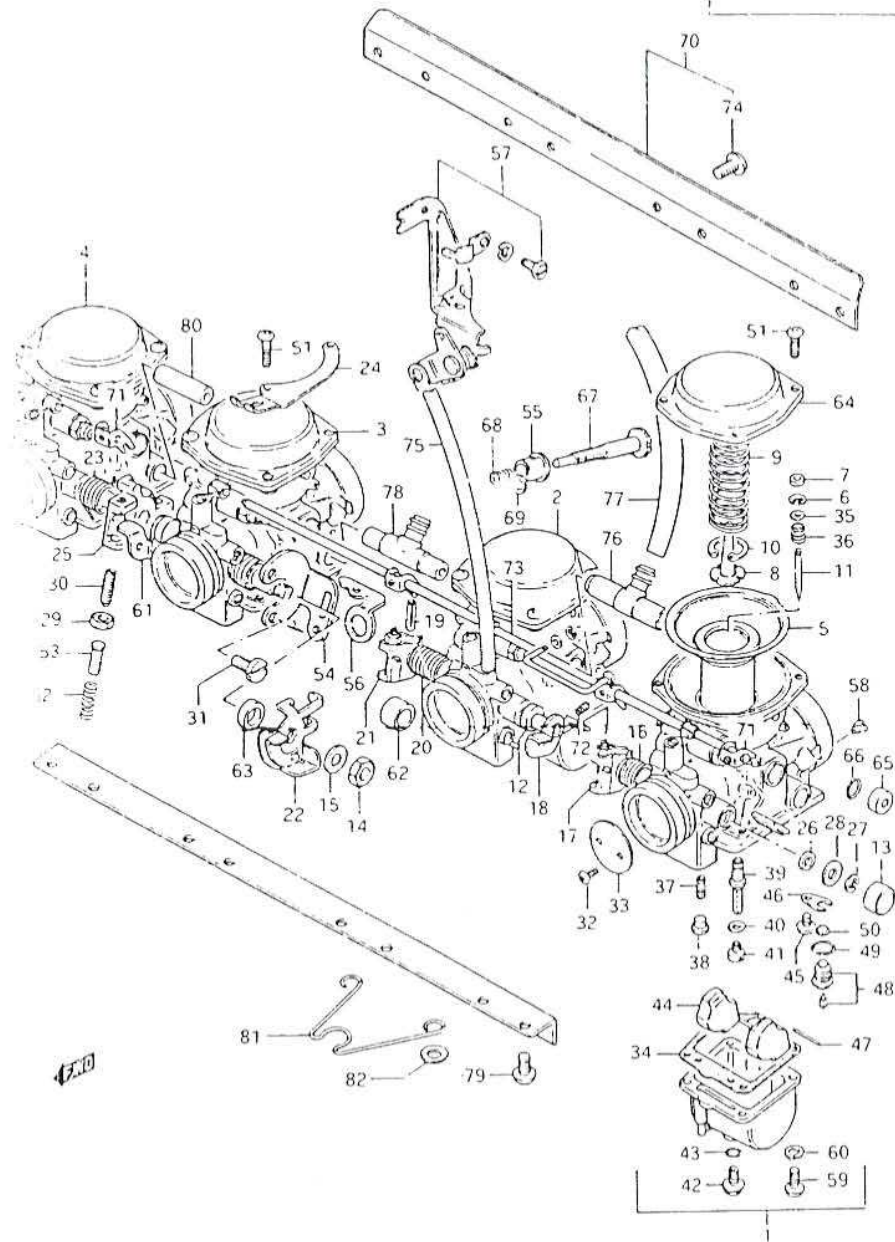


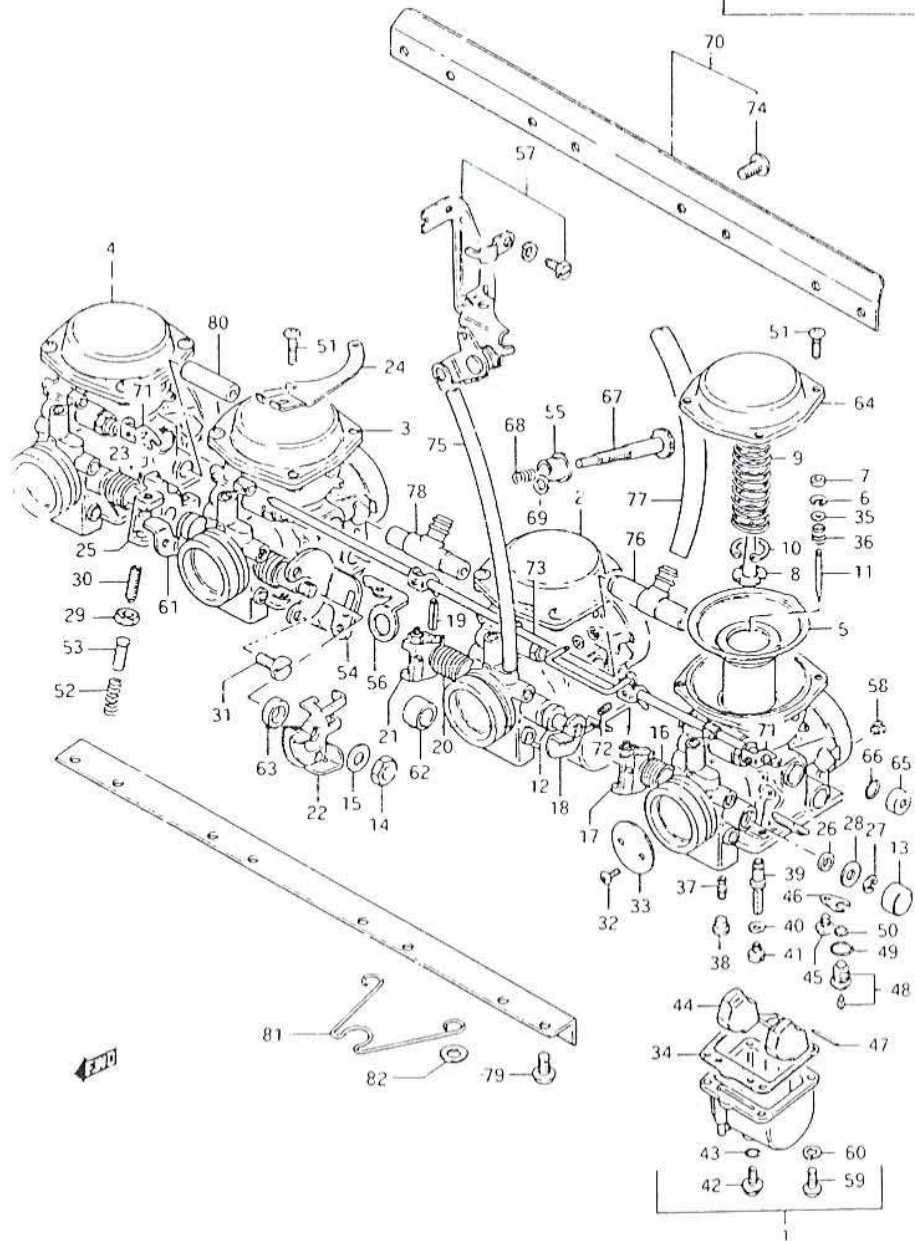
FIG.12 (C- 4) CARBURETOR

REF.NO.	PART NO.	DESCRIPTION	Q'TY	REMARKS
1	13201-45500	CARBURETOR, No. 1	1	LH
2	13202-45500	CARBURETOR, No. 2	1	ML
3	13203-45500	CARBURETOR, No. 3	1	MR
4	13204-45500	CARBURETOR, No. 4	1	RH
5	13500-49250	.DIAPHRAGM	4	
6	13394-31210	.E RING	4	
7	13387-44030	.RING	4	
8	13389-44030	.GUIDE HOLDER	4	
9	13507-44080	.SPRING	4	
10	13581-44030	.CLIP	4	
11	13383-45120	.NEEDLE, jet (5C57-2)	4	
12	13557-49200	.GASKET	2	ML,MR
13	13578-47070	.CAP	2	RH,LH
14	08310-22088	.NUT	1	MR
15	13606-47070	.WASHER	1	MR
16	13573-47070	.SPRING	1	LH
17	13550-49200	.SHAFT	1	LH
18	13550-45500	.SHAFT	1	ML
19	13563-47070	.PIN	3	LH,ML,RH
20	13573-45110	.SPRING	1	ML
21	13553-47070	.LEVER	1	ML
22	13555-47070	.LEVER	1	MR
23	13573-47080	.SPRING	2	MR,Jet
24	13621-49160	.BRACKET	1	MR
25	13550-49200	.SHAFT	1	RH
26	13651-51010	.SEAL	8	
27	13617-44080	.E RING	2	LH,RH
28	13557-47070	.GASKET	2	LH,RH
29	13607-47070	.NUT	3	LH,ML,RH
30	13605-47080	.SCREW	3	LH,ML,RH
31	13605-45420	.SCREW	2	MR
32	13604-44080	.SCREW	8	
33	13551-49200	.VALVE, throttle (135)	4	
34	13251-44080	.GASKET	4	
35	13382-44030	.WASHER	4	

FIG. 12

C - 5

FIG. 12 (C- 5) CARBURETOR

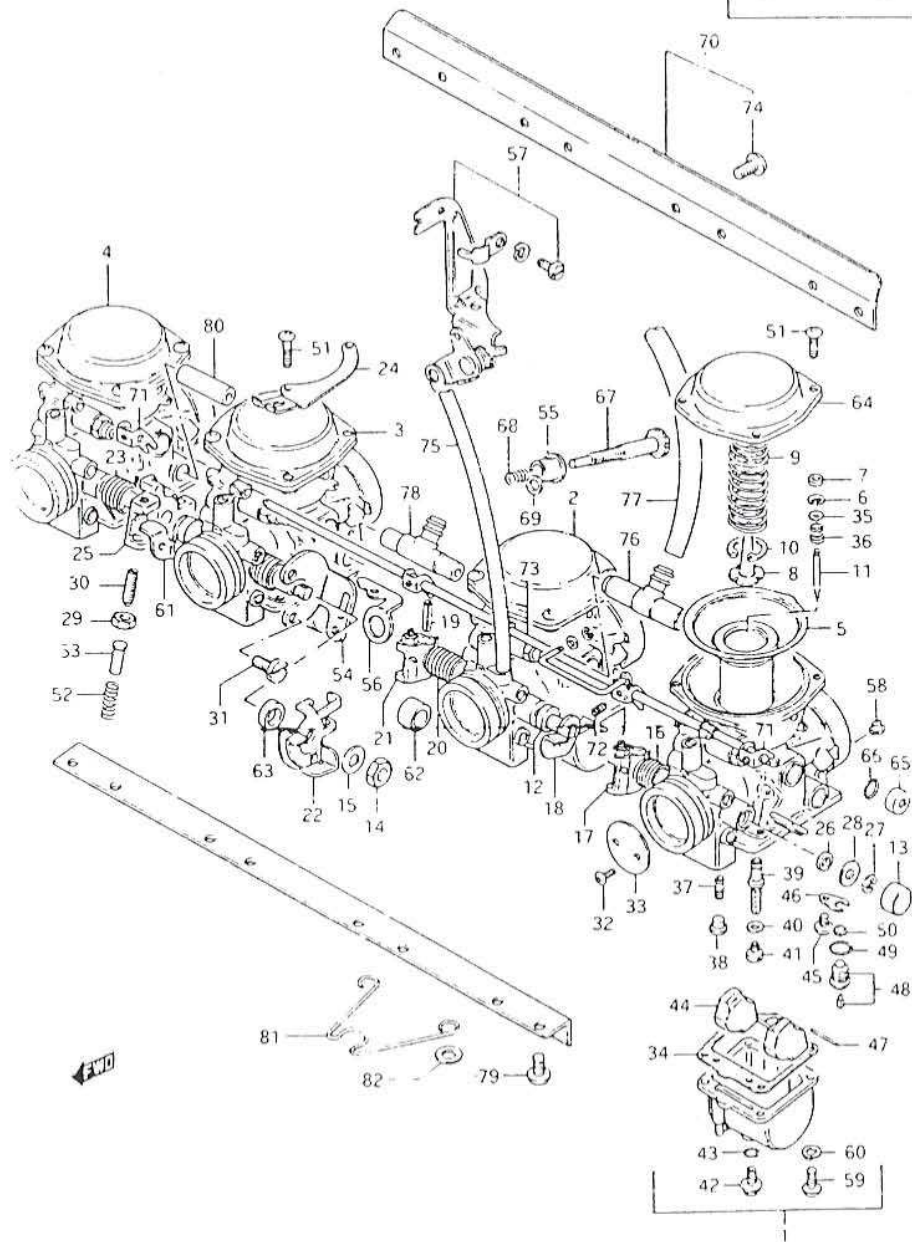


REF.NO.	PART NO.	DESCRIPTION	Q'TY	REMARKS
36	13388-44030	.SPRING	4	
37	09492-42005	.JET, pilot (42.5)	4	
38	13357-44080	.PLUG	4	
39	09494-00339	.JET, needle (X-2)	4	
40	13352-44080	.WASHER	4	
41	09491-22005	.JET, main (112.5)	4	to 09491-22015
42	13247-44080	.SCREW	4	
43	13246-44080	.O RING	4	
44	13250-44080	.FLOAT	4	
45	02112-04068	.SCREW	4	
46	13373-11400	.PLATE	4	
47	13254-92311	.PIN	4	
48	13370-11400	.VALVE, needle	4	
49	13374-44080	.O RING	4	
50	13376-65010	.FILTER	4	
51	02112-05163	.SCREW	16	
52	13268-44010	.SPRING	3	LH,ML,RH
53	13575-47070	.PIN	3	LH,ML,RH
54	13627-45110	.BRACKET	1	MR
55	13276-31210	.BUSH	1	MR
56	13627-44090	.BRACKET	1	MR
57	13624-45500	.BRACKET	1	ML
58	09492-30005	.JET, pilot air (155)	4	
59	02112-05168	.SCREW	16	
60	08321-21058	.LOCK WASHER	16	
61	13550-49230	.SHAFT	1	MR
62	13574-45110	.RING	1	ML
63	13574-45120	.RING	1	MR
64	13502-49250	.COVER, diaphragm	4	
65	13682-31210	.CAP, starter	4	
66	13278-47090	.O RING	4	
67	13267-47070	.ADJUSTER	1	MR
68	13271-93011	.SPRING	1	MR
69	13432-47090	.WASHER	1	MR

FIG. 12

C - 6

FIG. 12 (C- 6) CARBURETOR

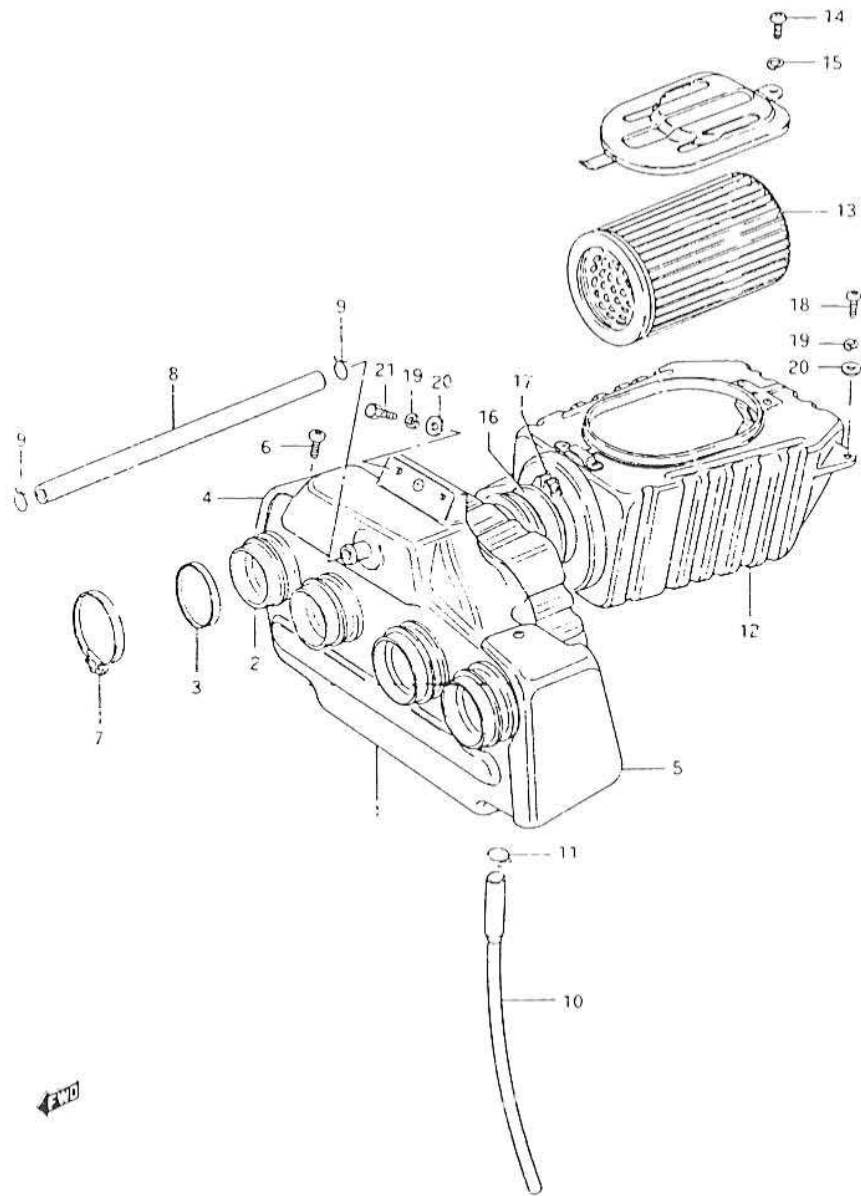


REF. NO.	PART NO.	DESCRIPTION	Q'TY	REMARKS
70	13210-45500	FLANGE ASSY	1	
71	13422-44080	.LEVER	3	
72	13605-47070	.SCREW	4	
73	13410-45400	.SHAFT	1	
74	13605-47090	.SCREW	8	
75	13683-45110	.HOSE	1	
76	13685-47070	.NIPPLE	2	
77	13683-49160	.HOSE	2	
78	13685-45110	.NIPPLE	1	
79	02112-06168	.SCREW	8	
80	13685-49210	.NIPPLE	2	
81	13619-49210	.CLIP	1	
82	13615-49200	.WASHER	2	

FIG. 13

C - 7

FIG. 13 (C- 7) AIR CLEANER



REF.NO.	PART NO.	DESCRIPTION	Q'TY	REMARKS
1	13710-45500	CASE ASSY, front	1	
2	13881-45500	.TUBE, outlet	4	
3	13885-47030	.RING	4	
4	13831-45300	.COVER, RH	1	
5	13832-45500	.COVER, LH	1	
6	02311-04108	.SCREW	4	
7	09402-62306	.CLAMP	4	
8	13851-00220	.HOSE, breather	1	
9	09401-14301	.CLIP	2	
10	13871-00010	HOSE, drain	1	
11	09401-14301	CLIP	1	
12	13700-45810	CASE SET, rear	1	
13	13780-45500	.FILTER ASSY	1	
14	02112-05128	.SCREW	1	
15	08321-21058	.LOCK WASHER	1	
16	13795-49000	.TUBE, joint	1	
17	13797-49000	.CLAMP	2	
18	02112-06208	SCREW	2	
19	08321-21068	LOCK WASHER	4	
20	08322-11068	WASHER	4	
21	01107-06208	BOLT	2	



FIG. 14

C - 8

FIG. 14 (C- 8) MUFFLER

Q'TY

REF.NO.	PART NO.	DESCRIPTION	Q'TY	REMARKS
1	14100-45500	PIPE, exhaust center	1	
2	14181-11020	GASKET	4	
3-1	14182-49010	CLAMP (H:26.5)	2	
3-2	14182-49011	CLAMP (H:21)	2	
4-1	09106-03018	BOLT (8x45)	8	
4-2	09106-08021	BOLT (8x40)	8	
5	08321-21088	LOCK WASHER	8	
6	14155-49000	PLATE, exhaust pipe	4	
7	14771-49001	CONNECTOR, muffler	2	
8	14459-45420	CLAMP, connector RH	1	
9	14469-45420	CLAMP, connector LH	1	
10	091517-08258	BOLT	2	
11-1	14305-45500	MUFFLER, RH (H:26.5)	1	
11-2	14305-45501	MUFFLER, RH (H:21)	1	
11-3	14301-45510	MUFFLER, RH (H:26.5)	1	E22
11-4	14305-45511	MUFFLER, RH (H:21)	1	E22
12-1	14306-45500	MUFFLER, LH (H:26.5)	1	
12-2	14306-45501	MUFFLER, LH (H:21)	1	
12-3	14302-45510	MUFFLER, LH (H:26.5)	1	E22
12-4	14306-45511	MUFFLER, LH (H:21)	1	E22
13	09106-10003	BOLT (10x25)	2	
14	08316-16108	NUT	2	

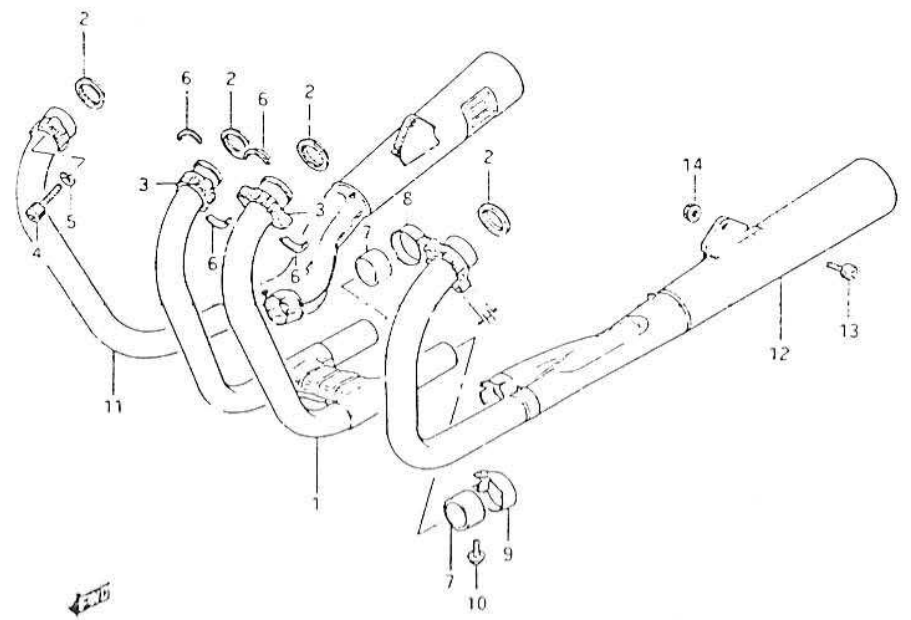
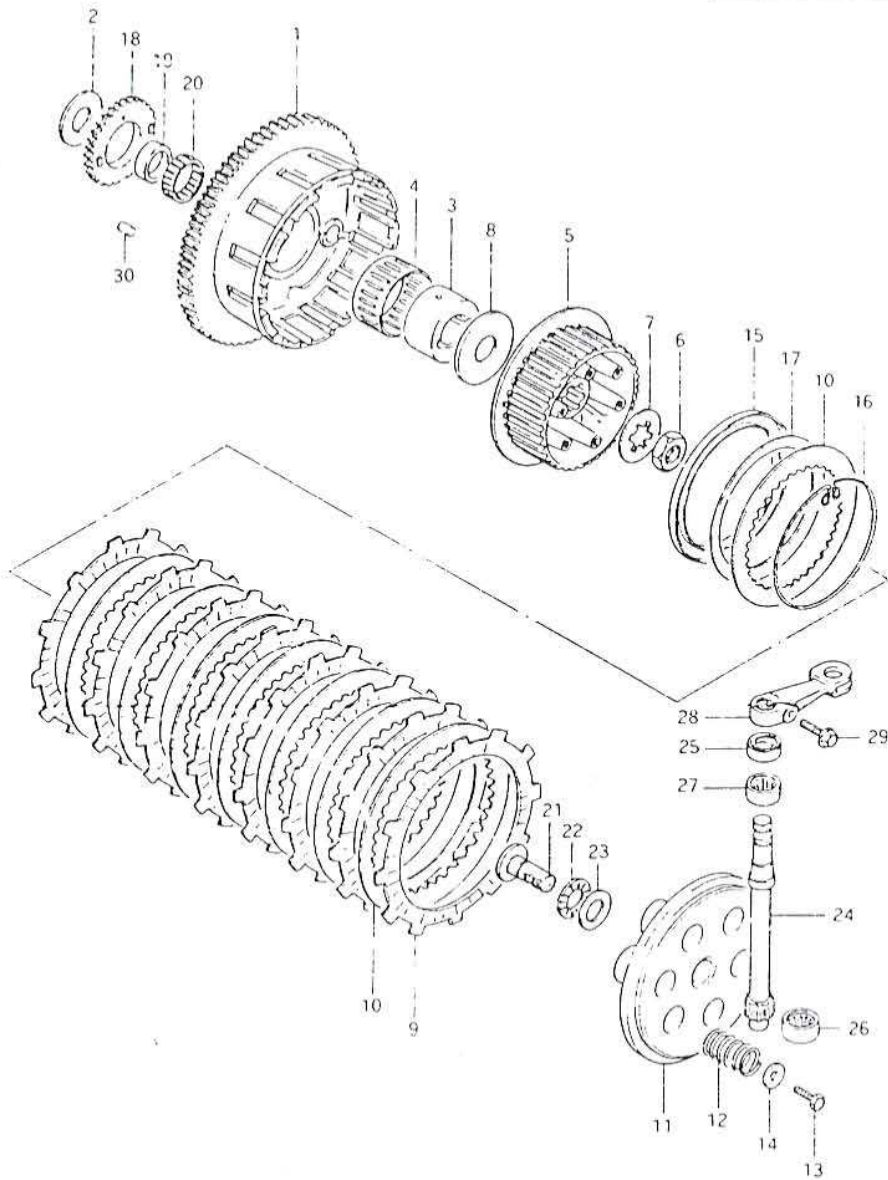


FIG. 15

D-2

19

FIG. 15 (D- 2) CLUTCH

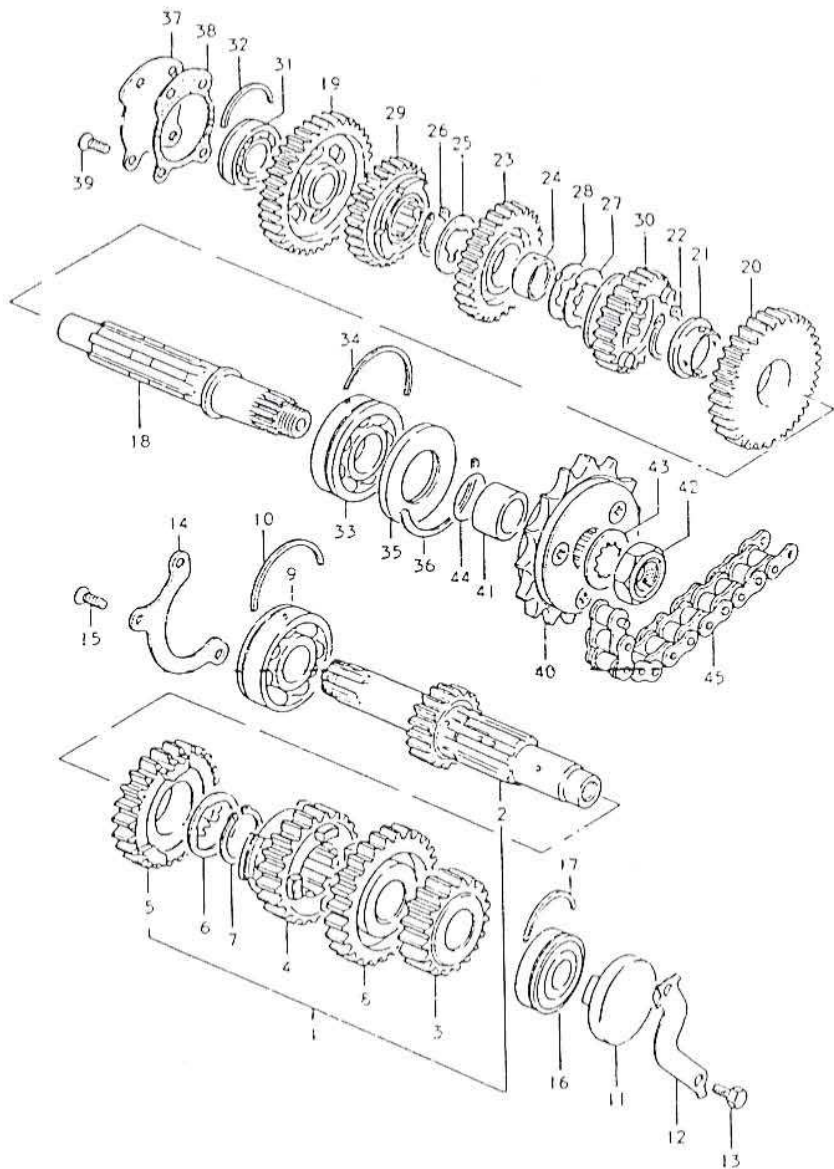


REF.NO.	PART NO.	DESCRIPTION	Q'TY	REMARKS
1	21200-45400	GEAR, primary driven (NT:93)	1	
2	09160-25023	WASHER	1	
3	21251-45001	SPACER	1	
4	09263-51001	BEARING	1	
5	21411-45100	HUB, sleeve	1	
6	09140-24004	NUT	1	
7	09167-25007	WASHER	1	
8	09160-25022	WASHER	1	
9	21441-45100	PLATE, drive	8	
10	21451-31000	PLATE, driven	8	
11	21462-45102	DISC, pressure	1	
12	09440-19014	SPRING	6	
13	01107-06163	BOLT	6	
14	09160-06020	WASHER	6	
15	21471-45101	SEAT, wave washer	1	
16	21481-45100	RING, stopper	1	
17	09164-00003	WAVE WASHER	1	
18	16321-45002	GEAR, oil pump drive (NT:38)	1	
19	16325-45001	SPACER	1	
20	09263-36002	BEARING	1	
21	23165-49000	RACK, release	1	
22	09263-15003	BEARING	1	
23	09160-15015	WASHER	1	
24	23261-45400	PINION, release	1	
25	09285-12002	OIL SEAL	1	
26	09263-12014	BEARING	1	
27	09263-15012	BEARING	1	
28	23271-49001	ARM, release	1	
29	01517-06208	BOLT	1	
30	21215-49000	CUSHION	1	

FIG. 16

D - 3

FIG. 16 (D- 3) TRANSMISSION

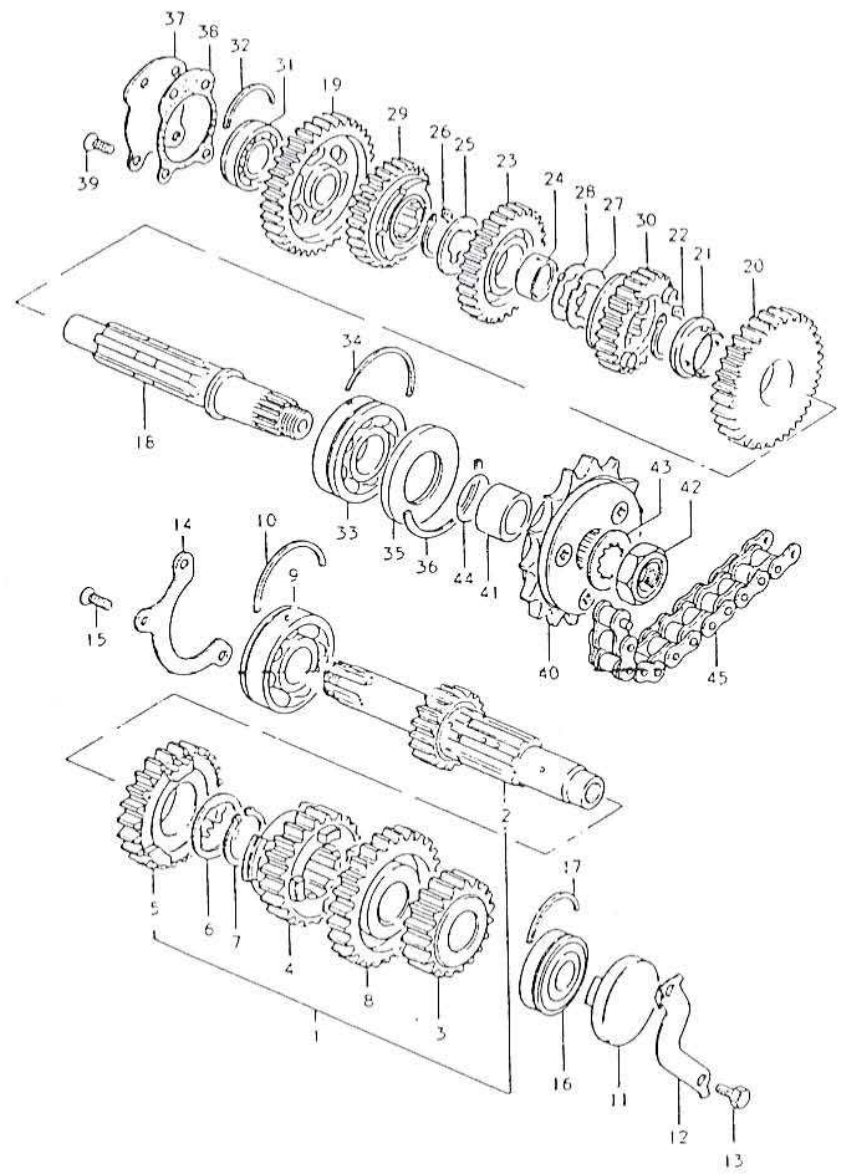


REF. NO.	PART NO.	DESCRIPTION	Q'TY	REMARKS
1	24120-45400	COINTERSHAFT ASSY	1	
2	24121-45401	.COUNTERSHAFT (NT:14)	1	
3	24221-49001	.GEAR, 2nd drive (NT:18)	1	
4	24231-49000	.GEAR, 3rd drive (NT:21)	1	
5	24240-49000	.GEAR, 4th drive (NT:24)	1	
6	09167-28001	.WASHER	1	
7	08331-11289	.CIRCLIP	1	
8	24250-49000	.GEAR, 5th drive (NT:26)	1	
9	09262-25051	BEARING, RH	1	
10	09390-62006	C RING	1	
11	09241-47004	PLUG, countershaft LH	1	
12	23117-45000	HOLDER	1	
13	01107-06128	BOLT	2	
14	24741-45000	HOLDER, bearing	1	
15	02122-06168	SCREW	3	
16	09262-20044	BEARING, LH	1	
17	09390-47003	C RING	1	
18	24131-49002	DRIVESHAFT	1	
19	24310-45000	GEAR, 1st driven (NT:36)	1	
20	24321-45400	GEAR, 2nd driven (NT:32)	1	
21	09301-28001	BUSH	1	
22	08331-11289	CIRCLIP	1	
23	24331-45100	GEAR, 3rd driven (NT:29)	1	
24	24332-49000	BUSH	1	
25	09167-28001	WASHER, RH	1	
26	08331-11289	CIRCLIP, RH	1	
27	09167-28002	WASHER, LH (T:1.5)	1	
28	09169-28001	WASHER, LH (T:1.0)	1	
29	24341-45100	GEAR, 4th driven (NT:27)	1	
30	24351-45500	GEAR, 5th driven (NT:25)	1	

FIG. 16

D - 4

FIG. 16 (2- 4) TRANSMISSION



REF.NO.	PART NO.	DESCRIPTION	Q'TY	REMARKS
31	09262-20041	BEARING, RH	1	
32	09390-47003	C RING	1	
33	09262-25051	BEARING, LH	1	
34	09390-62006	C RING	1	
35	09283-32012	OIL SEAL	1	
36	09390-62008	C RING	1	
37	24761-4500G	PLATE	1	
38	24762-45000	GASKET	1	
39	02122-06168	SCREW	4	
40	27510-49010	SPROCKET, engine (NT:15)	1	
41	09180-25052	SPACER	1	
42	09159-20001	NUT	1	
43	09167-25014	LOCK WASHER	1	
44	05280-25001	O RING	1	
45	27600-45410	CHAIN, drive (96L)	1	

FIG. 17

D-5

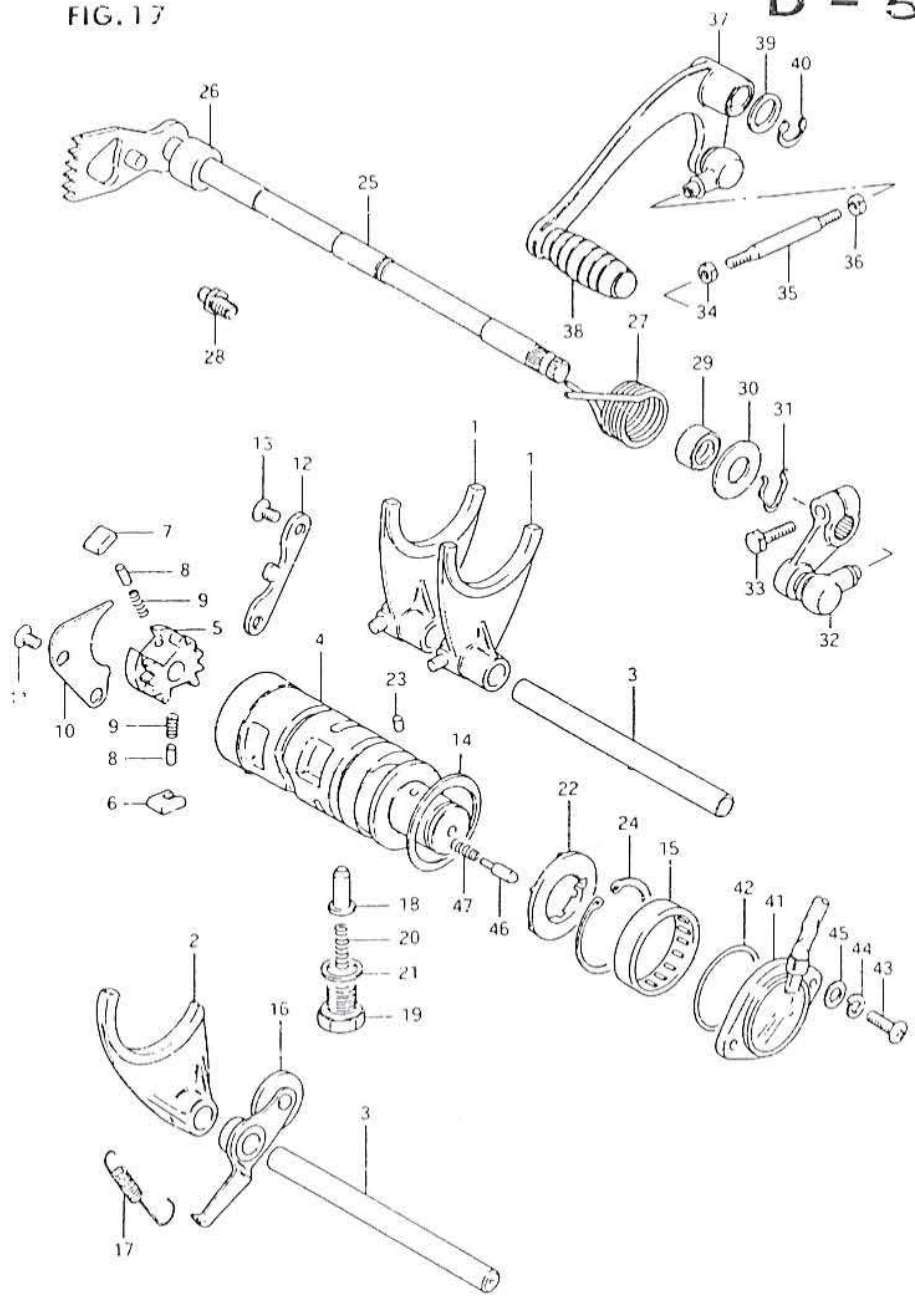


FIG. 17 (D- 5) GEAR SHIFTING

REF. NO.	PART NO.	DESCRIPTION	Q'TY	REMARKS
1	2521i-34000	FORK, driven gear shifting	2	
2	2523i-34000	FORK, driven gear shifting	1	
3	2541i-49200	SHAFT, gear shifting fork	2	
4	253i0-45400	CAM, gear shifting	1	
5	25322-11000	GEAR, cam driven	1	
6	25323-11000	PAWL, No. 1	1	
7	25324-11000	PAWL, No. 2	1	
8	09261-05003	PIN	2	
9	09440-04003	SPRING	2	
10	2533i-49200	LIFTER, pawl	1	
11	02122-06128	SCREW	2	
12	2534i-18000	GUIDE, cam	1	
13	02122-06128	SCREW	2	
14	09160-40001	WASHER	1	
15	09263-25018	BEARING	1	
16	25350-45400	STOPPER, cam	1	
17	09443-08019	SPRING	1	
18	2535i-30010	STOPPER, cam	1	
19	25354-30000	HOLDER, stopper	1	
20	09440-06020	SPRING	1	
21	09168-14004	GASKET	1	
22	2538i-45400	PLATE, stopper	1	
23	06211-04063	PIN	1	
24	0833i-11258	CIRCLIP	1	
25	25510-45400	SHAFT, gear shifting	1	
26	09180-12068	SPACER	1	
27	09444-26017	SPRING	1	
28	2567i-01000	STOPPER, arm	1	
29	09285-12002	OIL SEAL	1	
30	09160-12020	WASHER	1	
31	09384-12001	CIRCLIP	1	
32	25520-47000	ARM	1	
33	01107-06208	BOLT	1	
34	08310-11068	NUT, R	1	
35	25525-49300	ROD	1	
36	09140-06011	NUT, L	1	

D-6

FIG. 17

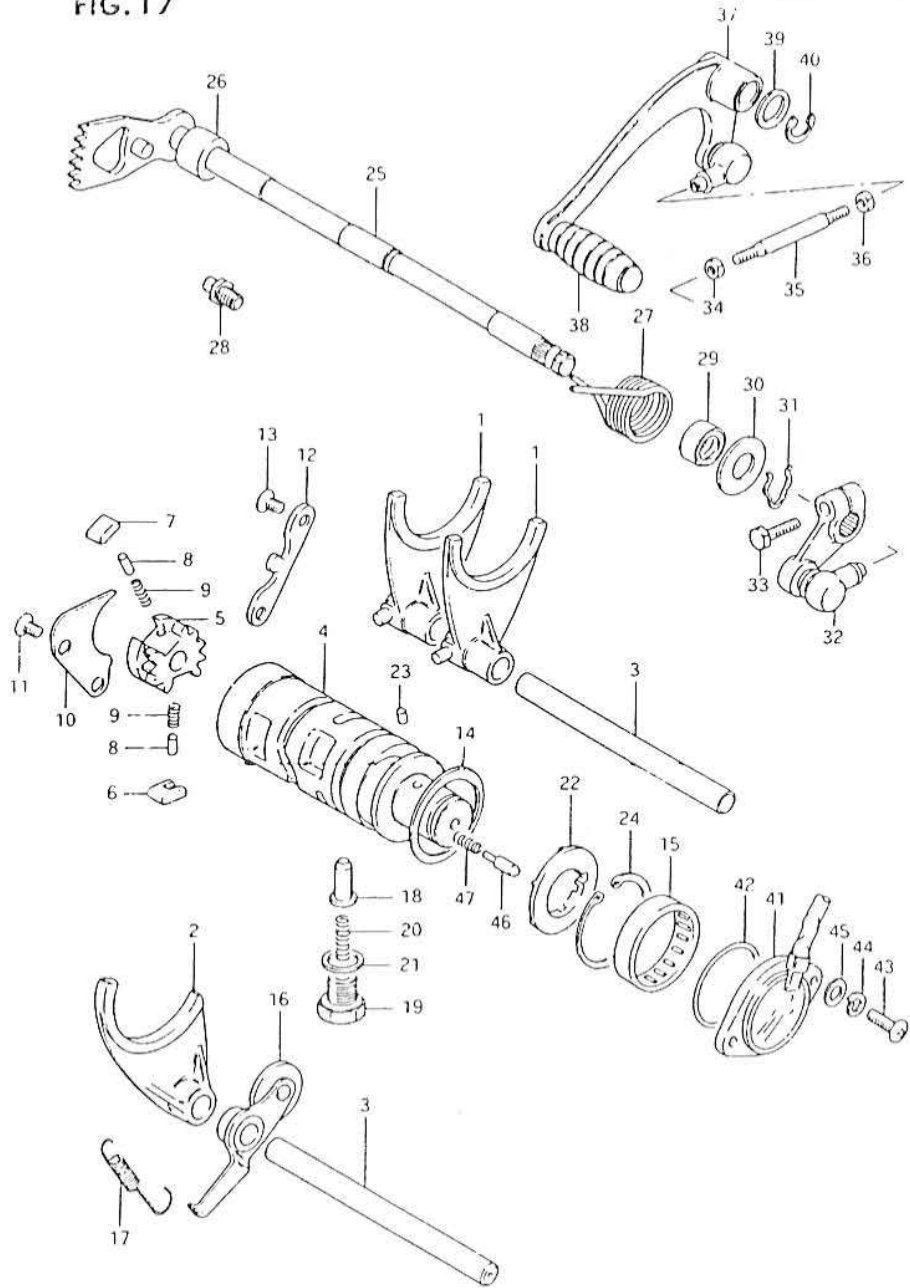


FIG. 17 (D-6) SHIFTING

REF.NO.	PART NO.	DESCRIPTION	Q'TY	REMARKS
37	25600-49301	LEVER ASSY, gear shifting	1	
38	25652-49300	.COVER	1	
39	09160-12011	WASHER	1	
40	08331-31128	CIRCLIP	1	
41	37720-44600	BODY, gear shifting switch	1	
42	09280-26003	O RING	1	
43	02112-05208	SCREW	2	
44	08321-21058	LOCK WASHER	2	
45	08322-21058	WASHER	2	
46	09209-05011	CONTACT	1	
47	09440-04010	SPRING	1	

FIG. 18

E - 2

2-

FIG.18 (E- 2) STARTING MOTOR

Q'TY

REMARKS

REF.NO.	PART NO.	DESCRIPTION	Q'TY	REMARKS
	31100-45040	MOTOR ASSY, starting	1	Mitsuba
1	31311-31040	.ARMATURE	1	
2	31173-31040	.HOLDER, brush	1	
3	31131-31040	.BRUSH SET (2pcs./set)	1	
4	31361-31040	.SHIM SET	1	
5	31281-31040	.BOLT SET	1	
6	31264-31040	.O RING	2	
7	09128-06024	BOLT	2	
8	09280-24001	O RING	1	
9	08310-22068	NUT	1	
10	08321-21068	LOCK WASHER	1	

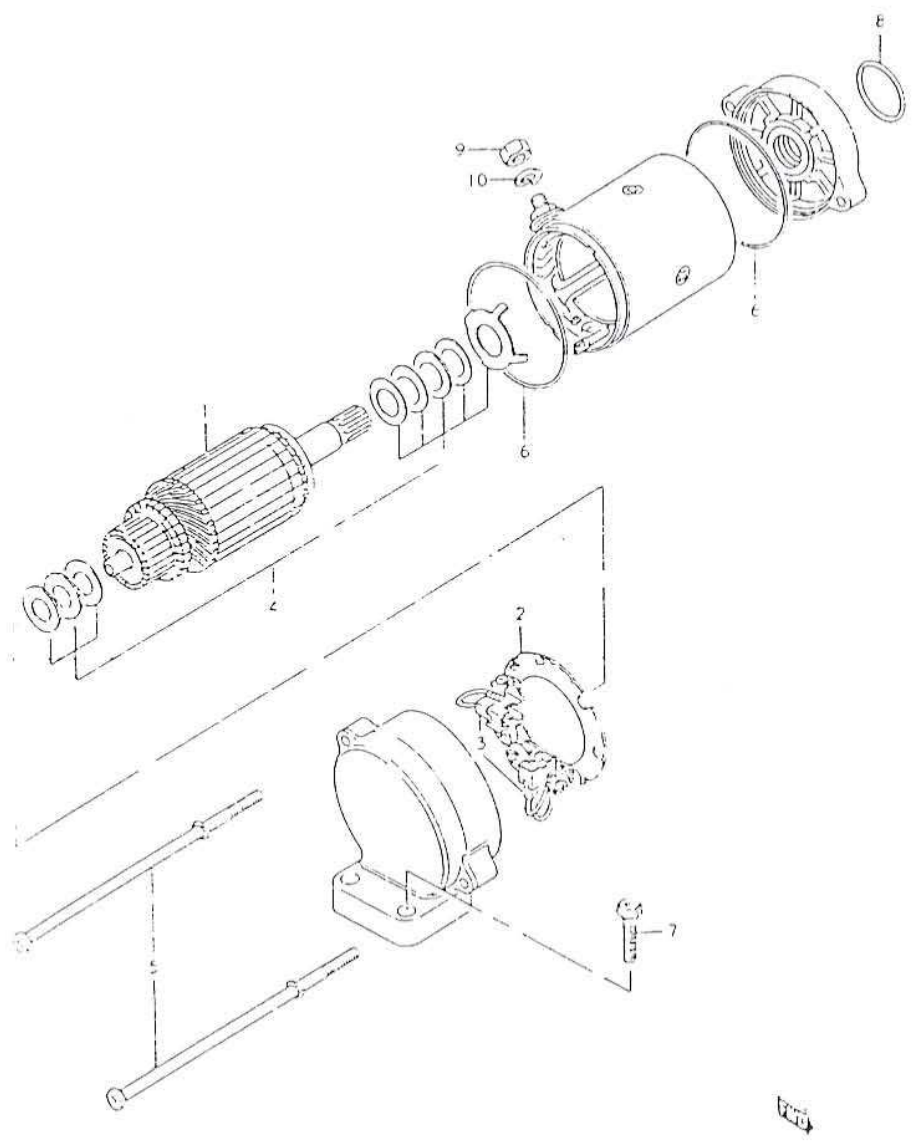
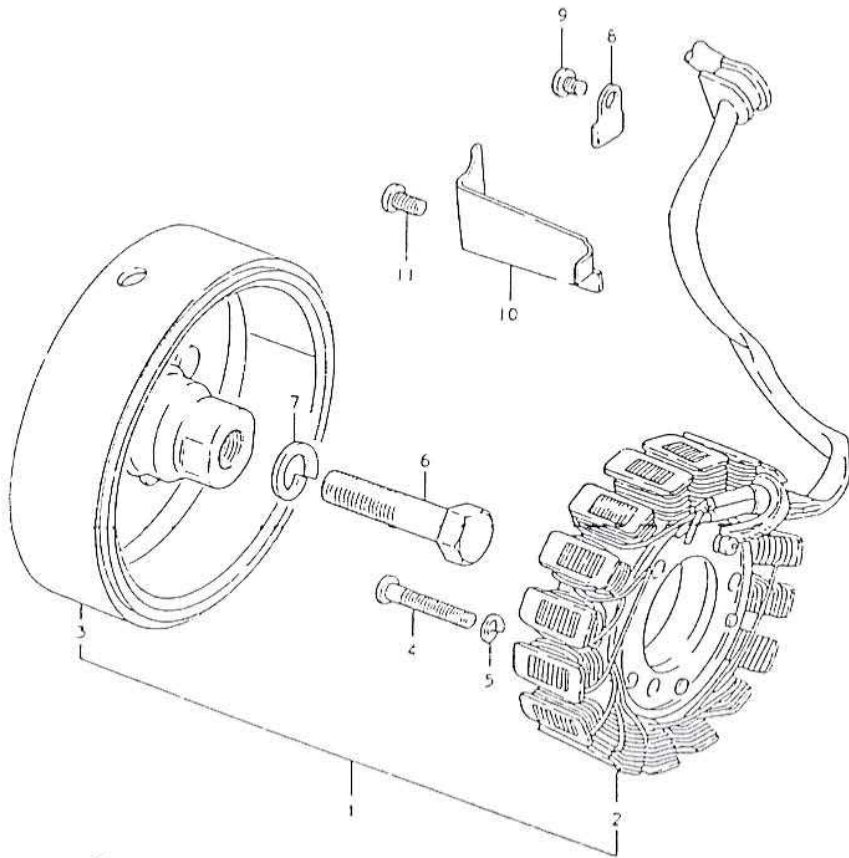


FIG. 19

E - 3

FIG. 19 (E- 3) GENERATOR



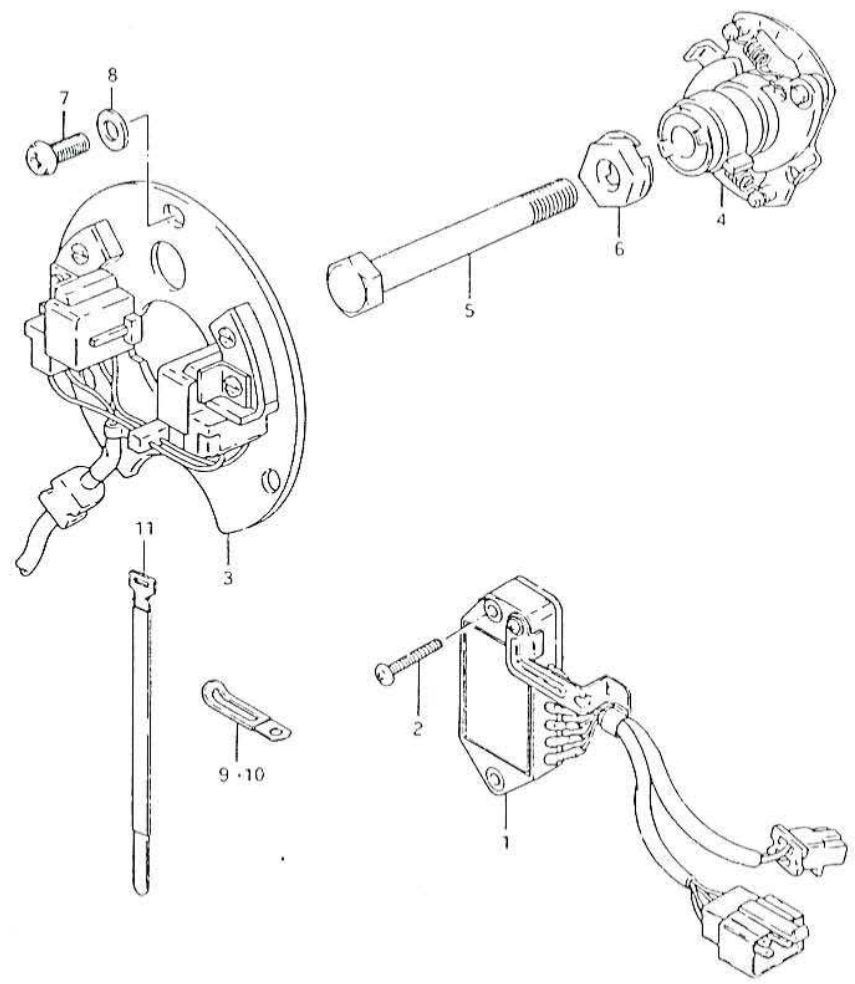
REF. NO.	PART NO.	DESCRIPTION	Q'TY	REMARKS
1	31400-45110	GENERATOR ASSY	1	
2	31401-45110	.STATOR	1	
3	31402-45110	.ROTOR	1	
4	02112-05306	SCREW	3	
5	08321-21058	LOCK WASHER	3	
6	01107-12458	BOLT	1	
7	08321-31128	LOCK WASHER	1	
8	31497-45000	CLAMP	2	
9	02112-05068	SCREW	2	
10	31498-45000	CLAMP	1	
11	02112-06108	SCREW	1	

4170

FIG. 20

E - 4

FIG. 20 (E-4) SIGNAL GENERATOR



REF.NO.	PART NO.	DESCRIPTION	Q'TY	REMARKS
1	32900-45411	IGNITER UNIT	1	
2	02112-06208	SCREW	2	
3	33110-45110	SIGNAL GENERATOR ASSY	1	
4	33120-45410	GOVERNOR ASSY, advance	1	to 33120-45420
5	01107-08658	BOLT	1	
6	33465-47000	WASHER	1	
7	09125-05024	SCREW	3	
8	09160-05027	WASHER	3	
9	09404-06401	CLAMP	3	
10	09404-08401	CLAMP	2	
11	09407-18301	CLAMP	1	

FIG. 21

E - 5

27

FIG. 21 (E- 5) BATTERY

Q'TY

REMARKS

REF.NO.	PART NO.	DESCRIPTION	Q'TY	REMARKS
1	33610-49210	BATTERY (12V,14AH)	1	
2	33680-49000	HOSE, battery exhaust	1	
3	09404-06401	CLAMP	1	
4	09403-09303	CLAMP	1	
5	33651-31000	CUSHION	1	
6	33652-49000	PROTECTOR	2	
7	33652-08410	PROTECTOR	2	to 33651-37000 cut as required profile
8	33820-49000	LEAD WIRE, (+)	1	
9	33850-03201	LEAD WIRE, (-)	1	
10	33624-45000	CAP, terminal	1	
11	41540-49200	HOLDER, battery	1	
12	01107-06168	BOLT	3	
13	09160-06020	WASHER	3	
14	09320-08007	CUSHION	3	
15	09180-06038	SPACER	3	
16	47117-02400	CUSHION	1	

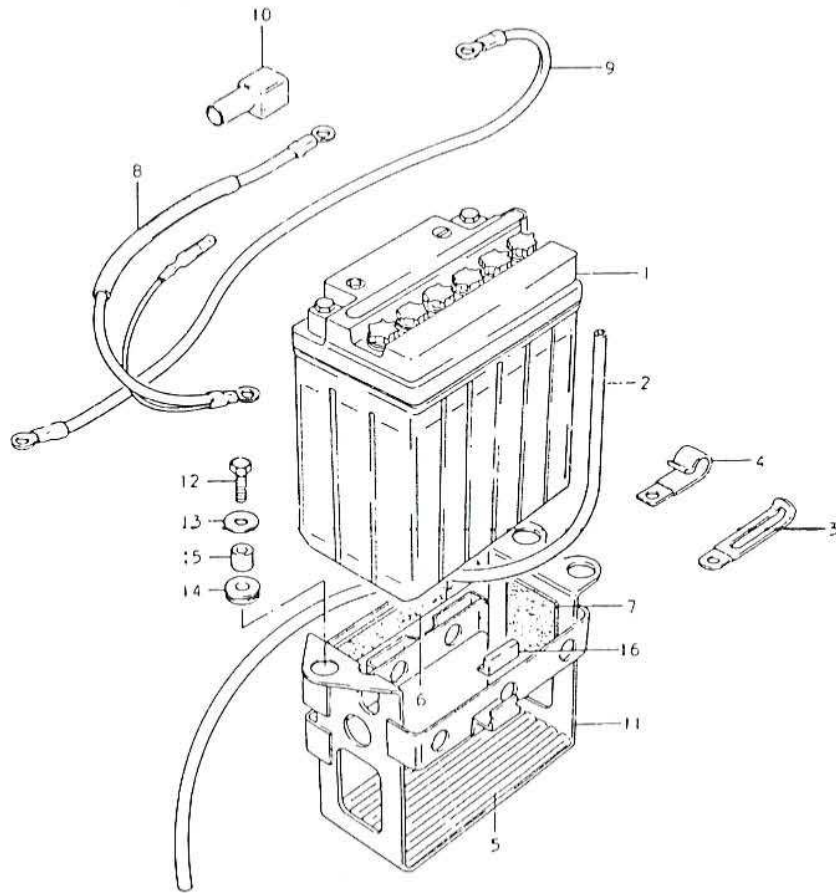
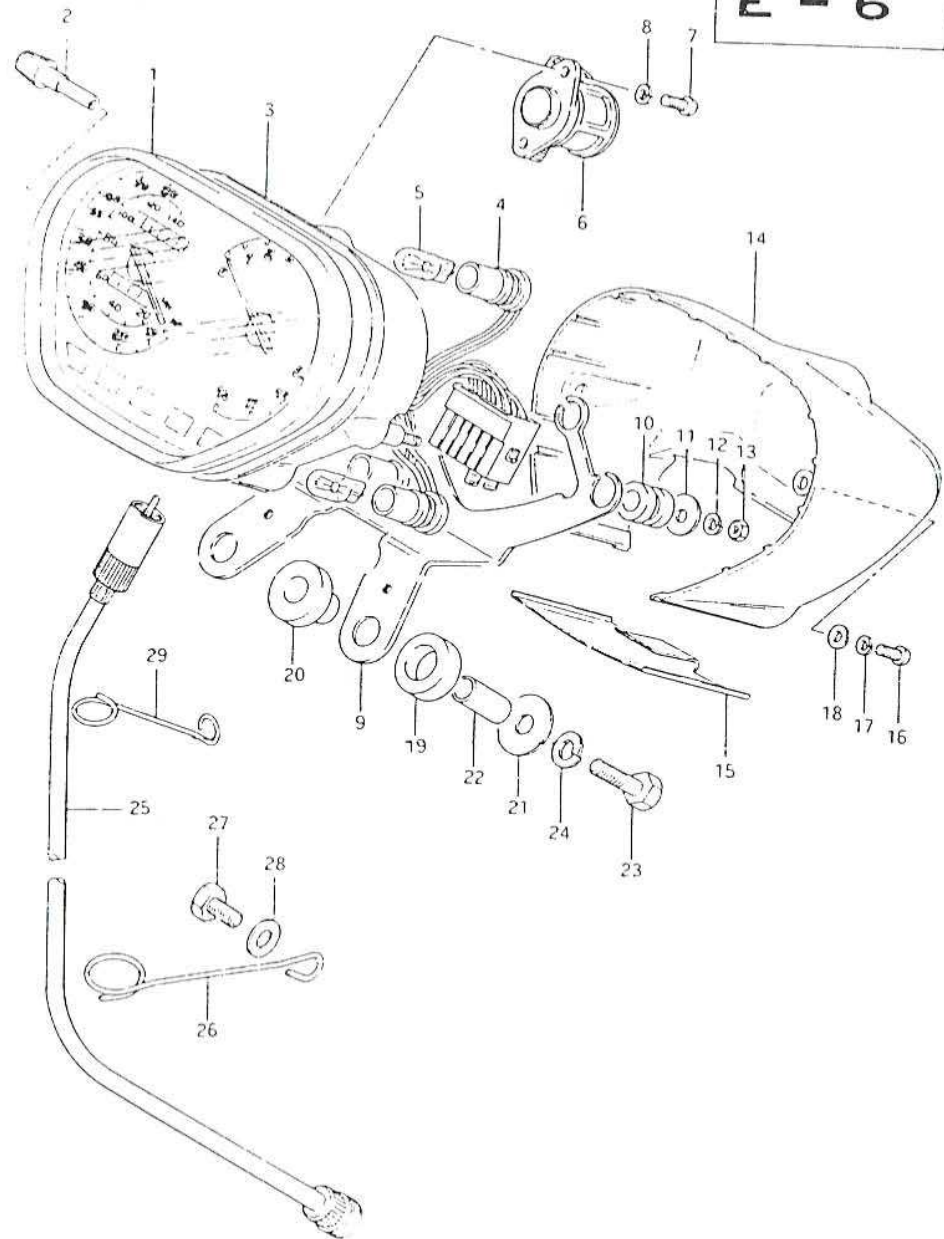


FIG. 22

E - 6

28

FIG. 22 (E- 6) SPEEDOMETER - TACHOMETER



REF.NO.	PART NO.	DESCRIPTION	Q'TY	REMARKS
1-1	34101-45530	SPEEDO & TACHOMETER	1	Mile & Kilo scale
1-2	34101-45500	SPEEDO & TACHOMETER	1	Kilo scale
1-3	34101-49350	SPEEDO & TACHOMETER	1	E22 (Kilo scale)
2	34124-39111	KNOB	1	
3	34196-49300	CUSHION	1	
4-1	34173-49300	SOCKET	1	
4-2	34173-49350	SOCKET	1	E22
5	09471-12028	BULB (12V, 3.4W)	8	
6	34131-49300	GEAR BOX ASSY	1	
7	02112-04108	SCREW	2	
8	08321-21048	LOCK WASHER	2	
9	34950-49300	BRACKET	1	
10	34955-28010	CUSHION	3	
11	34181-49300	WASHER	2	
12	08321-21048	LOCK WASHER	2	
13	08310-11048	NUT	2	
14	34193-49300	LOWER COVER	1	
15	34197-49300	PLATE	1	
16	02112-04128	SCREW	3	
17	08321-21048	LOCK WASHER	3	
18	08322-21048	WASHER	3	
19	34955-11300	CUSHION, lower	2	
20	34956-11300	CUSHION, upper	2	
21	09160-06004	WASHER	2	
22	09180-06040	SPACER	2	
23	01107-06308	BOLT	2	
24	08321-21068	LOCK WASHER	2	
25	34916-49310	CABLE, speedometer	1	
26	34938-45100	GUIDE, meter cable	1	
27	01107-06168	BOLT	1	
28	08322-21068	WASHER	1	
29	34939-49300	GUIDE, meter cable	1	

FIG. 23

E - 7

FIG. 23 (E-7) HEADLAMP

Q'TY

REMARKS

REF. NO.	PART NO.	DESCRIPTION	Q'TY	REMARKS
	35100-49330-999	HEADLAMP ASSY	1	
1	35121-49230	.UNIT	1	
2	35127-49320	.RETAINER	1	
3	35130-49320	.RING, mounting	1	
4	35381-49320	.HOUSING	1	
5	35136-49320	.HOLDER, bulb	1	to 35136-49200
6	35173-49200	.COVER	1	
7	02112-03088	.SCREW	2	
8	35136-25611	.SCREW	2	
9	35133-45600	.SPACER	2	
10	35135-25611	.NUT	2	
11	35151-49320	.ADJUSTING SCREW	1	
12	35161-49320	.KNOB	1	
13	02112-03108	.SCREW	1	
14	35154-49320	.SPRING	1	
15	35157-49320	.WASHER	1	
16	35152-49320	.NUT	1	
17	35152-49330	.NUT	1	
18	35382-49321	.CUSHION	1	
19	35383-49321	.NUT	1	
20	09471-12060	BULB (12V,60/55W,H4)	1	Executed locally
21	09160-06007	WASHER	2	
22	09180-06044	SPACER	2	
23	09320-08001	CUSHION	2	
24	01107-06258	BOLT	2	
25	08321-21068	LOCK WASHER	2	
26	09128-06030	BOLT	1	
27	08321-21068	LOCK WASHER	1	
28	08322-21068	WASHER	1	

FIG. 24 (E-8) : E2
 FIG. 25 (E-9) : E4
 FIG. 26 (E-10) : E15, E16, E17, E18, E21, E22, E25,
 E26, E34, E39.

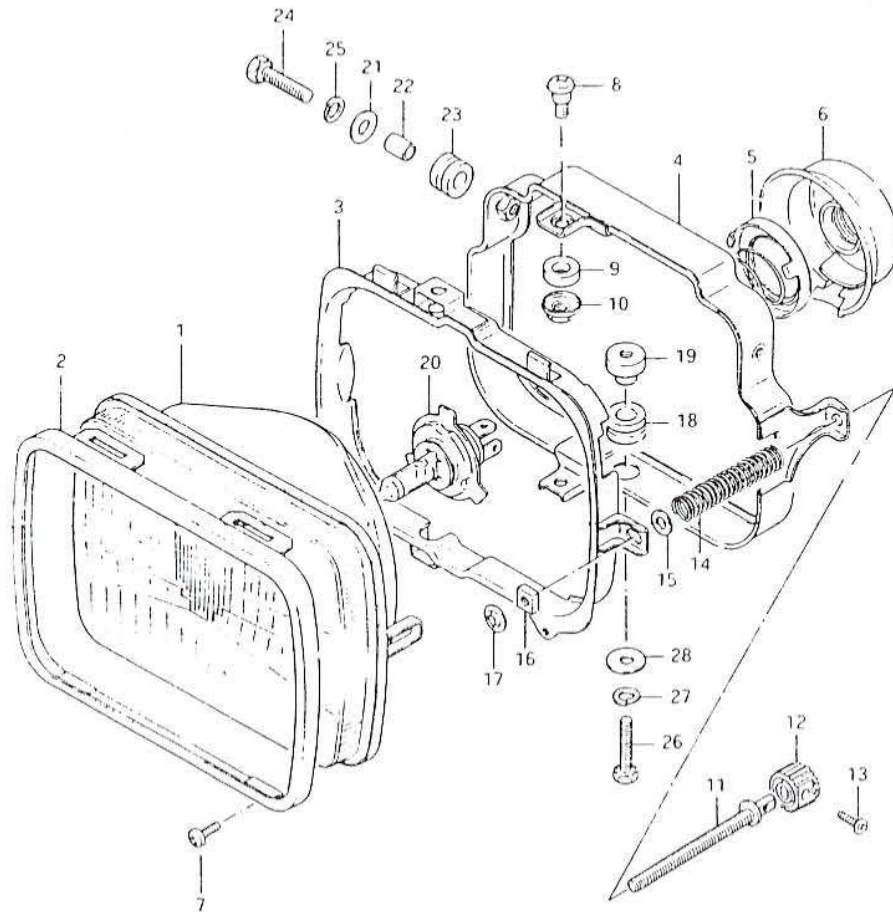


FIG. 24

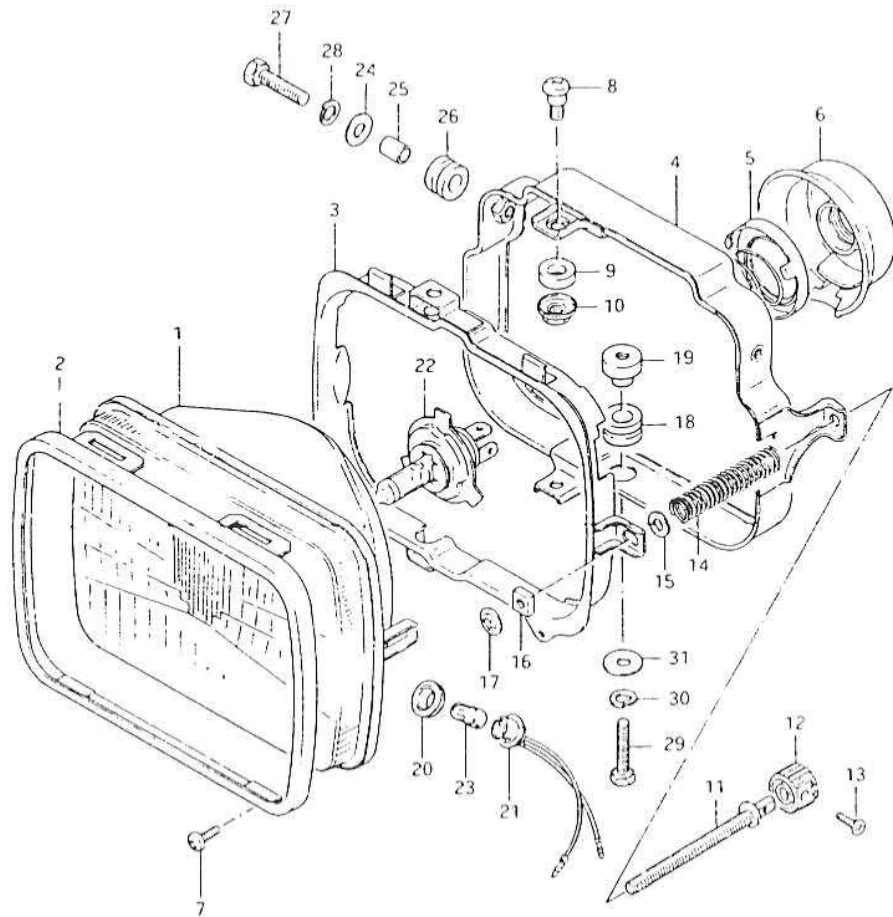
E - 8

50

FIG. 24 (E- 5) HEADLAMP (E2)

Q'TY

REMARKS



REF.NO.	PART NO.	DESCRIPTION	Q'TY	REMARKS
	35100-49320-999	HEADLAMP ASSY	1	
1	35121-49220	.UNIT	1	
2	35127-49320	.RETAINER	1	
3	35130-49320	.RING, mounting	1	
4	35381-49320	.HOUSING	1	
5	35136-49320	.HOLDER, bulb	1	to 35136-49200
6	35173-49200	.COVER	1	
7	02112-03088	.SCREW	2	
8	35136-25611	.SCREW	2	
9	35133-45600	.SPACER	2	
10	35135-25611	.NUT	2	
11	75151-49320	.ADJUSTING SCREW	1	
12	35161-49320	.KNOB	1	
13	02112-03108	.SCREW	1	
14	35154-49320	.SPRING	1	
15	35157-49320	.WASHER	1	
16	35152-49320	.NUT	1	
17	35152-49330	.NUT	1	
18	35382-49321	.CUSHION	1	
19	35383-49321	.NUT	1	
20	36116-22630	.CUSHION	1	
21	36118-49320	.SOCKET	1	
22	09471-12060	BULB (12V,60/55W,H4)	1	Executed locally
23	09471-12063	BULB (12V,4W)	1	Executed locally
24	09160-06007	WASHER	2	
25	09180-06144	SPACER	2	
26	09320-08001	CUSHION	2	
27	01107-06258	BOLT	2	
28	08321-21068	LOCK WASHER	2	
29	09128-06030	BOLT	1	
30	08321-21068	LOCK WASHER	1	
31	08322-21068	WASHER	1	

FIG. 25

E - 9

FIG. 25 (E- 9) HEADLAMP (E4)

Q'TY

REF.NO.	PART NO.	DESCRIPTION	Q'TY	REMARKS
	35100-49340-999	HEADLAMP ASSY	1	to 35100-49350-999
1	35121-49240	.UNIT	1	
2	35127-49320	.RETAINER	1	
3	35130-49320	.RING, mounting	1	
4	35381-49320	.HOUSING	1	
5	35136-49320	.HOLDER, bulb	1	to 35136-49200
6	35173-49200	.COVER	1	
7	02112-03088	.SCREW	2	
8	35136-25611	.SCREW	2	
9	35133-45600	.NUT	2	
10	35135-25611	.NUT	2	
11	35151-49320	.ADJUSTING SCREW	1	
12	35161-49320	.KNOB	1	
13	02112-03108	.SCREW	1	
14	35154-49320	.SPRING	1	
15	35157-49320	.WASHER	1	
16	35152-49320	.NUT	1	
17	35152-49330	.NUT	1	
18	35382-49321	.CUSHION	1	
19	35383-49321	.NUT	1	
20	36116-22630	.CUSHION	1	
21	36118-49320	.SOCKET	1	
22	09471-12061	BULB (12V, 60/55W, H4)	1	Executed locally
23	09471-12063	BULB (12V, 4W)	1	Executed locally
24	09160-06007	WASHER	2	
25	09180-06044	SPACER	2	
26	09320-08001	CUSHION	2	
27	01107-06258	BOLT	2	
28	08321-21068	LOCK WASHER	2	
29	09128-06030	BOLT	1	
30	08321-21068	LOCK WASHER	1	
31	08322-21068	WASHER	1	

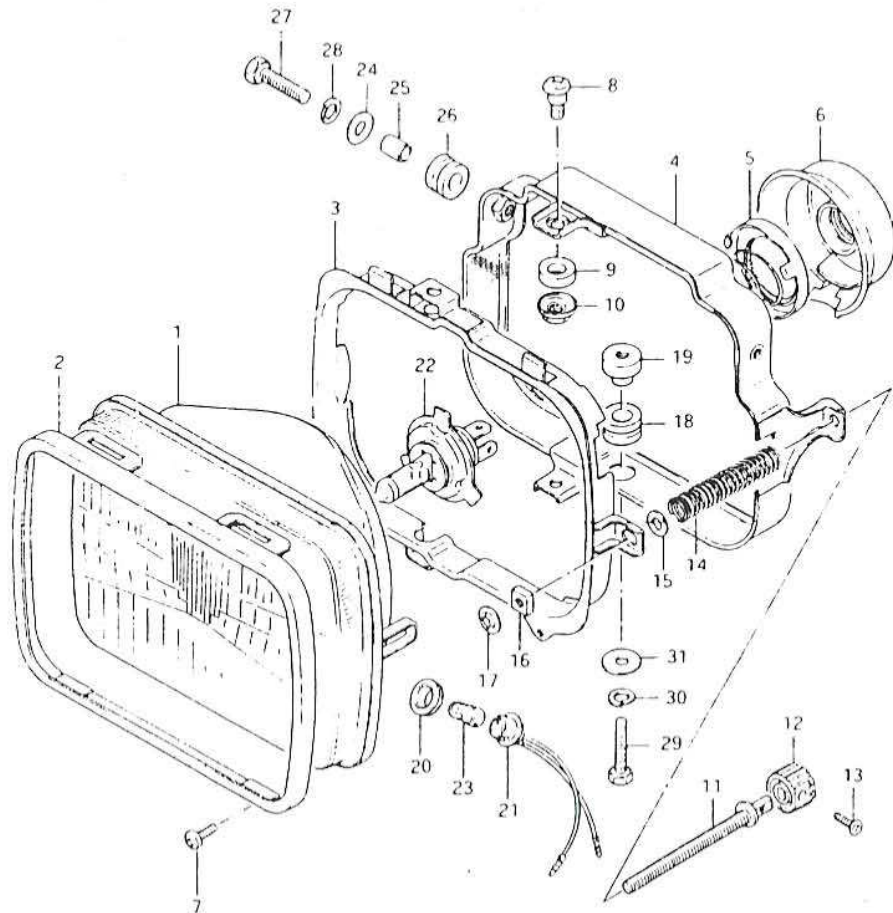
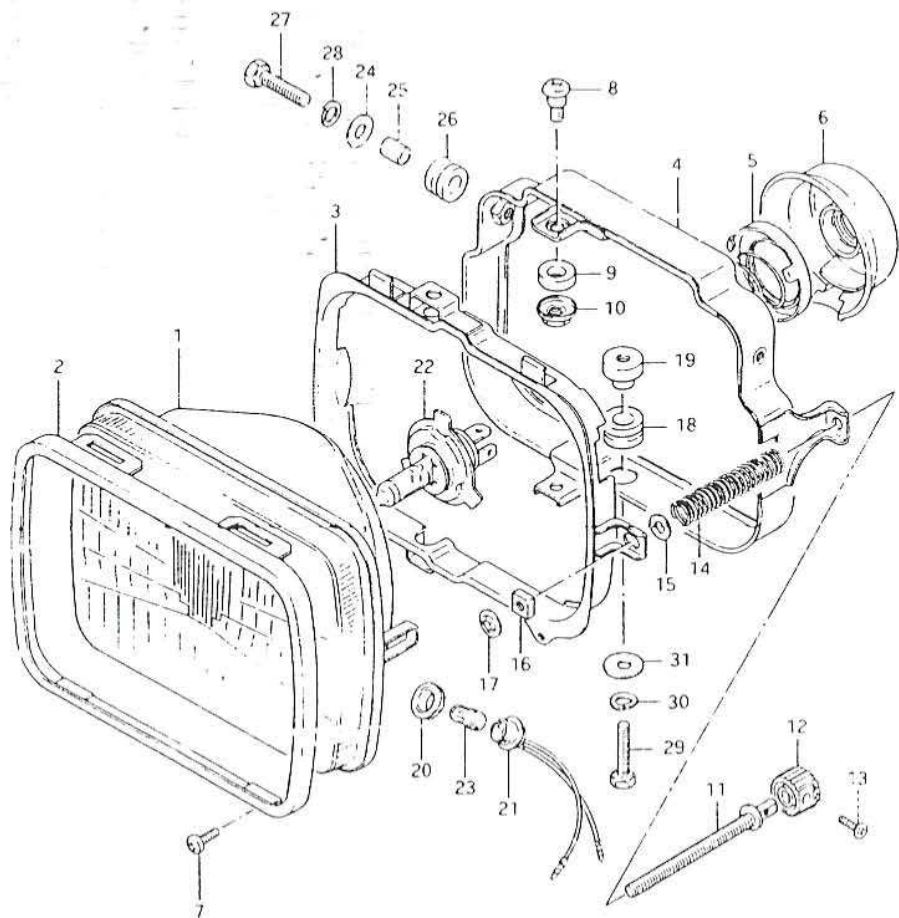


FIG. 26

E - 10

FIG. 26 (E-10) HEADLAMP (E15,E16,E17,E18,E21,E22,E25,E26,E34,E39)
Q'TY

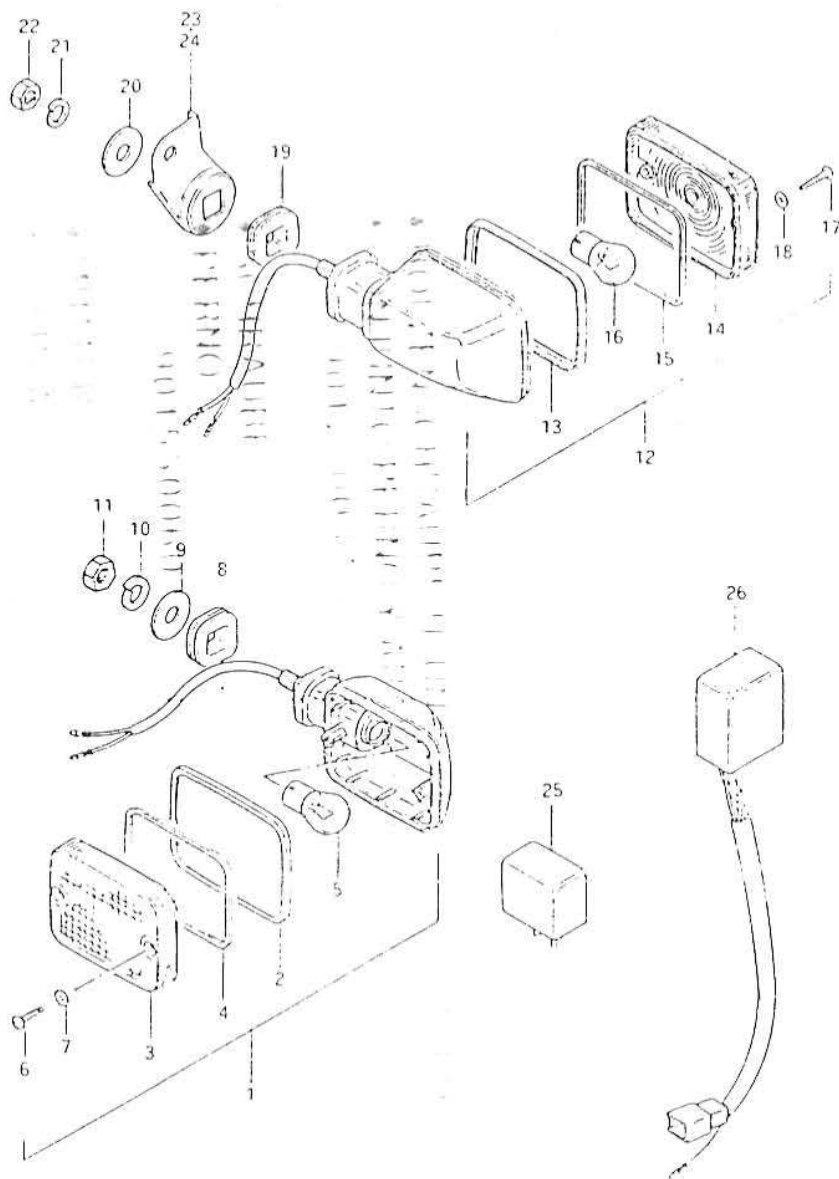


REF.NO.	PART NO.	DESCRIPTION	Q'TY	REMARKS
	35100-49350-999	HEADLAMP ASSY	1	
1	35121-49240	.UNIT	1	
2	35127-49320	.RETAINER	1	
3	35130-49320	.RING, mounting	1	
4	35381-49320	.HOUSING	1	
5	35136-49320	.HOLDER, bulb	1	to 35136-49200
6	35173-49200	.COVER	1	
7	02112-03088	.SCREW	2	
8	35136-25611	.SCREW	2	
9	35133-45600	.SPACER	2	
10	35135-25611	.NUT	2	
11	35151-49320	.ADJUSTING SCREW	1	
12	35161-49320	.KNOB	1	
13	02112-03108	.SCREW	1	
14	35154-49320	.SPRING	1	
15	35157-49320	.WASHER	1	
16	35152-49320	.NUT	1	
17	35152-49330	.NUT	1	
18	35382-49321	.CUSHION	1	
19	35383-49321	.NUT	1	
20	36116-22630	.CUSHION	1	
21	36118-49320	.SOCKET	1	
22	09471-12060	BULB (12V,60/55W,H4)	1	Executed locally
23	09471-12063	BULB (12V,4W)	1	Executed locally
24	09160-06007	WASHER	2	
25	09180-06044	SPACER	2	
26	09320-08001	CUSHION	2	
27	01107-06258	BOLT	2	
28	08321-21068	LOCK WASHER	2	
29	09128-06030	BOLT	1	
30	08321-21068	LOCK WASHER	1	
31	08322-21068	WASHER	1	

FIG. 27

F - 2

FIG. 27 (F- 2) TURN SIGNAL LAMP



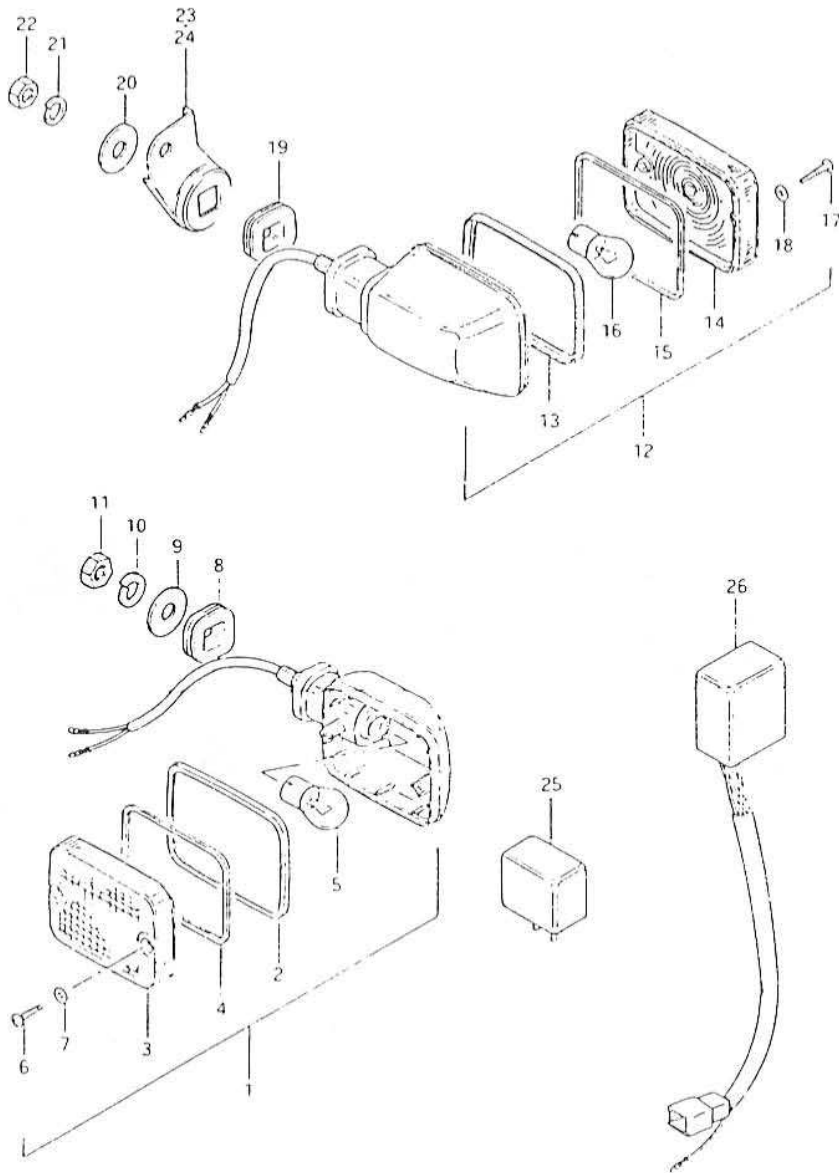
REF. NO.	PART NO.	DESCRIPTION	Q'TY	REMARKS
1	35601-45510	LAMP, front turn signal	2	
2	35611-49230	.RIM	2	
3	35612-49231	.LENS	2	
4	35613-49230	.GASKET	2	
5	09471-12006	.BULB (12V,23W)	2	
6	03211-04208	.SCREW	4	
7	35627-43010	.GASKET	4	
8	09320-15004	CUSHION	2	
9	09160-10006	WASHER	2	
10	08321-21108	LOCK WASHER	2	
11	08310-12108	NUIT	2	
12	35601-45510	LAMP, rear turn signal	2	
13	35611-49230	.RIM	2	
14	35612-49231	.LENS	2	
15	35613-49230	.GASKET	2	
16	09471-12006	.BULB (12V,23W)	2	
17	03211-04208	.SCREW	4	
18	35627-43010	.GASKET	4	
19	09320-15002	CUSHION	2	
20	09160-10006	WASHER	2	
21	08321-21108	LOCK WASHER	2	
22	08310-12108	NUIT	2	
23	35620-49300	BRACKET, rear RH	1	
24	35640-49300	BRACKET, rear LH	1	
25	38610-49231	RELAY, turn signal	1	
26	38830-49200	CONTROL UNIT, turn signal	1	

FIG. 28 (F-3) : E2, E4, E17, E21, E34.
 FIG. 29 (F-4) : E15, E16, E18, E26, E39.
 FIG. 30 (F-5) : E22, E25.

FIG. 28

F - 3

FIG. 28 (F- 3) TURN SIGNAL LAMP (E2, E4, E17, E21, E34)
Q'TY

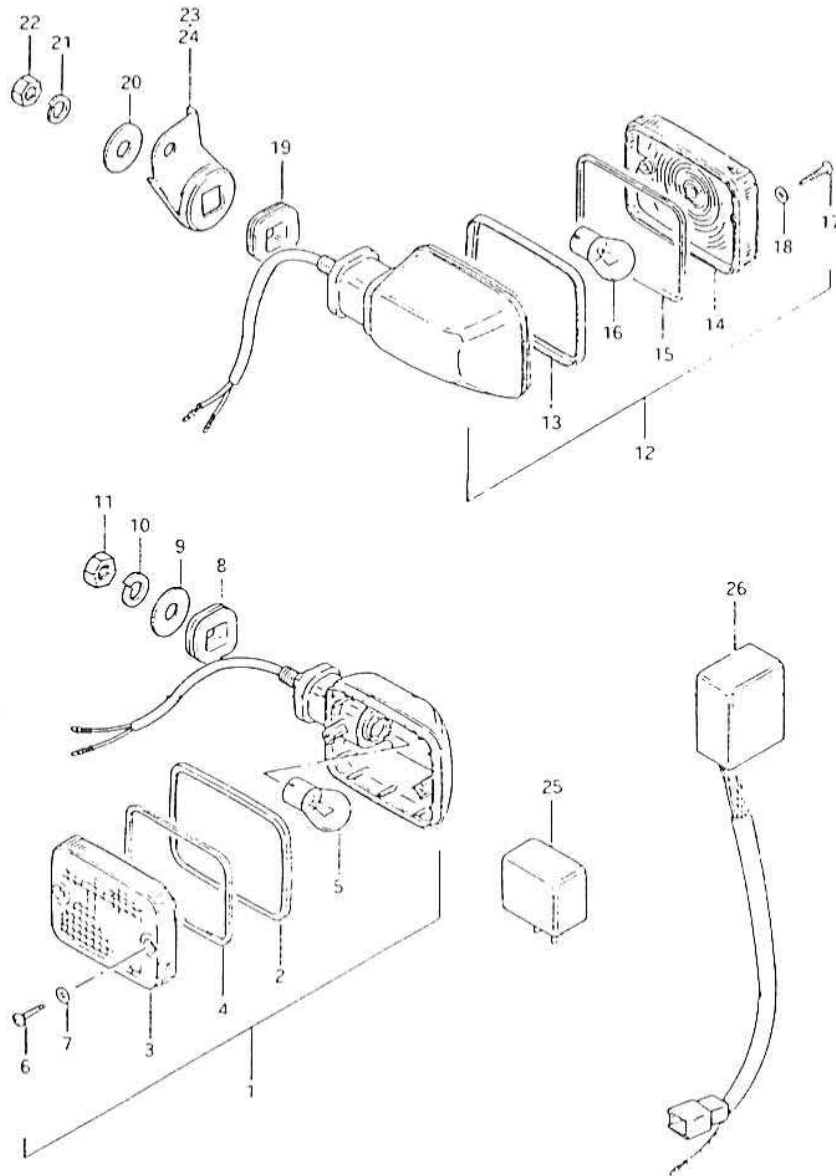


REF.NO.	PART NO.	DESCRIPTION	Q'TY	REMARKS
1	35601-45521	LAMP, front turn signal	2	from 35601-45520
2	35611-49230	.RIM	2	
3	35612-49231	.LENS	2	
4	35613-49230	.GASKET	2	
5	09471-12056	.BULB (12V,21W)	2	
6	03211-04208	.SCREW	4	
7	35627-43010	.GASKET	4	
8	09320-15004	CUSHION	2	
9	09160-10006	WASHER	2	
10	08321-21108	LOCK WASHER	2	
11	08310-12108	NUT	2	
12	35603-45521	LAMP, rear turn signal	2	from 35603-45520
13	35611-49230	.RIM	2	
14	35652-44182	.LENS	2	
15	35613-49230	.GASKET	2	
16	09471-12056	.BULB (12V,21W)	2	
17	03211-04208	.SCREW	4	
18	35627-43010	.GASKET	4	
19	09320-15002	CUSHION	2	
20	09160-10006	WASHER	2	
21	08321-21108	LOCK WASHER	2	
22	08310-12108	NUT	2	
23	35620-49300	BRACKET, rear RH	1	
24	35640-49300	BRACKET, rear LH	1	
25	38610-49231	RELAY, turn signal	1	
26	38830-49200	CONTROL UNIT, turn signal	1	

FIG. 29

F - 4

FIG. 29 (F- 4) TURN SIGNAL LAMP (E15, E16, E18, E26, E39)
Q'TY



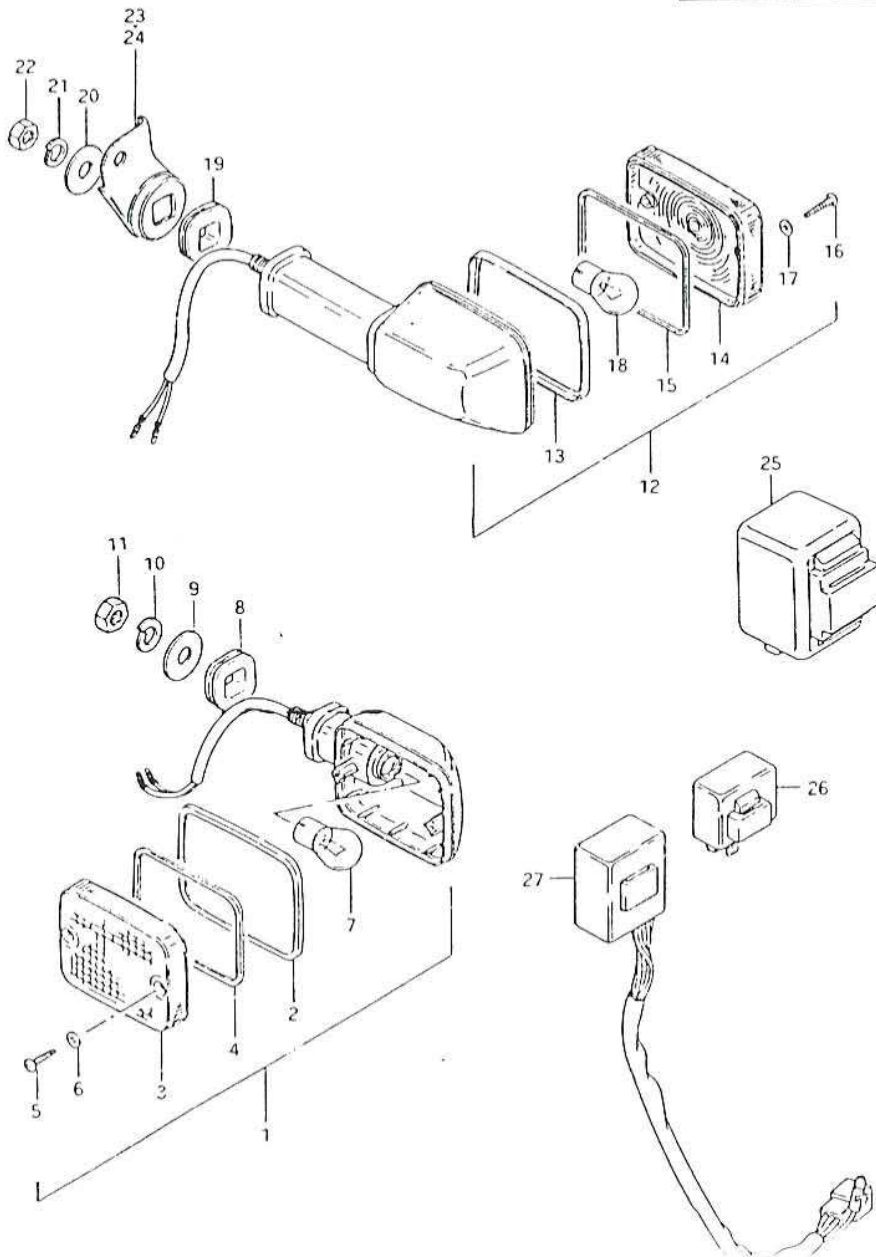
REF.NO.	PART NO.	DESCRIPTION	Q'TY	REMARKS
1	35601-45521	LAMP, front turn signal	2	from 35601-45520
2	35611-49230	.RIM	2	
3	35612-49231	.LENS	2	
4	35613-49230	.GASKET	2	
5	09471-12056	.BULB (12V,21W)	2	
6	03211-04208	.SCREW	4	
7	35627-43010	.GASKET	4	
8	09320-15004	CUSHION	2	
9	09160-10006	WASHER	2	
10	08321-21108	LOCK WASHER	2	
11	08310-12108	NUT	2	
12	35603-45581	LAMP, rear turn signal	2	from 35603-45580
13	35611-49230	.RIM	2	
14	35652-44182	.LENS	2	
15	35613-49230	.GASKET	2	
16	09471-12056	.BULB (12V,21W)	2	
17	03211-04208	.SCREW	4	
18	35627-43010	.GASKET	4	
19	09320-15002	CUSHION	2	
20	09160-10006	WASHER	2	
21	08321-21108	LOCK WASHER	2	
22	08310-12108	NUT	2	
23	35620-49300	BRACKET, rear RH	1	
24	35640-49300	BRACKET, rear LH	1	
25	38610-49231	RELAY, turn signal	1	
26	38830-49200	CONTROL UNIT, turn signal	1	

FIG. 30

F - 5

36

FIG. 30 (F- 5) TURN SIGNAL LAMP (E22, E25)



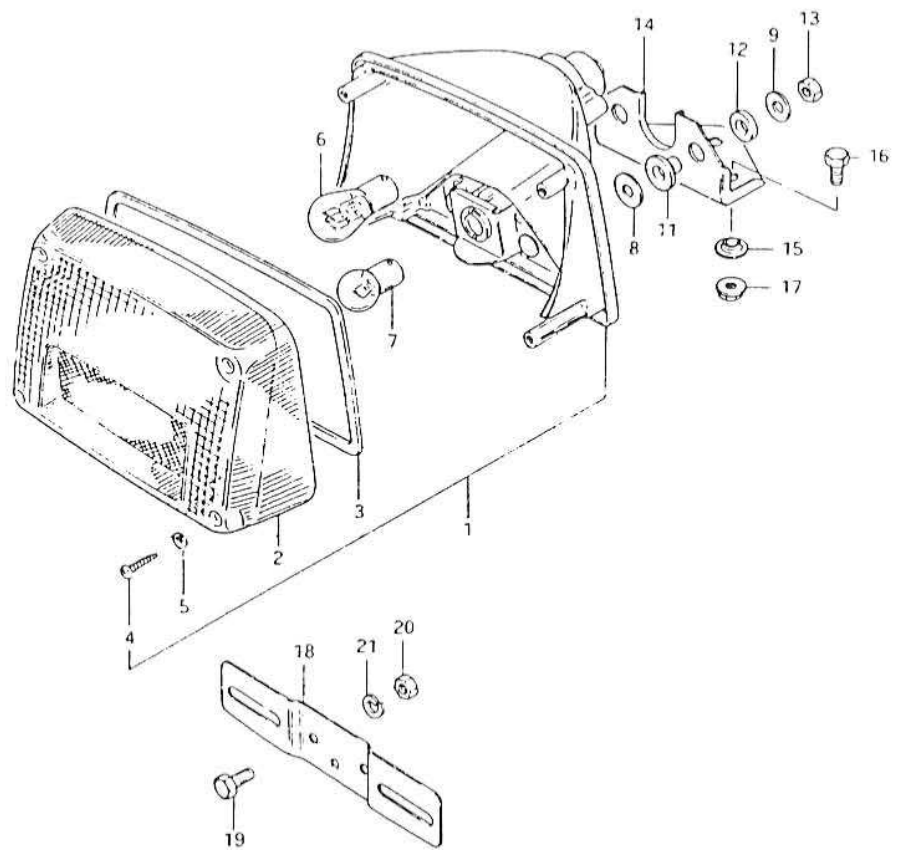
REF.NO.	PART NO.	DESCRIPTION	Q'TY	REMARKS
1	35601-45521	LAMP, front turn signal	2	from 35601-45520
2	35611-49230	.RIM	2	
3	35612-49231	.LENS	2	
4	35613-49230	.GASKET	2	
5	03211-04208	.SCREW	4	
6	35627-43010	.GASKET	4	
7	09471-12045	.BULB (12V,21W)	2	Executed locally
8	09320-15004	CUSHION	2	
9	09160-10006	WASHER	2	
10	08321-21108	LOCK WASHER	2	
11	08310-12108	NUT	2	
12	35603-45591	LAMP, rear turn signal	2	from 35603-45590
13	35611-49230	.RIM	2	
14	35652-44182	.LENS	2	
15	35613-49230	.GASKET	2	
16	03211-04208	.SCREW	4	
17	35627-43010	.GASKET	4	
18	09471-12045	.BULB (12V,21W)	2	Executed locally
19	09320-15002	CUSHION	2	
20	09160-10006	WASHER	2	
21	08321-21108	LOCK WASHER	2	
22	08310-12108	NUT	2	
23	35620-49300	BRACKET, rear RH	1	
24	35640-49300	BRACKET, rear LH	1	
25	38610-45090	RELAY, turn signal	1	E22
26	38610-49231	RELAY, turn signal	1	E25
27	38830-49200	CONTROL UNIT, turn signal	1	E25

FIG. 31

F - 6

37

FIG. 31 (F- 6) REAR COMBINATION LAMP



REF.NO.	PART NO.	DESCRIPTION	Q'TY	REMARKS
1	35710-49330	LAMP ASSY, tail	1	
2	35712-49031	.LENS	1	
3	35713-49030	.GASKET	1	
4	35627-49030	.SCREW	4	
5	35627-43010	.GASKET	4	
6	09471-12035	.BULB (12V, 32/3cp)	1	
7	09471-12037	.BULB (12V, 4cp)	1	
8	09160-06007	WASHER	2	
9	09160-06012	WASHER	2	
10	09180-06038	SPACER	2	
11	09320-09003	CUSHION	2	
12	09320-09004	CUSHION	2	
13	08316-26068	NUT	2	
14	35726-33200	BRACKET, tail lamp	1	
15	09169-06028	WASHER	3	
16	01107-06168	BOLT	3	
17	08316-26068	NUT	3	
18	35927-44110	BRACKET, license plate	1	
19	01517-06168	BOLT	2	
20	08310-11068	NUT	2	
21	08321-21068	LOCK WASHER	2	

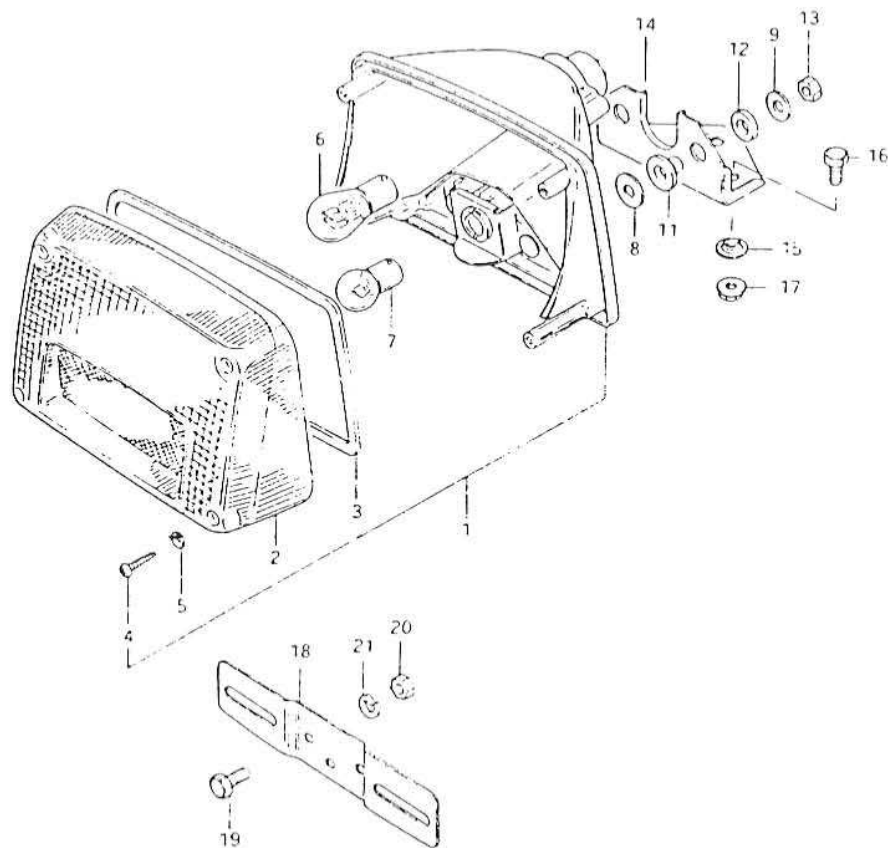
- FIG. 32 (F-7) : E2, E4, E15, E21
- FIG. 33 (F-8) : E16, E18, E26, E39
- FIG. 34 (F-9) : E17
- FIG. 35 (F-10) : E22, E25
- FIG. 36 (F-11) : E34

FIG. 32

F - 7

38

FIG. 32 (F- 7) REAR COMBINATION LAMP (E2, E4, E15, E21)
Q'TY



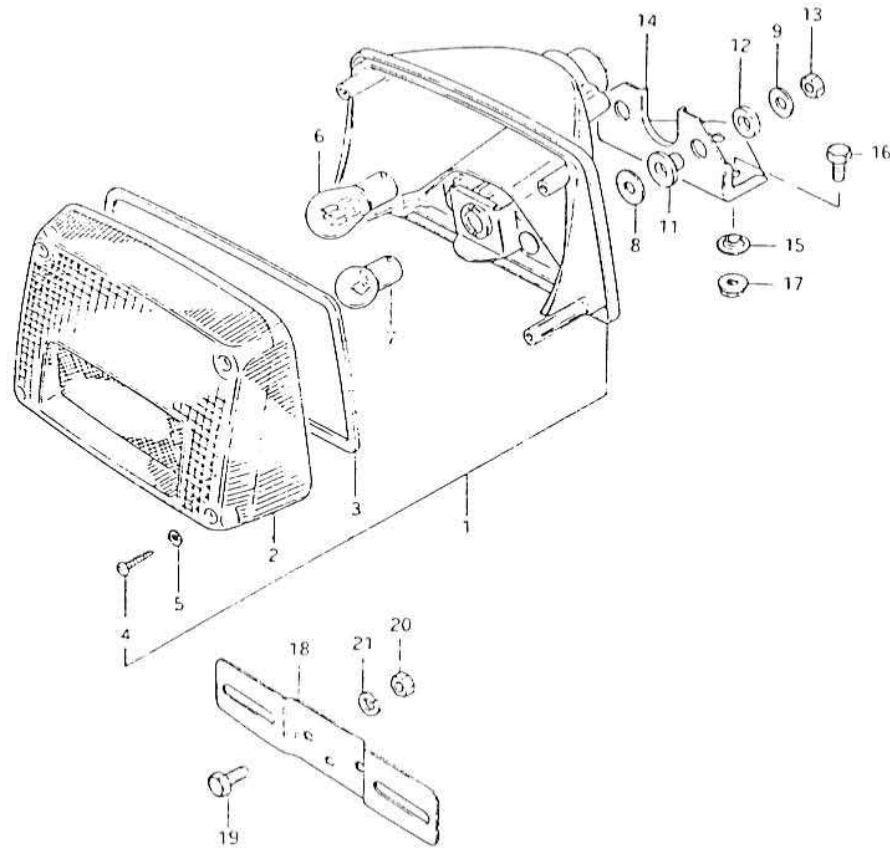
REF.NO.	PART NO.	DESCRIPTION	Q'TY	REMARKS
1	35710-49321	LAMP ASSY, tail	1	from 35710-49320
2	35712-49083	.LENS	1	
3	35713-49030	.GASKET	1	
4	35627-49030	.SCREW	4	
5	35627-43010	.GASKET	4	
6	09471-12057	.BULB (12V,21/5W)	1	
7	09471-12058	.BULB (12V,5W)	1	
8	09160-06007	WASHER	2	
9	09160-06012	WASHER	2	
10	09180-06038	SPACER	2	
11	09320-09003	CUSHION	2	
12	09320-09004	CUSHION	2	
13	08316-26068	NUT	2	
14	35726-33200	BRACKET, tail lamp	1	
15	09169-06028	WASHER	3	
16	01107-06168	BOLT	3	
17	08316-26068	NUT	3	
18	35927-44110	BRACKET, license plate	1	
19	01517-06168	BOLT	2	
20	08310-11068	NUT	2	
21	08321-21068	LOCK WASHER	2	

FIG. 33

F - 8

39

FIG. 33 (F- 8) REAR COMBINATION LAMP (E16, E18, E26, E39)
Q'TY



REF.NO.	PART NO.	DESCRIPTION	Q'TY	REMARKS
1	35710-49382	LAMP ASSY, tail	1	
2	35712-49084	.LENS	1	
3	35713-49030	.GASKET	1	
4	35627-49030	.SCREW	4	
5	35627-43010	.GASKET	4	
6	09471-12057	.BULB (12V, 21/5W)	1	
7	09471-12058	.BULB (12V, 5W)	1	
8	09160-06007	WASHER	2	
9	09160-06012	WASHER	2	
10	09180-06038	SPACER	2	
11	09320-09003	CUSHION	2	
12	09320-09004	CUSHION	2	
13	08316-26068	NUT	2	
14	35726-33200	BRACKET, tail lamp	1	
15	09169-06028	WASHER	3	
16	01107-06168	BOLT	3	
17	08316-26068	NUT	3	
18	35927-44110	BRACKET, license plate	1	
19	01517-06168	BOLT	2	
20	08310-11068	NUT	2	
21	08321-21068	LOCK WASHER	2	

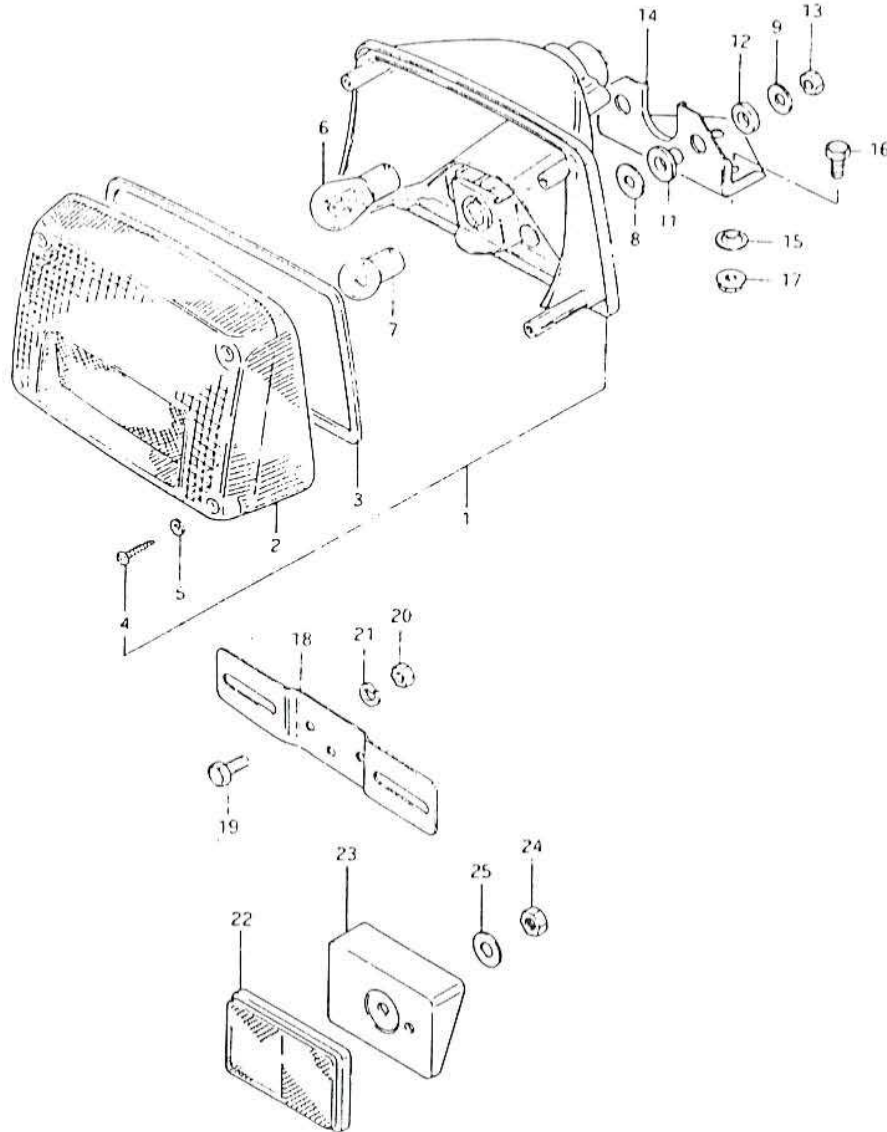
FIG. 34

F - 9

40

FIG. 34 (F- 9) REAR COMBINATION LAMP (E17)

Q'TY



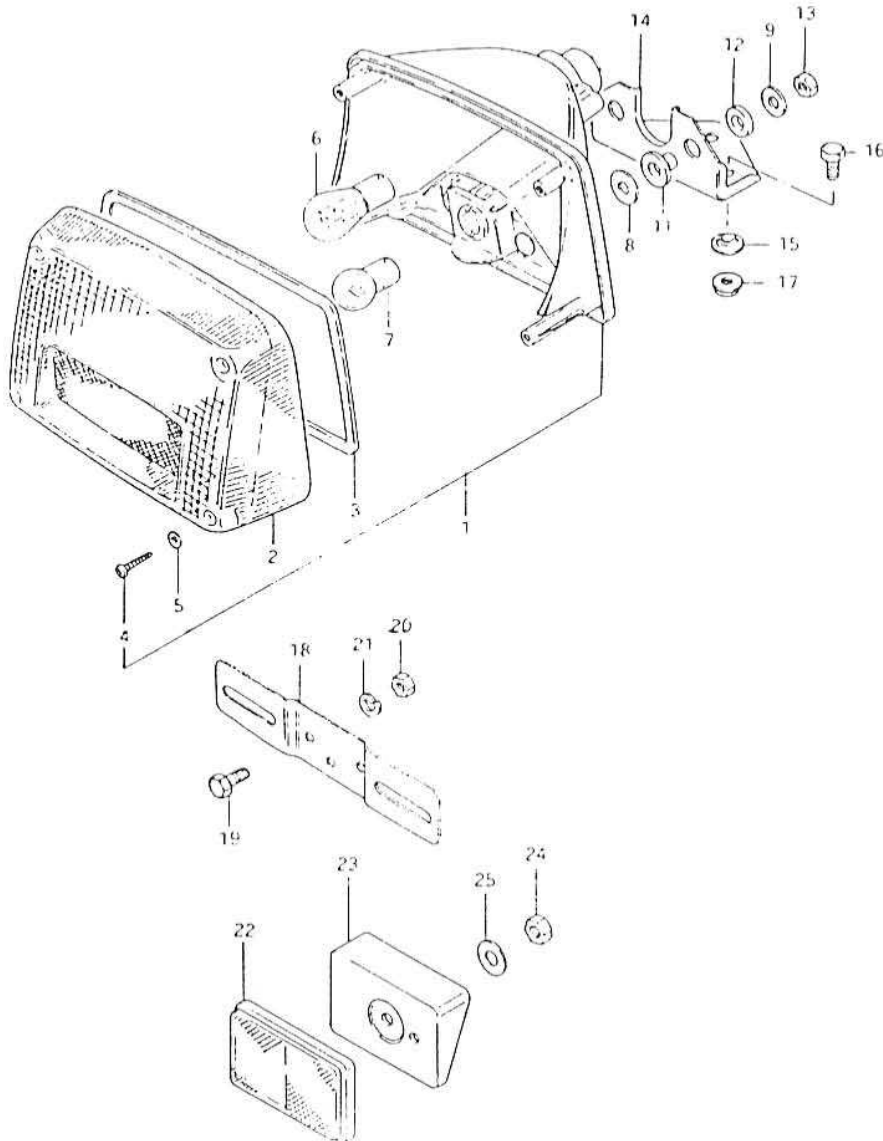
REF. NO.	PART NO.	DESCRIPTION	Q'TY	REMARKS
1	35710-49371	LAMP ASSY, tail	1	from 35710-49370
2	35712-49071	.LENS	1	
3	35713-49030	.GASKET	1	
4	35627-49030	.SCREW	4	
5	35627-43010	.GASKET	4	
6	09471-12057	.BULB (12V, 21/5W)	1	
7	09471-12058	.BULB (12V, 5W)	1	
8	09160-06007	WASHER	2	
9	09160-06012	WASHER	2	
10	09180-06038	SPACER	2	
11	09320-09003	CUSHION	2	
12	09320-09004	CUSHION	2	
13	08316-26068	NUT	2	
14	35726-33200	BRACKET, tail lamp	1	
15	09169-06028	WASHER	3	
16	01107-06168	BOLT	3	
17	08316-26068	NUT	3	
18	35927-44110	BRACKET, license plate	1	
19	01517-06168	BOLT	2	
20	08310-11068	NUT	2	
21	08321-21068	LOCK WASHER	2	
22	35970-49310	REFLEX REFLECTOR, rear	1	
23	35977-49310	SPACER	1	
24	08310-11058	NUT	1	
25	09160-05013	WASHER	1	

FIG. 35

F - 10

41

FIG. 35 (F-10) REAR COMBINATION LAMP (E22, E25)
Q'TY



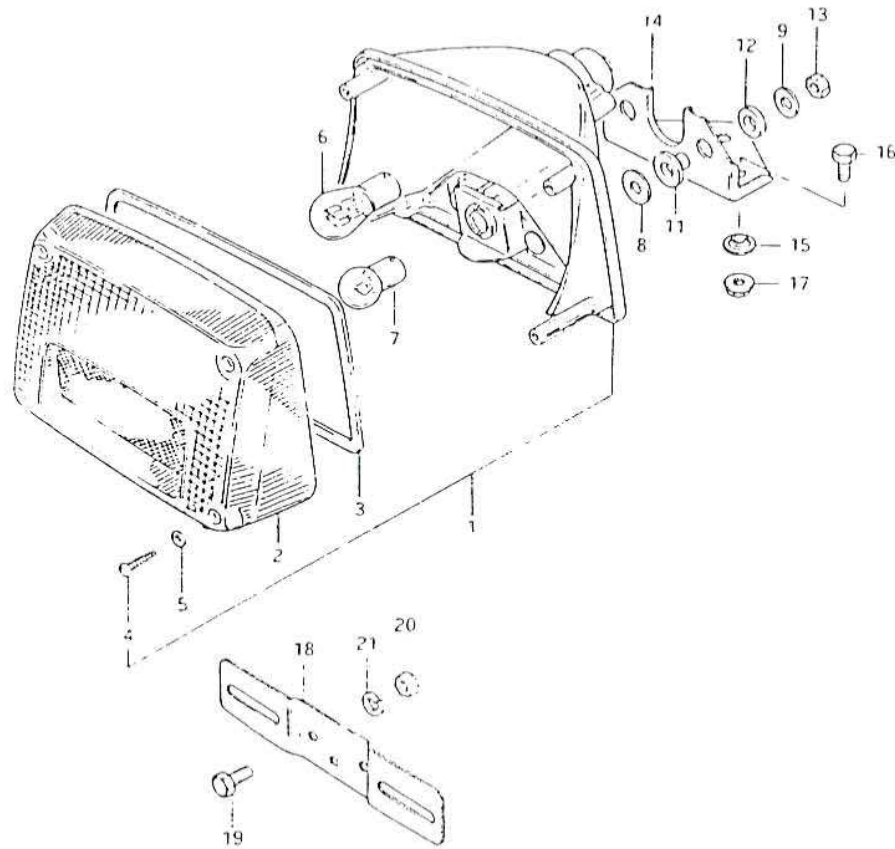
REF.NO.	PART NO.	DESCRIPTION	Q'TY	REMARKS
1	35710-49390-999	LAMP ASSY, tail	1	
2	35712-49091	.LENS	1	
3	35713-49030	.GASKET	1	
4	35627-49030	.SCREW	4	
5	35627-43010	.GASKET	4	
6	09471-12046	BULB (12V,21/5W)	1	Executed locally
7	09471-12062	BULB (12V,10W)	1	Executed locally
8	09160-06007	WASHER	2	
9	09160-06012	WASHER	2	
10	09180-06038	SPACER	2	
11	09320-09003	CUSHION	2	
12	09320-09004	CUSHION	2	
13	08316-26068	NUT	2	
14	35726-33200	BRACKET, tail lamp	1	
15	09169-06028	WASHER	3	
16	01107-06168	BOLT	3	
17	08316-26068	NUT	3	
18	35927-44110	BRACKET, license plate	1	
19	01517-06168	BOLT	2	
20	08310-11068	NUT	2	
21	08321-21068	LOCK WASHER	2	
22	35970-49310	REFLEX REFLECTOR, rear	1	
23	35977-49310	SPACER	1	
24	08310-11058	NUT	1	
25	09160-05013	WASHER	1	

FIG. 36

F - 11

42

FIG. 36 (F-11) REAR COMBINATION LAMP (E34)



Q'TY

REMARKS

REF.NO.	PART NO.	DESCRIPTION	Q'TY	REMARKS
1	35710-49360-999	LAMP ASSY, tail	1	
2	35712-49062	.LENS	1	
3	35713-49030	.GASKET	1	
4	35627-49030	.SCREW	4	
5	35627-43010	.GASKET	4	
6	09471-12046	.BULB (12V,21/5W)	1	Executed locally
7	09471-12059	.BULB (12V,5W)	1	Executed locally
8	09160-06007	WASHER	2	
9	09160-06012	WASHER	2	
10	09180-06038	SPACER	2	
11	09320-09003	CUSHION	2	
12	09320-09004	CUSHION	2	
13	08316-26068	NUT	2	
14	35726-33200	BRACKET, tail lamp	1	
15	09169-06028	WASHER	3	
16	01107-06168	BOLT	3	
17	08316-26068	NUT	3	
18	35927-44110	BRACKET, license plate	1	
19	01517-06168	BOLT	2	
20	08310-11068	NUT	2	
21	08321-21068	LOCK WASHER	2	

FIG. 37

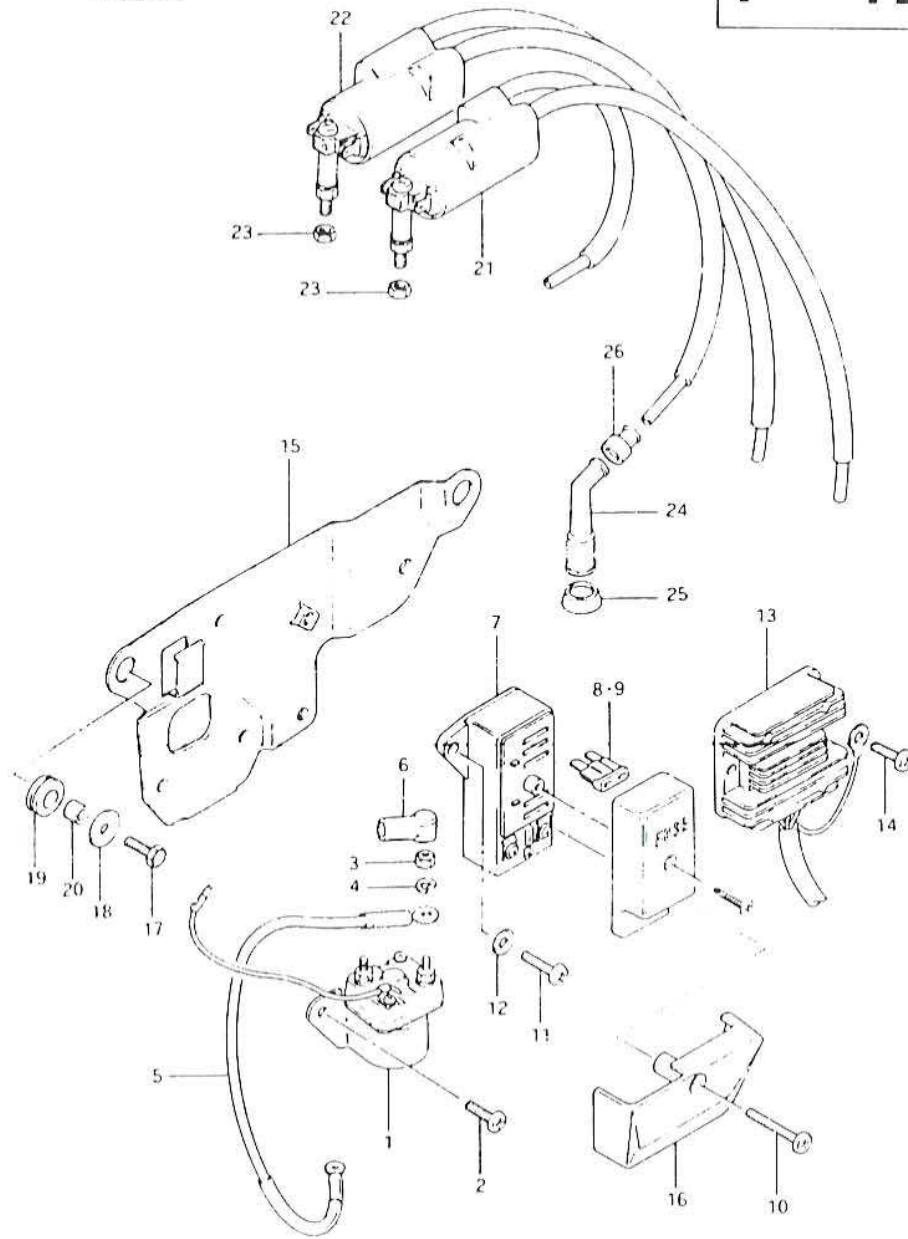
F - 12

43

FIG. 37 (F-12) ELECTRICAL

Q'TY

REMARKS



REF.NO.	PART NO.	DESCRIPTION	Q'TY	REMARKS
1	31800-49320	RELAY, starting motor	1	
2	02112-06108	SCREW	2	
3	08310-22068	NUT	2	
4	08321-21068	LOCK WASHER	2	
5	33850-44110	LEAD WIRE, starting motor	1	
6	31861-35100	CAP, terminal	3	
7	36740-49300	FUSE CASE ASSY	1	
8	09481-10101	.FUSE (10A)	4	
9	09481-15101	.FUSE (15A)	1	
10	02112-06358	SCREW	1	
11	02112-06168	SCREW	1	
12	08322-21068	WASHER	1	
13	32800-45250	RECTIFIER, regulator	1	
14	02112-06128	SCREW	1	
15-1	47410-49310	PLATE, parts holder	1	
15-2	47410-49301	PLATE, parts holder	1	E22
16	47419-49301	COVER, parts holder	1	
17	01107-06168	BOLT	2	
18	09160-06063	WASHER	2	
19	09320-08013	CUSHION	2	
20	09180-07005	SPACER	2	
21	33410-49210	COIL, ignition No.1	1	
22	33420-49210	COIL, ignition No.2	1	
23	08310-11068	NUT	4	
24	33510-45010	CAP, spark plug	4	
25	33541-32410	SEAL, plug	4	
26	33542-98000	SEAL, hightension cord	4	

FIG. 38

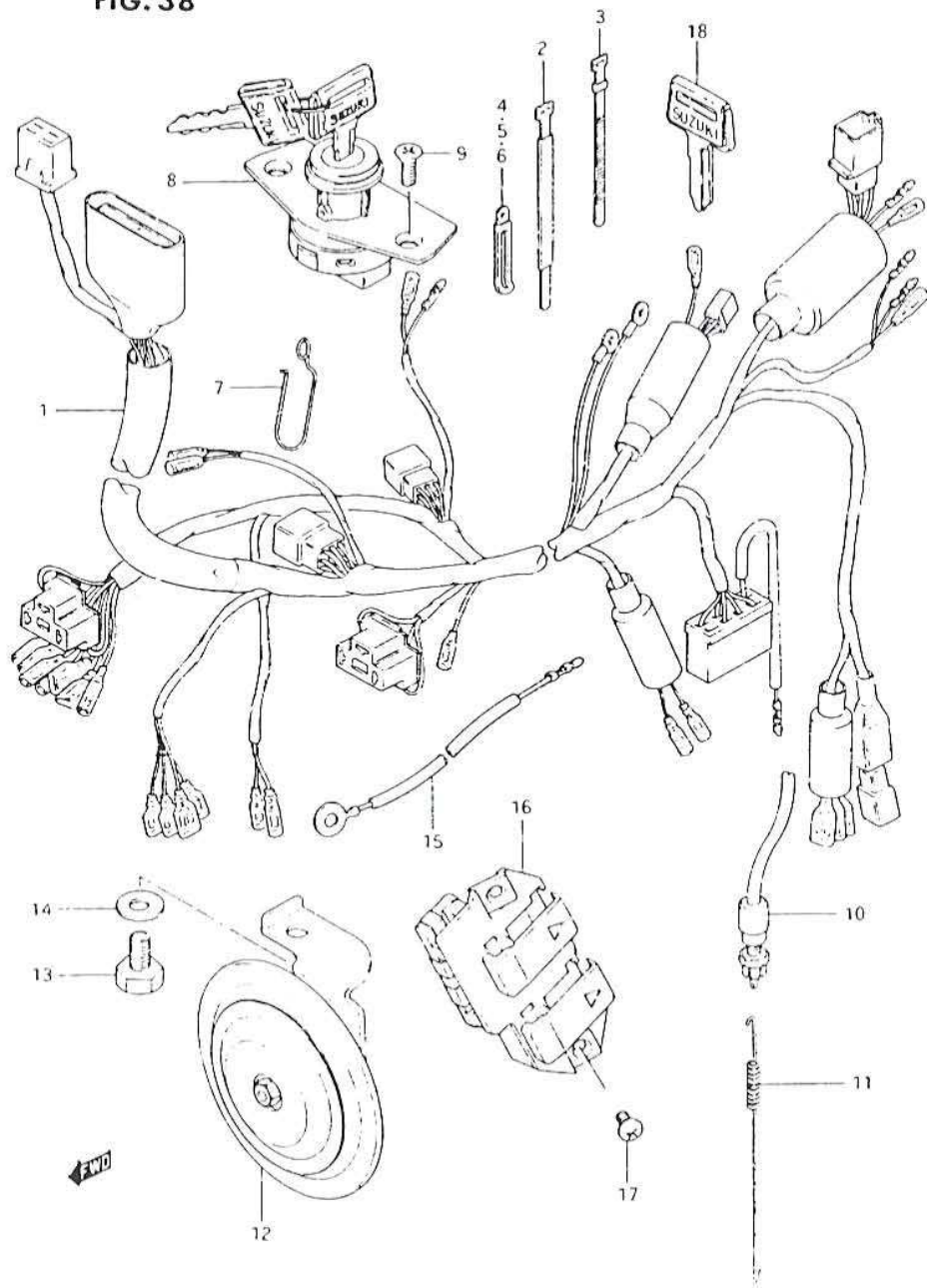


FIG. 38 (F-13) WIRING HARNESS

REF.NO.	PART NO.	DESCRIPTION	Q'TY	REMARKS
1-1	36610-49300	WIRING HARNESS	1	
1-2	36610-69310	WIRING HARNESS	1	E22
2	09407-18301	CLAMP (L:180)	5	
3-1	09407-12402	CLAMP (L:120)	4	
3-2	09407-08401	CLAMP (L:80)	1	
4-1	09404-06414	CLAMP (L:80)	2	
4-2	09404-06401	CLAMP (L:50)	1	
4-3	09404-08401	CLAMP (L:50)	1	
5	09404-06415	CLAMP (L:95)	1	
6	09404-06412	CLAMP (L:60)	2	
7	36618-49300	GUIDE	1	
8	37110-49300	SWITCH ASSY, ignition	1	
9	02122-05108	SCREW	2	
10	37740-04571	SWITCH, brake lamp	1	
11	09443-06027	SPRING	1	
12-1	38500-49320	HORN	1	
12-2	38500-49300	HORN	1	E4, E34, E39
12-3	38500-49310	HORN	1	E18
13	01107-08128	BOLT	2	
14	08322-11088	WASHER	2	
15	36851-45401	LEAD WIRE, pressure switch	1	
16	37850-49300	SWITCH, side cover left	1	
17	03241-04088	SCREW	2	
18	37146-49300	KEY, blank	1	OPT

FIG. 39

G - 2

FIG. 39 (G- 2) FRAME

Q'TY

REMARKS

REF.NO.	PART NO.	DESCRIPTION	Q'TY	REMARKS
1-1	41100-45501-13L	FRAME (Silver)	1	
1-2	41100-45541-13L	FRAME (Silver)	1	E15,E17
1-3	41100-45531-13L	FRAME (Silver)	1	E16,E18
1-4	41100-45522-13L	FRAME (Silver)	1	E22,E25,E26
2	09250-22002	CAP	2	
3	41910-49200-13L	PLATE, No.1 (Silver)	2	
4	09104-08021	BOLT	4	
5	08321-21088	LOCK WASHER	4	
6	41921-49000-13L	PLATE, No.2 (Silver)	2	
7	09104-08019	BOLT	4	
8	08321-21088	LOCK WASHER	4	
9	41940-49000-13L	PLATE, No.3 (Silver)	2	
10	09104-08020	BOLT	4	
11	08321-21088	LOCK WASHER	4	
12	41610-49301	GRIP, frame handle	1	
13	01107-08168	BOLT	1	
14	08322-11088	WASHER	1	
15	41550-49200	HOLDER, tool	1	
16	09160-06021	WASHER	2	
17	08310-11068	NUT	2	
18	09462-00072	BAND, tool	1	
19	09800-00239	TOOL SET	1	

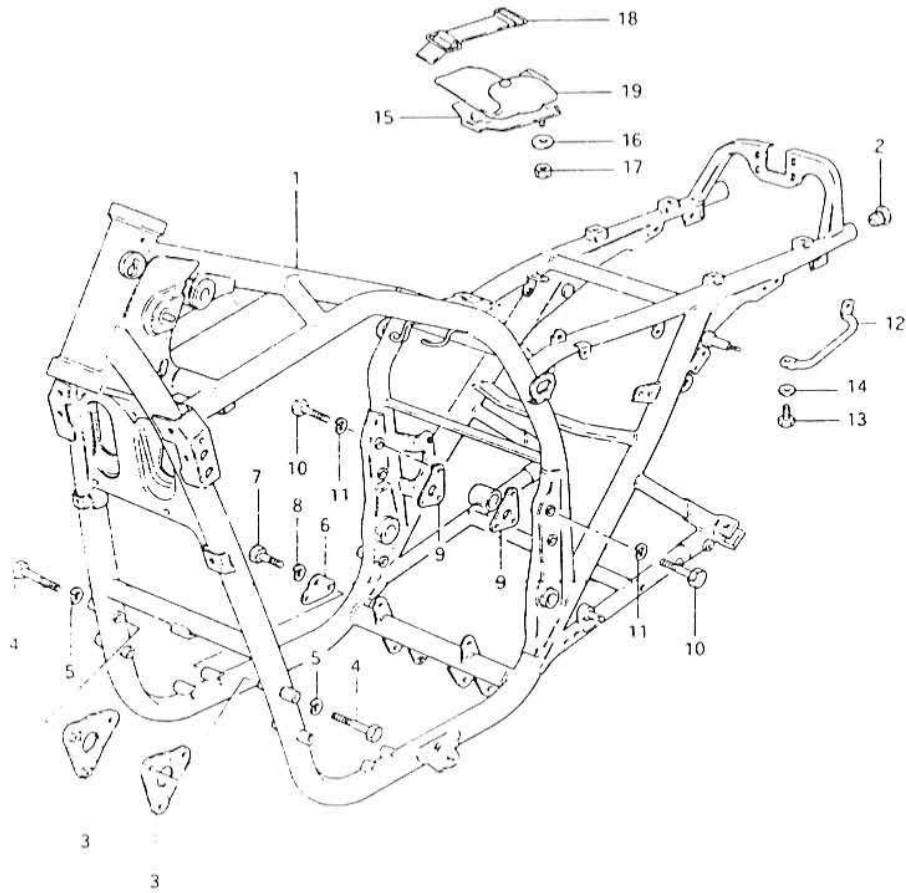


FIG. 40

G - 3

46

FIG. 40 (G- 3) STAND

Q'TY

REF.NO.	PART NO.	DESCRIPTION	REMARKS
1	42100-49301	STAND, center	1
2	09180-10040	SPACER (10.7x15.9x38)	2
3	09101-10018	BOLT	2
4	08321-21108	LOCK WASHER	2
5	09385-10001	CLIP	2
6	09443-20001	SPRING	1
7	09321-10001	CUSHION	1
8	42310-49300	STAND, prop	1
9	09443-17010	SPRING	1
10	09100-10067	BOLT (10x30)	1
11	08310-22108	NUT	1
12	43110-49301	FEDAL, brake	1
13	43120-49301	ARM, brake pedal rod	1
14	01204-08257	BOLT	1
15	08321-21088	LOCK WASHER	1
16	09443-12022	SPRING	1
17	09200-06037	FIN	1
18	04111-20158	COTTER PIN	1
19	08322-21068	WASHER	1
20	01107-06208	BOLT	1
21	08310-11068	NUT	1

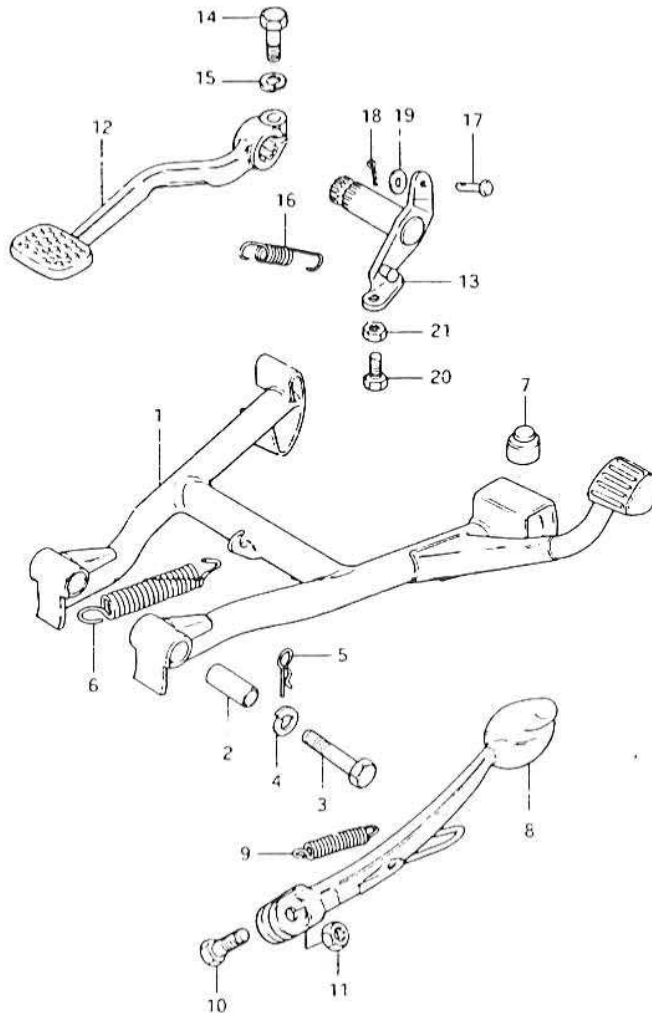


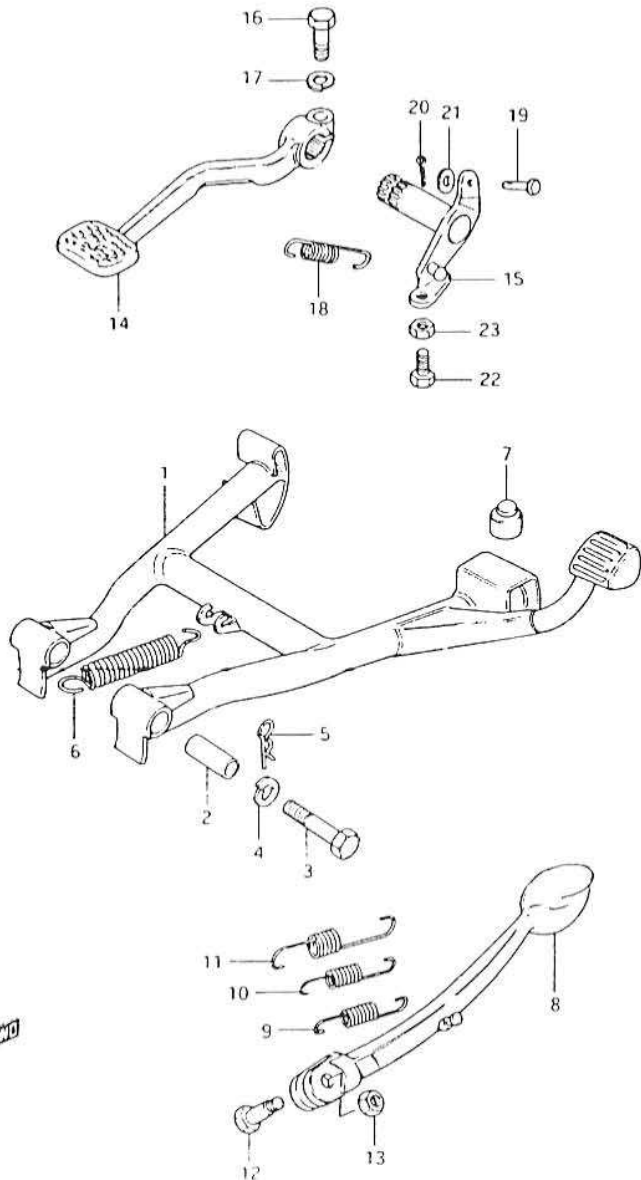
FIG. 41 (G-4) : E16, E18, E22, E25, E26

FIG. 41

G - 4

47

FIG. 41 (G- 4) STAND (E16, E18, E22, E25, E26) Q'TY



REF.NO.	PART NO.	DESCRIPTION	Q'TY	REMARKS
1-1	42100-49301	STAND, center	1	E16, E18
1-2	42100-49311	STAND, center	1	E22, E25, E26
2	09180-10040	SPACER (10.7x15.9x38)	2	
3	09101-10018	BOLT	2	
4	08321-21108	LOCK WASHER	2	
5	09385-10001	CLIP	2	
6-1	09443-20001	SPRING	1	E16, E18
6-2	09443-18003	SPRING	2	E22, E25, E26
7	09321-10001	CUSHION	1	
8	42310-49310	STAND, prop	1	
9	09443-15013	SPRING	1	E16, E18, E26
10	09443-14019	SPRING, inner	1	E22, E25
11	09443-22002	SPRING, outer	1	E22, E25
12	09111-10024	BOLT	1	
13	08310-22108	NUT	1	
14	43110-49301	PEDAL, brake	1	
15	43120-49301	ARM, brake pedal rod	1	
16	01204-08257	BOLT	1	
17	08321-21088	LOCK WASHER	1	
18	09443-12022	SPRING	1	
19	09200-06037	PIN	1	
20	04111-20158	COTTER PIN	1	
21	08322-21068	WASHER	1	
22	01107-06208	BOLT	1	
23	08310-11068	NUT	1	

FIG.42

G-5

48

FIG.42 (G- 5) FOOTREST

Q'TY

REF.NO.	PART NO.	DESCRIPTION	REMARKS
1	43510-49300	BAR, footrest RH	1
2	43520-49300	BAR, footrest LH	1
3	09319-10008	BUSH	4
4	09104-10012	BOLT	4
5	09160-10057	WASHER	8
6	43530-49300	HOLDER, cover RH	1
7	43540-49300	HOLDER, cover LH	1
8	43571-49300	PLATE, footrest stopper	2
9	43551-49300	COVER, RH	1
10	43561-49300	COVER, LH	1
11	05011-08229	PIN	2
12	01107-06168	BOLT	2
13	08321-21068	LOCK WASHER	2
14	09180-06082	SPACER	2
15-1	43610-49300	BAR, RH	1
15-2	43620-49300	BAR, LH	1
16	43612-49201	COVER	2
17	43631-45001	WASHER	2
18-1	09111-06034	BOLT (L:40)	2
18-2	09111-06038	BOLT (L:45)	2
19	08322-11088	WASHER	2
20	08319-31068	NUT	2

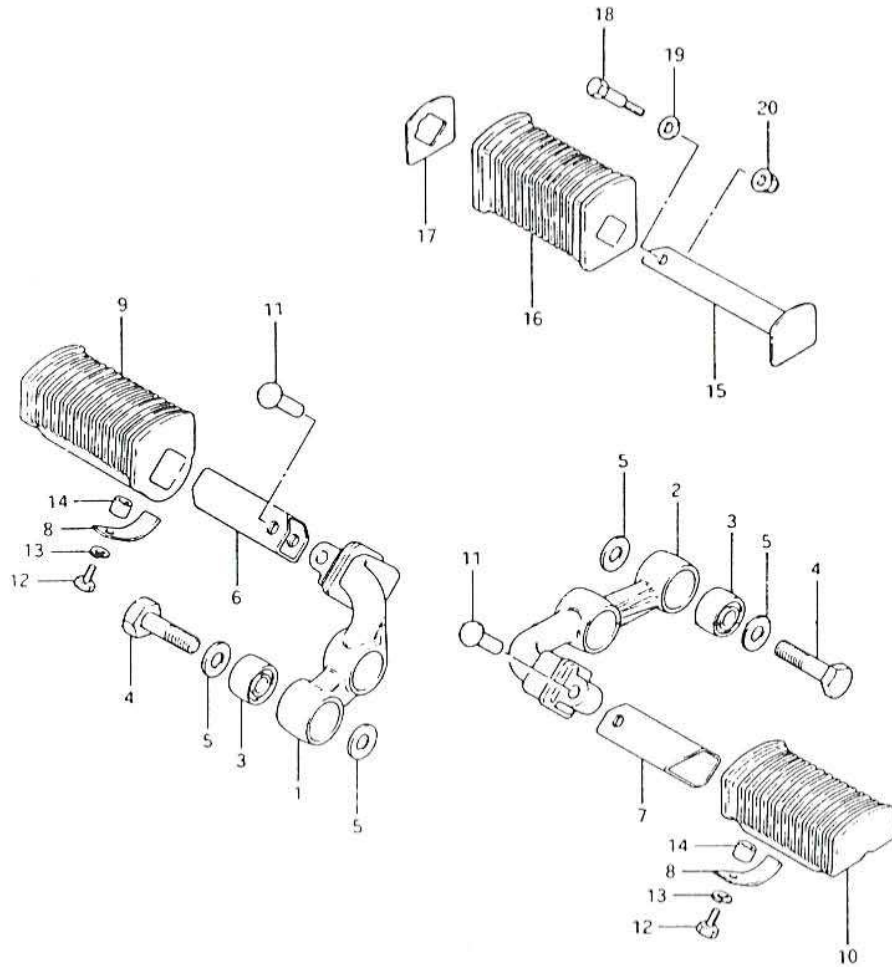


FIG. 43

G - 6

49

FIG. 43 (G- 6) FUEL TANK

Q'TY

REF.NO.	PART NO.	DESCRIPTION	REMARKS
1	44100-49300-13L	TANK, fuel (Silver)	1
2	68111-33200-05F	.EMBLEM (Red)	2
3	44100-49300-11W	TANK, fuel (Red)	1
4	68111-33200-064	.EMBLEM	2
5	44200-34301	KEY CAP, filler	1
6	09329-10007	CUSHION, front	2
7	44541-34500	CUSHION, center	1
8	09320-14013	CUSHION, rear upper	2
9	09320-10020	CUSHION, rear lower	2
10	09160-06004	WASHER	2
11	09180-06072	SPACER	2
12	01107-06308	BOLT	2

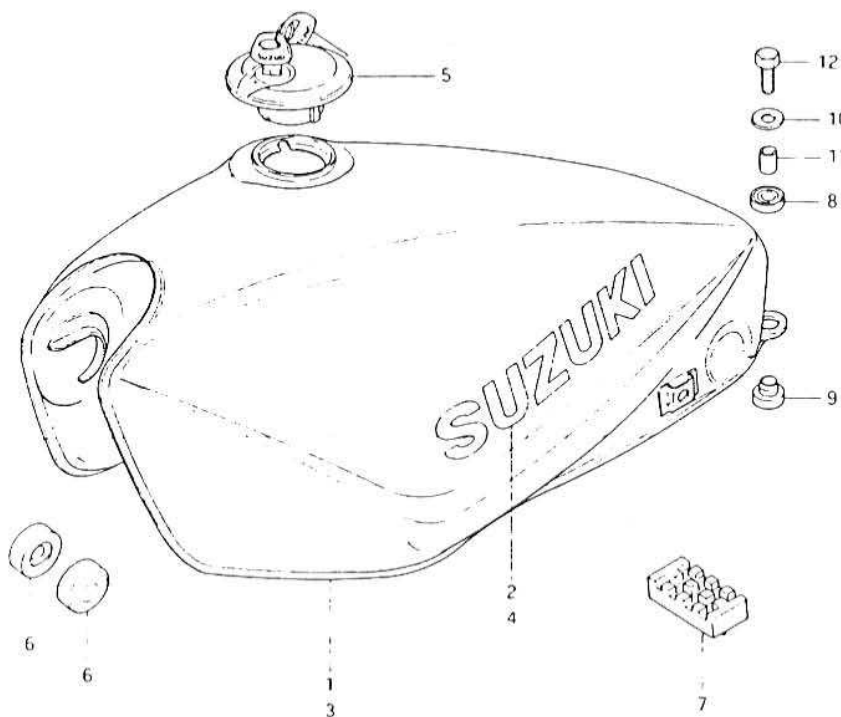


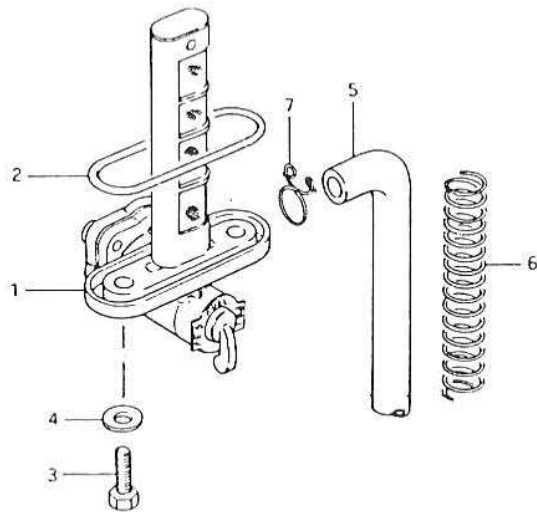
FIG. 44

G - 7

50

FIG. 44 (G- 7) FUEL COCK

REF.NO.	PART NO.	DESCRIPTION	Q'TY	REMARKS
1	44300-45370	COCK, fuel	1	
2	44348-49170	.0 RING	1	
3	09128-06006	BOLT	2	
4	09168-06010	GASKET	2	
5	09343-07091	HOSE, fuel (L:270)	1	
6	09440-13020	SPRING	1	
7	09401-10403	CLIP	2	



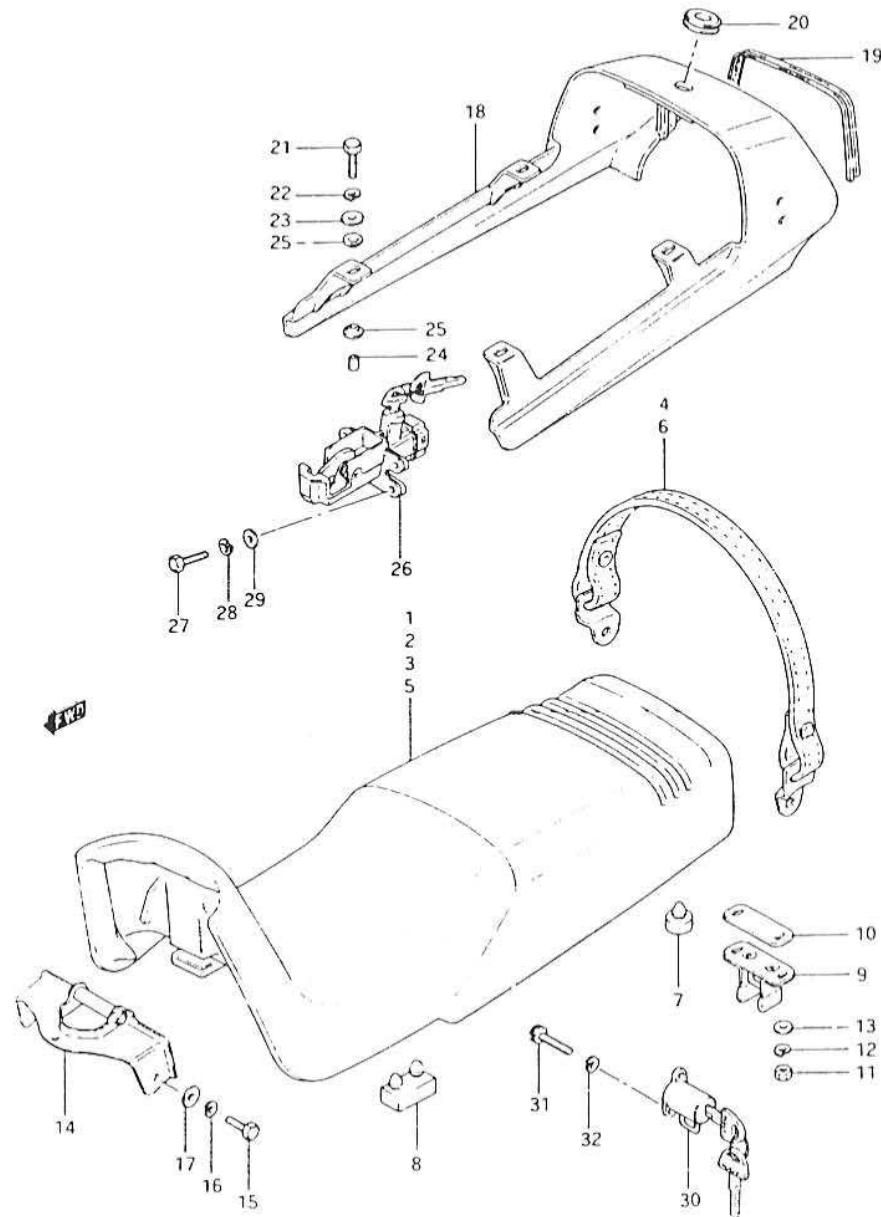
AWD

FIG. 45

G - 8

51

FIG. 45 (G- 8) SEAT



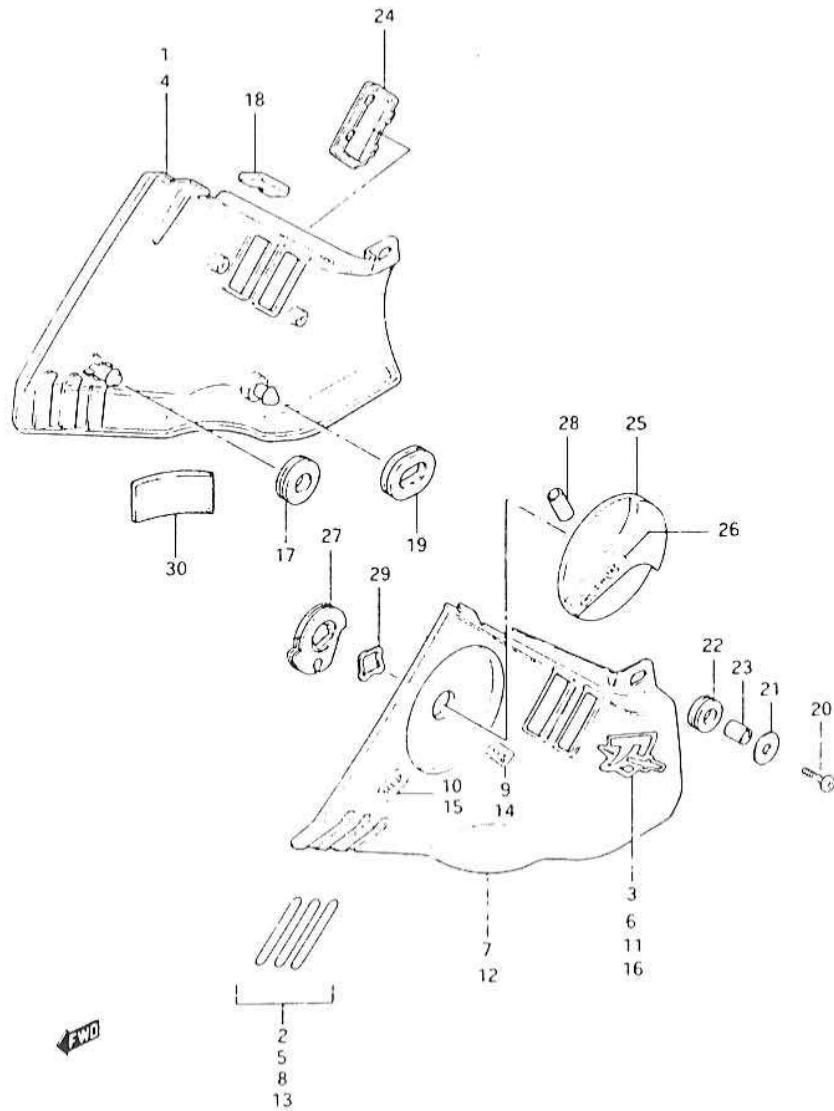
REF.NO.	PART NO.	DESCRIPTION	Q'TY	REMARKS
1	45100-49310-47E	SEAT ASSY (Blue)	1	
2	45100-49310-47G	SEAT ASSY (Black)	1	
3	45100-49315-47E	SEAT ASSY (Blue)	1	E4,E16,E21,E22,E24,E34,E35
4	45180-49316-47E	BAND, seat grip (Blue)	1	E4,E16,E21,E22,E24,E34,E35
5	45100-49315-48G	SEAT ASSY (Black)	1	E4,E16,E21,E22,E24,E34,E35
6	45180-49316-48G	BAND, seat grip (Black)	1	E4,E16,E21,E22,E24,E34,E35
7	09321-08009	CUSHION	5	
8	09329-10001	CUSHION	2	
9	45210-44101	STRIKER, seat lock	1	
10	45217-44100	SHIM	2	
11	08310-22068	NUT	2	
12	08321-21068	LOCK WASHER	2	
13	08322-21068	WASHER	2	
14	45210-49301	PLATE, front	1	
15	01107-06128	BOLT	3	
16	08321-21068	LOCK WASHER	3	
17	08322-21068	WASHER	3	
18-1	45511-49300-11A	COVER, seat tail (Silver)	1	
18-2	45511-49300-11W	COVER, seat tail (Red)	1	
19	45562-49300	MOUL, seat tail	1	
20	45522-49200	CROMMET	1	
21	01107-06258	BOLT	4	
22	08321-21068	LOCK WASHER	4	
23	09160-06004	WASHER	4	
24	09180-07013	SPACER	4	
25	09320-10003	CUSHION	8	
26	95700-49300-KEY	LOCK, seat	1	
27	01104-05128	BOLT	4	
28	08321-21058	LOCK WASHER	4	
29	08322-21058	WASHER	4	
30	95700-35821	LOCK, helmet	1	
31	09106-06005	BOLT	2	
32	08321-21068	LOCK WASHER	2	

FIG. 46

G - 9

52

FIG. 46 (G- 9) FRAME COVER



REF.NO.	PART NO.	DESCRIPTION	Q'TY	REMARKS
1	47101-49820-13L	COVER, frame RH (Silver)	1	
2	68134-49300	.LABEL, dent RH	3	
3	68131-34310-67T	EMBLEM, RH	1	
4	47101-49820-11W	COVER, frame RH (Red)	1	
5	68134-49300	.LABEL, dent RH	3	
6	68131-34310-80U	EMBLEM, RH	1	
7	47201-49820-13L	COVER, frame LH (Silver)	1	
8	68144-49300	.LABEL, dent LH	3	
9	68224-49300	.LABEL, chock "ON"	1	
10	68225-49300	.LABEL, chock "OFF"	1	
11	68131-34310-67T	EMBLEM, LH	1	
12	47201-49820-11W	COVER, frame LH (Red)	1	
13	68144-49300	.LABEL, dent LH	3	
14	68224-49300	.LABEL, chock, "ON"	1	
15	68225-49300	.LABEL, chock, "OFF"	1	
16	68131-34310-80U	EMBLEM, LH	1	
17	09320-08018	CUSHION, front No.1	2	
18	09329-02002	CUSHION, front No.2	2	
19	09329-08003	CUSHION, rear	2	
20	02142-06167	SCREW	2	
21	09160-06020	WASHER	2	
22	09320-08007	CUSHION	2	
23	09180-06038	SPACER	2	
24	47129-49300	CAP, switch hood	2	
25-1	58481-49301-13L	LEVER, starter (Silver)	1	
25-2	58481-49301-11W	LEVER, starter (Red)	1	
26	68223-49300	LABEL, chock	1	
27	58482-49300	HOLDER, starter	1	
28	58483-49300	TUBE, starter lever	1	
29	09164-16003	WASHER, weve	1	
30	78821-67000	RUBBER, frame cover	1	

FIG. 47

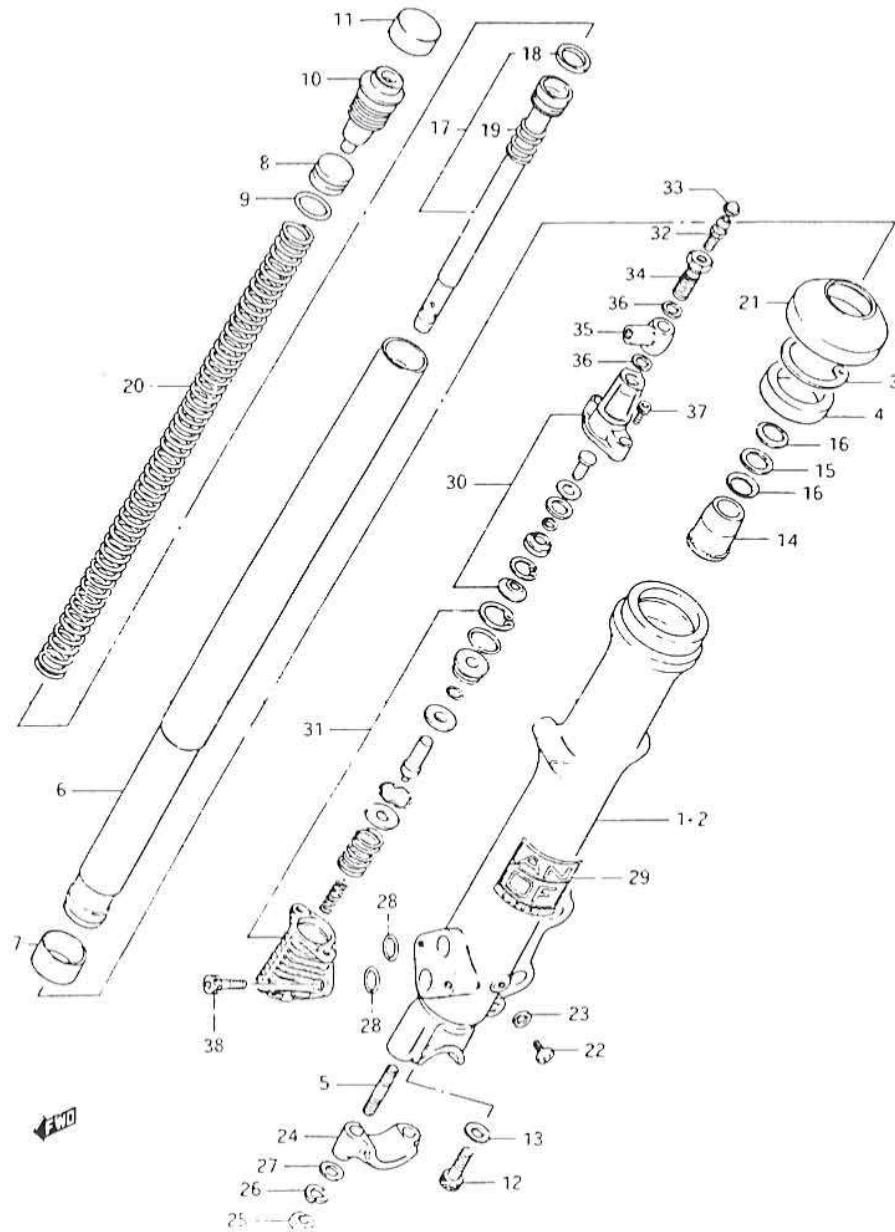
H - 2

53

FIG. 47 (H- 2) FRONT DAMPER

Q'TY

REMARKS



REF.NO.	PART NO.	DESCRIPTION	Q'TY	REMARKS
	51103-49310	DUMPER ASSY, RH	1	
	51104-49310	DUMPER ASSY, LH	1	
1	51130-49300	.OUTER TUBE, RH	1	
2	51140-49300	.OUTER TUBE, LH	1	
3	51156-40301	..SNAP RING	2	
4	51153-49000	..OIL SEAL	2	
5	01411-08308	..STUD BOLT	4	
6	51110-49300	.INNER TUBE	2	
7	51121-49200	..PISTON	2	
8	51172-45110	.PISTON, free	2	
9	51117-45110	.O RING	2	
10	51351-49200	.CAP	2	
11	51189-49300	.BOOT	2	
12	51147-16510	.BOLT	2	
13	51148-41310	.GASKET	2	
14	51195-45420	.PIECE OIL LOCK	2	
15	51123-45420	.WASHER	2	
16	51125-45420	.LEAF SPRING	2	
17	51146-49300	.CYLINDER	2	
18	51196-49000	..PISTON RING	2	
19	51177-49000	..SPRING, reaction	2	
20	51171-49310	.SPRING	2	
21	51173-49002	.DUST SEAL	2	
22	02112-04088	.SCREW	2	
23	51183-03010	.GASKET	2	
24	51132-49000	.HOLDER, axle	2	
25	09140-08005	.NUT	4	
26	08321-21088	.LOCK WASHER	4	
27	08322-21098	.WASHER	4	
28	51799-44130	.O RING	4	
29	51149-44130	.LABEL	1	

FIG. 47

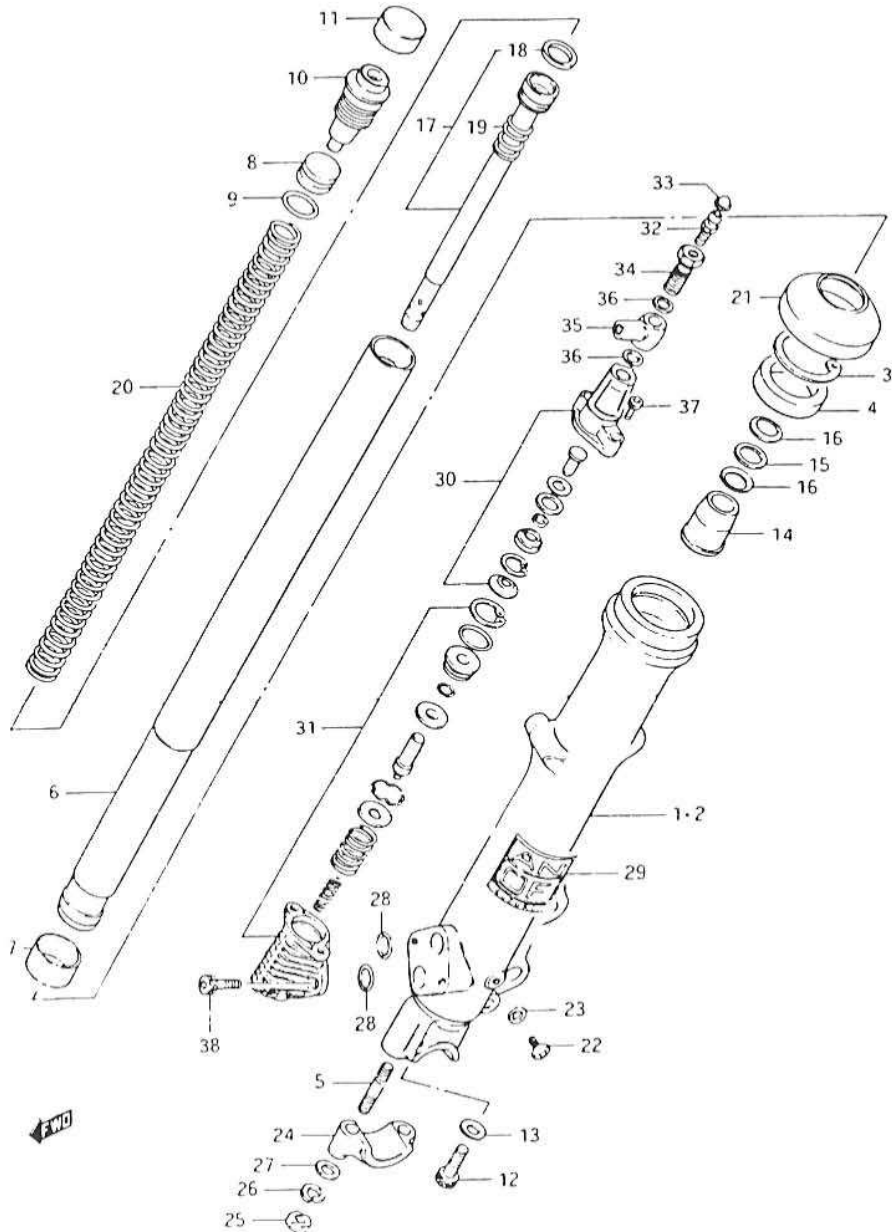
H - 3

54

FIG. 47 (H- 3) FRONT DAMPER

Q'TY

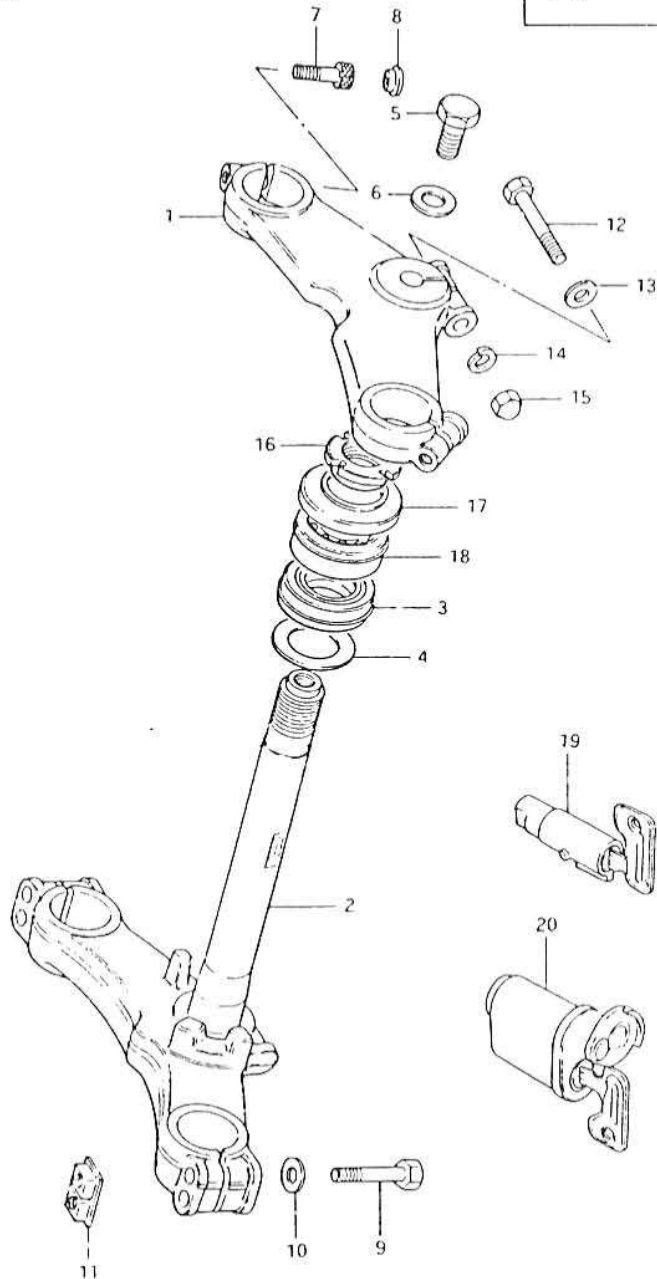
REMARKS



REF.NO.	PART NO.	DESCRIPTION	Q'TY	REMARKS
30	51700-44831	.MODULATOR PLANGER SET	2	to 51700-44832
31	51700-49810	.MODULATOR VALVE SET	2	to 51700-49811
32	51778-44130	.BREATHER, air	2	
33	51779-44130	.CAP	2	
34	51753-49300	.BOLT, union	2	
35	51765-49300	.UNION	2	
36	09161-10005	.GASKET	4	
37	51797-44160	.BOLT, modulator (6x10)	4	
38	51796-44130	.BOLT, modulator (6x16)	4	

FIG. 48

H - 4



55

FIG. 48 (H-4) STEERING STEM

REF.NO.	PART NO.	DESCRIPTION	Q'TY	REMARKS
1	51311-49300-737	STEM HEAD, steering	1	
2	51400-49830-737	STEM, steering	1	
3	09265-30005	.BEARING	1	
4	08211-30402	.WASHER	1	
5	51353-49300	BOLT	1	
6	51356-49300	WASHER	1	
7	09106-10358	BOLT	2	
8	09250-08010	CAP	2	
9	01107-08558	BOLT	4	
10	08322-21088	WASHER	4	
11	51458-49000	NUT	2	
12	01107-08508	BOLT	1	
13	08322-21088	WASHER	1	
14	08321-31088	LOCK WASHER	1	
15	08313-11088	NUT	1	
16	51631-34200	NUT, steering stem	1	
17	51643-40501	DUSE SEAL, upper	1	to 51643-40502
18	09265-25008	BEARING, steering upper	1	
19	51900-22662	LOCK ASSY, steering	1	Executed locally
20	51900-45400	LOCK ASSY, steering	1	E15,E17,Executed locally

FIG. 49

H - 5

56

FIG. 49 (H- 5) FRONT FENDER

REF.NO.	PART NO.	DESCRIPTION	Q'TY	REMARKS
1-1	53111-49300-1X	FENDER, front	1	
1-2	53111-49300-11W	FENDER, front	1	
1-3	53111-49310-1X	FENDER, front	1	E15,E16,E17,E24
1-4	53111-49310-11W	FENDER, front	1	E15,E16,E17,E24
2	53114-49300	BRACE, front fender	1	
3	09100-08135	BOLT	4	
4	58621-21203	GUIDE, cable	1	
5	53311-25600	MUD FLAP	1	E15,E16,E17,E24
6	53321-49300	PLATE	1	E15,E16,E17,E24
7	02142-05128	SCREW	2	
8	08316-26058	NUT	2	

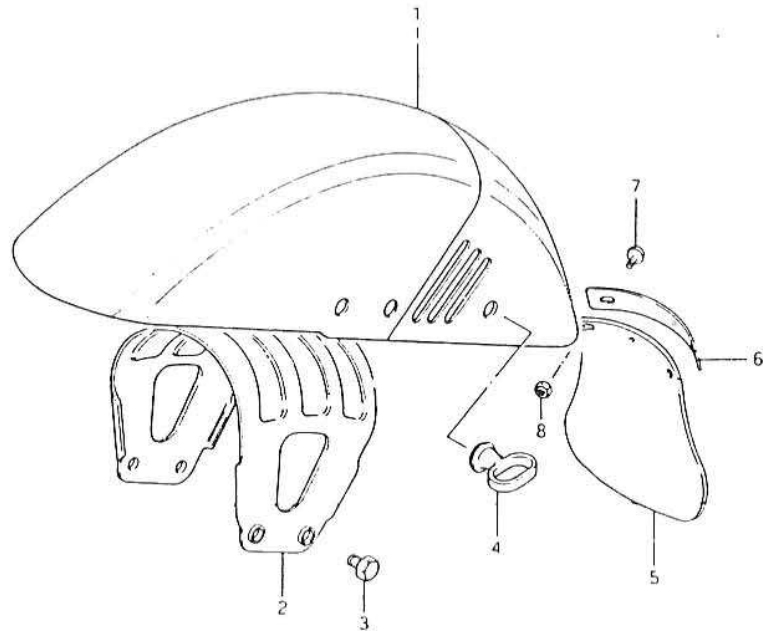


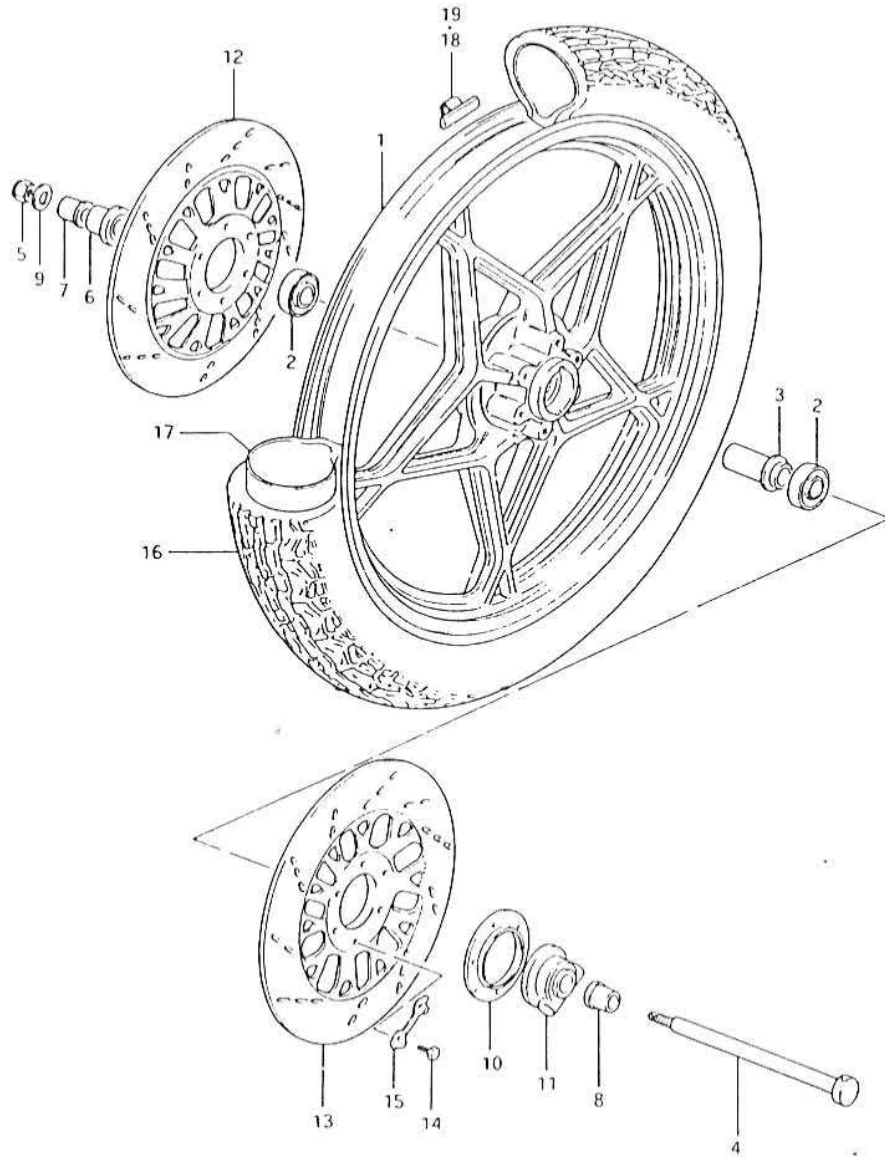
FIG.50

H - 6

57

FIG.50 (H- 6) FRONT WHEEL

Q'TY



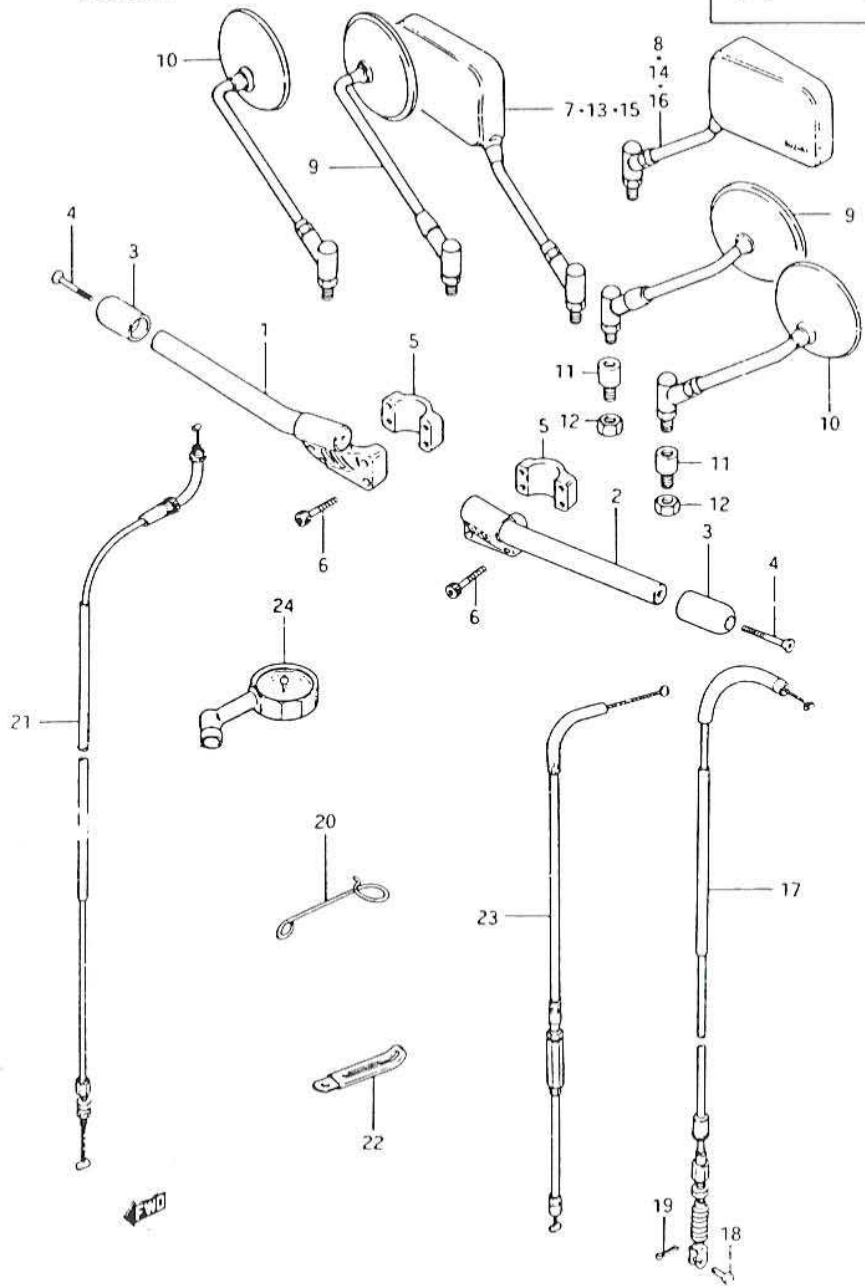
REF.NO.	PART NO.	DESCRIPTION	Q'TY	REMARKS
1	54111-49300-12U	WHEEL, front (19x1.85)	1	
2	08123-63027	BEARING	2	
3	54730-18400	SPACER	1	
4	54711-49000	AXLE, front	1	
5	09159-12004	NUT	1	
6	54740-18402	SPACER, bearing RH	1	
7	54741-49300	SPACER, axle RH	1	
8	54741-49000	SPACER, axle LH	1	
9	08322-21128	WASHER	1	
10	54871-45010	DUST SEAL	1	
11	54600-18401	BOX, speedometer gear	1	
12	59211-45250	DISK, front brake RH	1	
13	59221-45250	DISK, front brake LH	1	
14	09100-08140	BOLT	12	
15	09169-08016	WASHER	6	
16-1	55100-45011	TIRE (3.25H19)	1	IRC
16-2	55100-45430	TIRE (3.25H19)	1	BS
17-1	55200-15010	TUBE, inner	1	
17-2	55200-15030	TUBE, inner	1	E22
18	55411-49300	BALANCER (20g)	0-3	
19	55412-49300	BALANCER (30g)	0-3	

FIG.51

H - 7

58

FIG.51 (H- 7) HANDLEBAR



REF.NO.	PART NO.	DESCRIPTION	Q'TY	REMARKS
1	56111-49310	HANDLEBAR, RH	1	
2	56151-49310	HANDLEBAR, LH	1	
3	56113-49301	BALANCER	2	
4	02132-06505	SCREW	2	
5	56211-49300	HOLDER, handlebar	2	
6	09106-06005	BOLT	8	
7	56500-49300	MIRROR, rear view RH	1	
8	56600-49300	MIRROR, rear view LH	1	
9	56500-45640	MIRROR, rear view	2	E2
10	56500-28601	MIRROR, rear view	2	E4
11	56700-31001	CUSHION	2	E2,E4
12	08310-22108	NUT	2	E2,E4
13	56500-49310	MIRROR, rear view RH	1	E22,E25
14	56600-49310	MIRROR, rear view LH	1	E22,E25
15	56500-49320	MIRROR, rear view RH	1	E16,E18,E24,E26
16	56600-49320	MIRROR, rear view LH	1	E16,E18,E24,E26
17	58200-45500	CABLE, clutch	1	
18	09200-06011	PIN	1	
19	04111-20158	COTTER PIN	1	
20	58626-45101	CLAMP	1	
21	58300-45500	CABLE, throttle	1	
22	09404-06413	CLAMP	1	
23	58410-49300	CABLE, starter	1	
24	96200-41330	GAUGE, front fork air	1	

FIG.52

H - 8

59

FIG.52 (H- 8) RIGHT HANDLE SWITCH

Q'TY

REF.NO.	PART NO.	DESCRIPTION	Q'TY	REMARKS
1	57110-44100	GRIP, throttle	1	
2	57420-49101	LEVER, brake	1	
3	57431-18621	BOLT	1	
4	08319-21068	NUT	1	
5	09407-124C2	BAND	2	
6	37200-47510	SWITCH ASSY, handle RH	1	
7	37591-49210	.SCREW	2	
8	37200-47520	SWITCH ASSY, handle RH	1	E4,E15,E16,E17,E18, E22,E25,E26,E34,E39
9	37591-49210	.SCREW	2	E4,E15,E16,E17,E18, E22,E25,E26,E34,E39
10	57460-49300	SWITCH ASSY, stop	1	{ E4,E6,E15,E16,E17,E18 E21,E22,E24,E25,E26, E30,E34,E39
11	57465-18601	.HOLDER	1	
12	57481-33010	.COVER	1	
13	09125-03105	.SCREW	2	
14	08321-21038	.LOCK WASHER	2	
15	08322-21038	.WASHER	2	

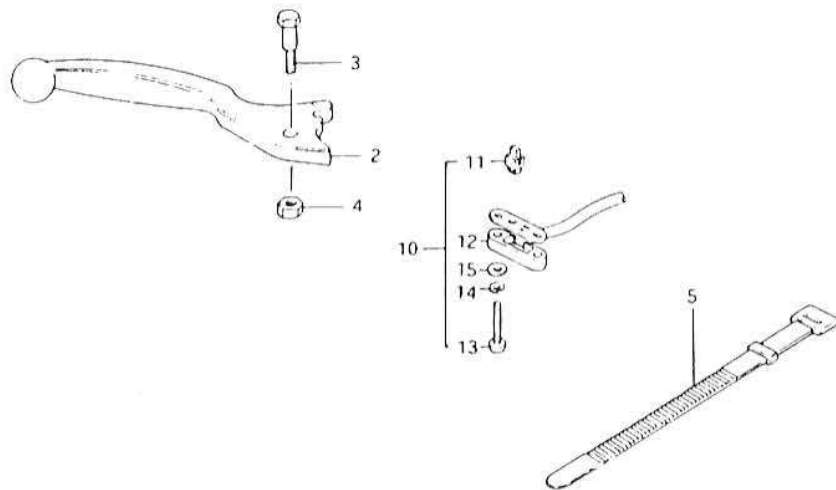
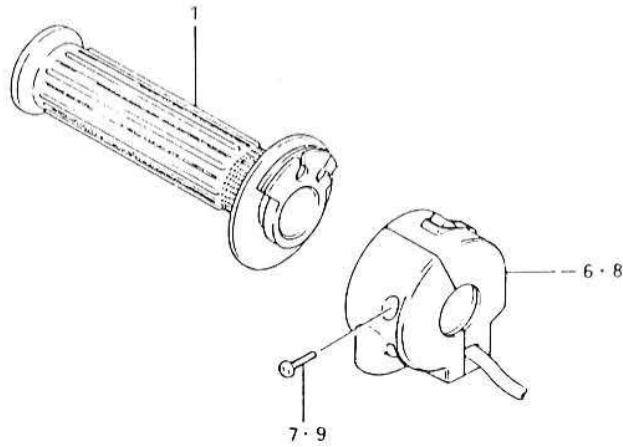
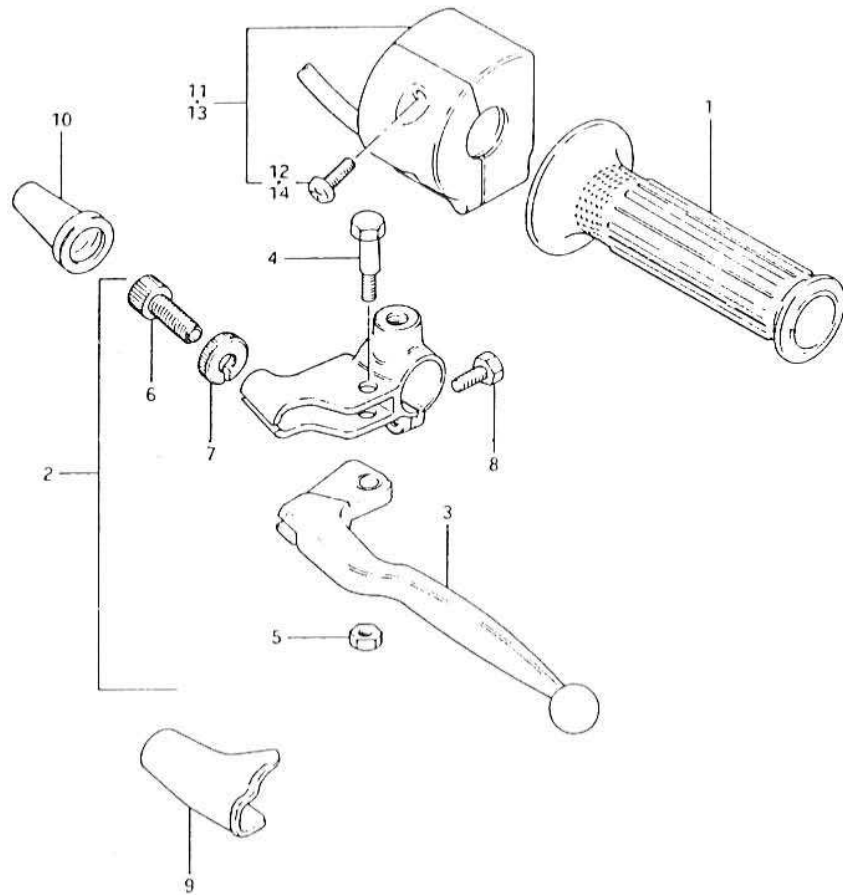


FIG. 53

H - 9

60

FIG. 53 (H- 9) LEFT HANDLE SWITCH



REF.NO.	PART NO.	DESCRIPTION	Q'TY	REMARKS
1	57211-44100	GRIP, LH	1	
2	57500-49102	LEVER ASSY, clutch	1	
3	57620-49101	.LEVER, clutch	1	
4	57431-11011	.BOLT, lever	1	
5	08319-21068	.NUT	1	
6	57441-11010	.ADJUSTER, cable	1	
7	57442-11010	.NUT	1	
8	57451-49100	.BOLT	1	
9	57661-31000	LEVER	1	
10	58273-31000	BOOT	1	
11	37400-49311	SWITCH ASSY, handle LH	1	
12	02112-05168	.SCREW	2	
13-1	37400-49341	SWITCH ASSY, handle LH	1	E22
13-2	37400-49351	SWITCH ASSY, handle LH	1	E34
14	02112-05168	.SCREW	2	E22,E34

FIG. 54

H - 10

61

FIG. 54 (H-10) FRONT CALIFERS

Q'TY

REMARKS

REF.NO.	PART NO.	DESCRIPTION	Q'TY	REMARKS
	59100-49002	CALIPERS ASSY, RH	1	
	59300-49002	CALIPERS ASSY, LH	1	
1	59300-49810	.PISTON SET	2	
2	59107-34020	..SEAL, piston	2	
3	59308-49000	..BOOT, piston	2	
4	59300-49821	.PAD SET	2	
5	59371-49000	..SHIM PAD	2	
6-1	59150-49001	.HOLDER, calipers RH	1	
6-2	59350-49001	.HOLDER, calipers LH	1	
7	59316-49001	..GUIDE, pad	4	
8	59305-49000	.AXLE, calipers	4	
9	59317-49000	.NUT	4	
10	59312-49000	.BOOT	4	
11	59315-49000	.SPRING	2	
12	59121-47050	.BREADER	2	
13	52474-60020	.CAP, breader	2	
14	59324-49000	.COVER	2	
15	09104-10012	BOLT	4	
16	08321-21108	LOCK WASHER	4	
17	08322-21108	WASHER	4	

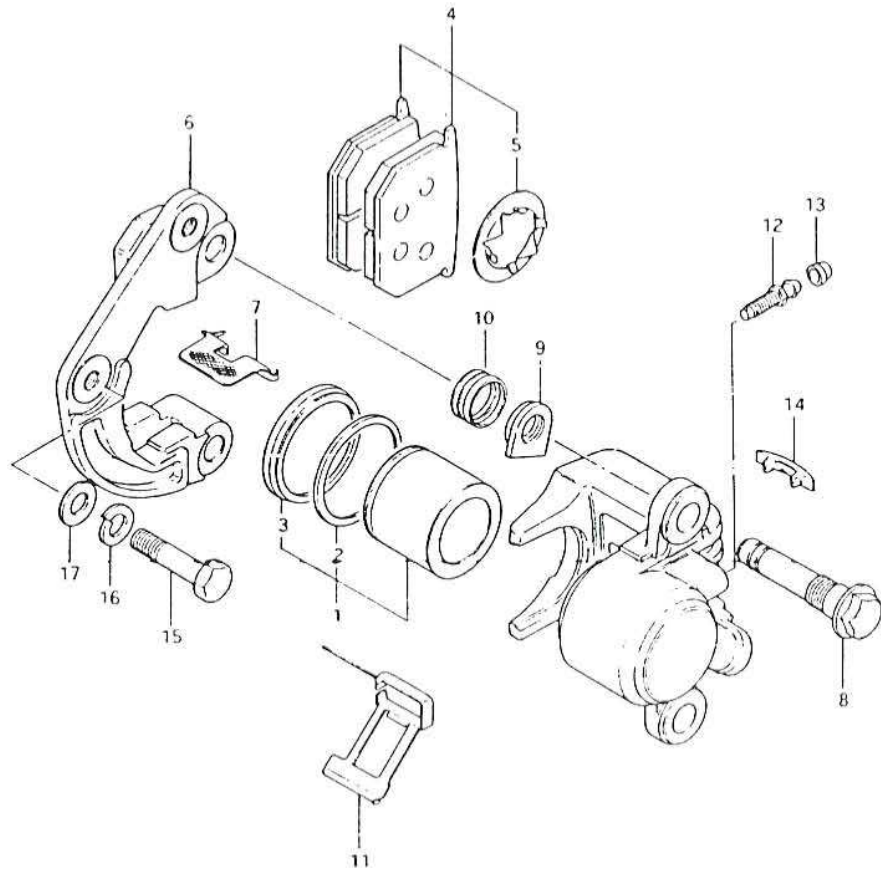
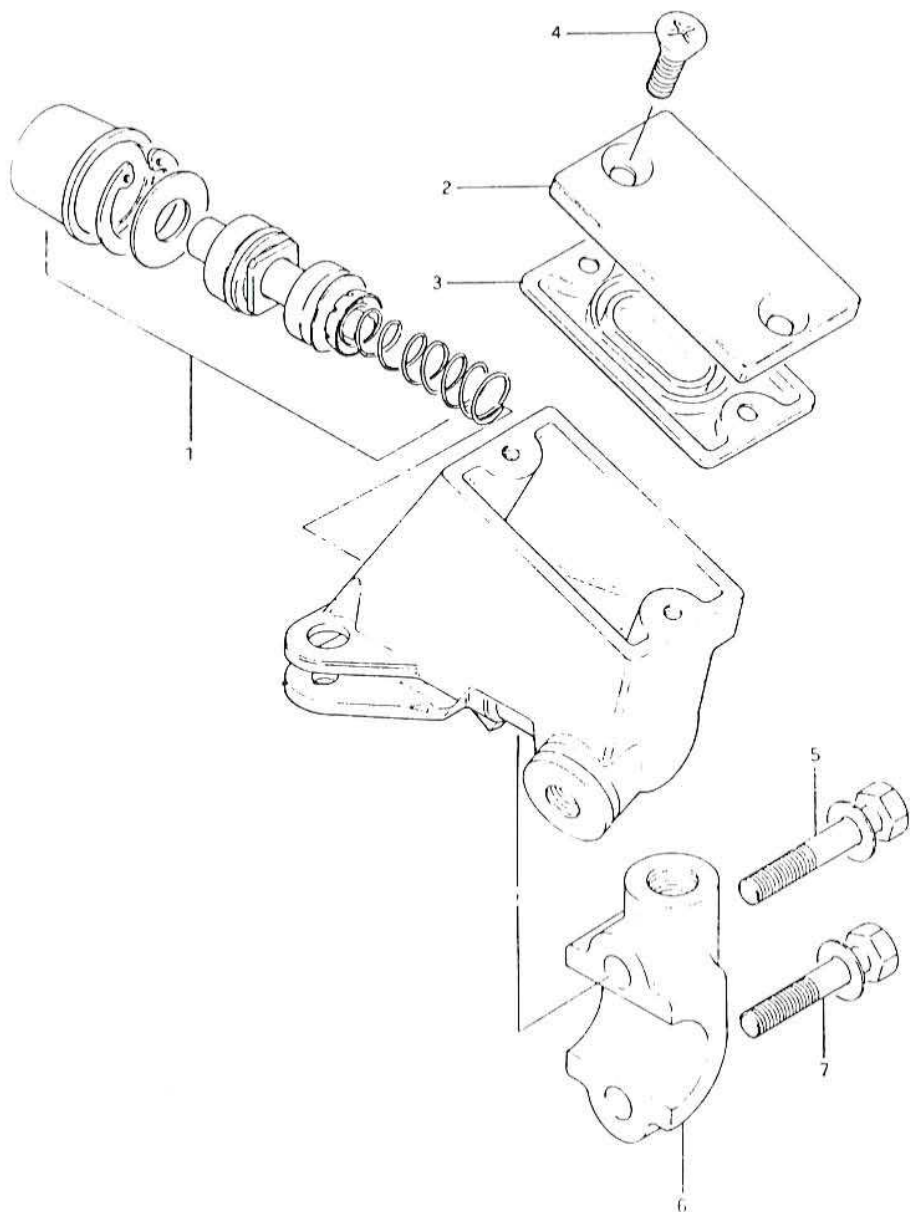


FIG.55

H - 11

FIG.55 (H-11) FRONT MASTER CYLINDER



REF.NO.	PART NO.	DESCRIPTION	Q'TY	REMARKS
	59600-49300	CYLINDER ASSY, master	1	
1	59600-49830	.PISTON & CUP SET	1	
2	59669-49300	.CAP	1	
3	59667-49300	.DIAPHRAGM	1	
4	59691-49300	.SCREW	2	
5	59694-49300	.BOLT	1	
6	59671-49000	.HOLDER	1	
7	59693-49300	.BOLT	1	

FIG. 56

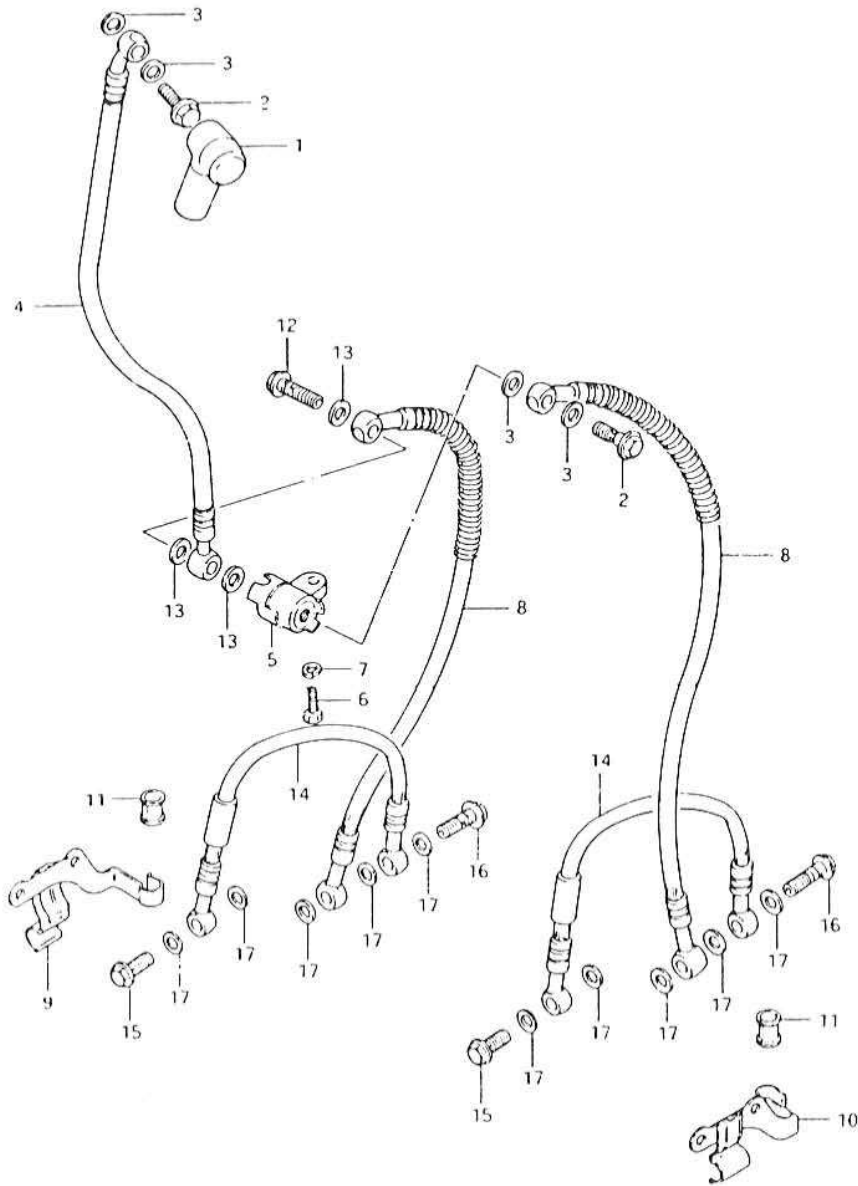
H - 12

63

FIG. 56 (H-12) FRONT BRAKE HOSE

Q'TY

REMARKS



REF. NO.	PART NO.	DESCRIPTION	Q'TY	REMARKS
1	59711-49300	BOOT, master cylinder	1	
2	09360-10007	UNION BOLT	2	
3	09161-10005	GASKET	4	
4	59480-49303	HOSE, brake No. 1	1	
5	59491-45010	JOINT, brake hose	1	
6	01107-06208	BOLT	1	
7	08321-21068	LOCK WASHER	1	
8	59240-49300	HOSE, brake No. 2	2	
9	59260-49300	CLAMP, hose RH	1	
10	59270-49300	CLAMP, hose LH	1	
11	59244-49000	BUSHING	2	
12	09360-10008	UNION BOLT	1	
13	09161-10005	GASKET	3	
14	59520-49301	HOSE, anti nose	2	
15	09360-10007	UNION BOLT	2	
16	09360-10008	UNION BOLT	2	
17	09161-10005	WASHER	10	

FIG. 57

1 - 2

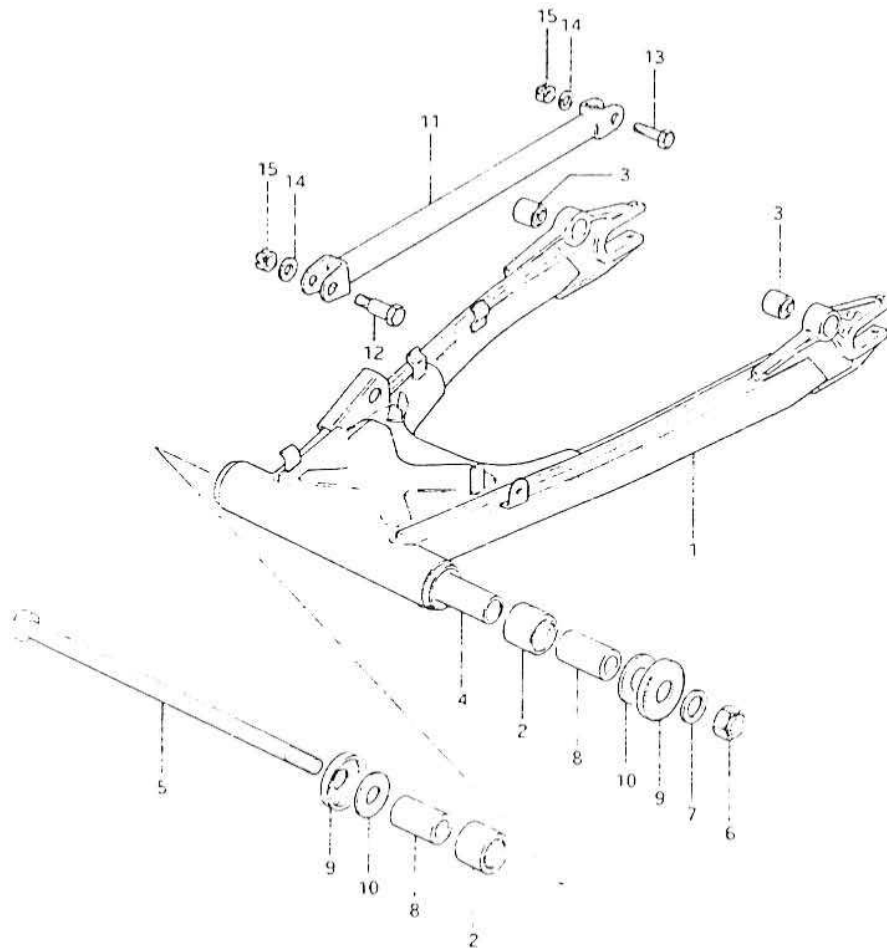
64

FIG. 57 (1- 2) REAR SWINGING ARM

Q'TY

REMARKS

REF.NO.	PART NO.	DESCRIPTION	Q'TY	REMARKS
1	61100-49851	SWINGING ARM SET	1	
2	09263-25024	.BEARING	2	
3	09319-10008	.BUSHING, rear	2	
4	61282-49000	.SPACER, center	1	
5	61211-49300	SHAFT, pivot	1	
6	08319-21168	NUT	1	
7	08322-11168	WASHER	1	
8	61251-49000	SPACER	2	
9	61262-49201	COVER, dust seal	2	
10	08211-16381	WASHER	2	
11	64310-49200	TORQUE LINK, rear	1	
12	09111-10011	BOLT, front	1	
13	09101-10017	BOLT, rear	1	
14	08322-11108	WASHER	2	
15	08314-41108	NUT	2	

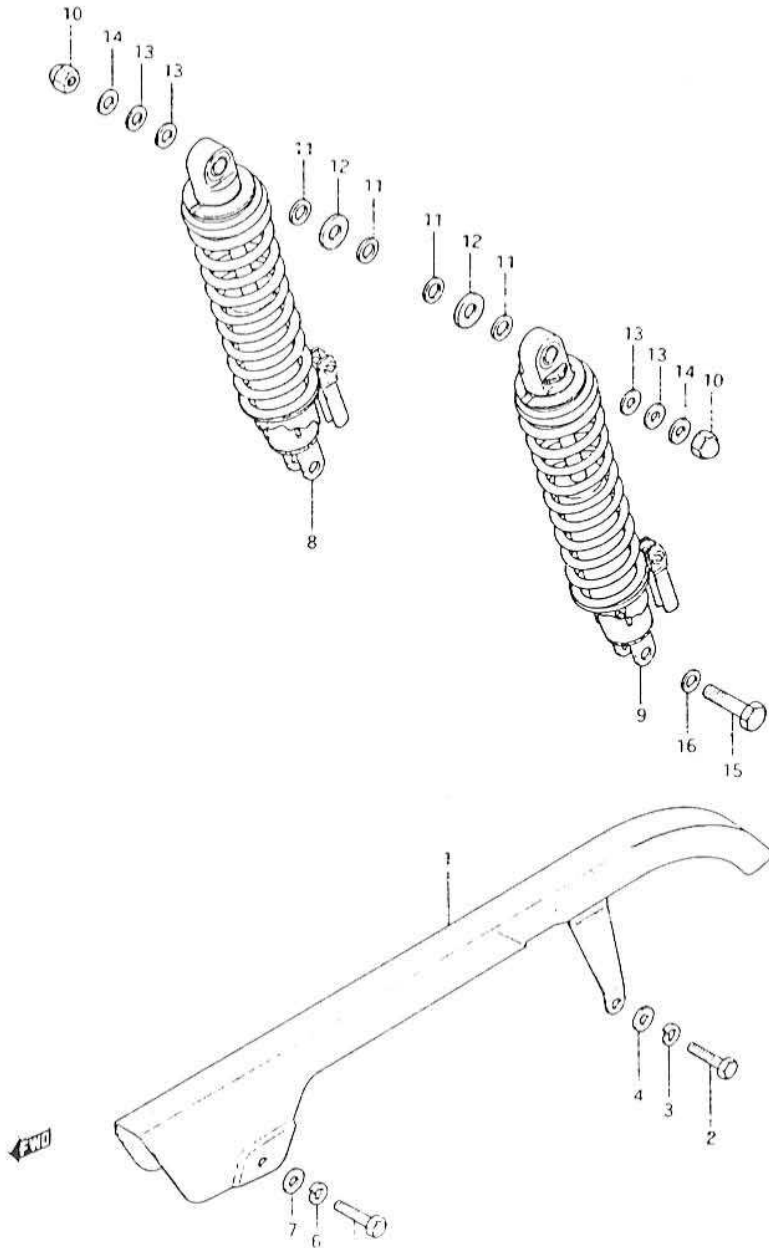


← 10

1 - 3

FIG. 58

FIG. 58 (i- 3) CHAIN CASE - REAR SHOCK ABSORBER
Q'TY



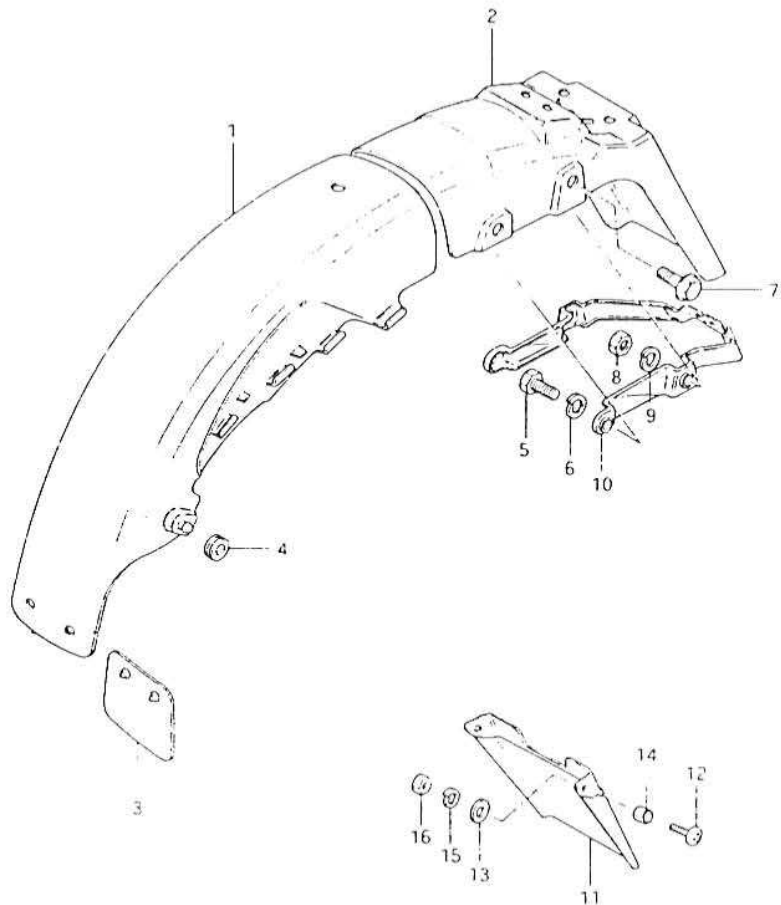
REF.NO.	PART NO.	DESCRIPTION	Q'TY	REMARKS
1	61310-49300-291	CHAIN CASE	1	
2	01107-06258	BOLT, rear	1	
3	08321-21068	LOCK WASHER	1	
4	08322-21068	WASHER	1	
5	01107-06128	BOLT, front	1	
6	08321-21068	LOCK WASHER	1	
7	09160-06007	WASHER	1	
8	62103-49300	SHOCK ABSORBER, rear RH	1	
9	62104-49300	SHOCK ABSORBER, rear LH	1	
10	08313-11108	NUT	2	
11	08322-11128	WASHER, inner (12.5x24x2.3)	4	
12	09160-12012	WASHER (12.5x24x3.2)	2	
13-1	09160-10001	WASHER, outer (10.5x24x2.3)	4	
13-2	09160-10001	WASHER	2	E16,E21,E22,E24,E39
14	09160-10033	WASHER, outer (10.5x24x3.2)	2	
15	09104-10002	BOLT	2	
16	08322-11108	WASHER	2	

FIG. 59

1 - 4

66

FIG. 59 (1- 4) REAR FENDER



REF.NO.	PART NO.	DESCRIPTION	Q'TY	REMARKS
1	63112-49003	BODY, rear fender front	1	
2-1	63113-49300	FENDER, rear	1	
2-2	63113-49310	FENDER, rear	1	E15,E16,E18
2-3	63113-49330	FENDER, rear	1	E17,E22,E25
3	62411-31900	MUD GUARD, rear fender	1	
4	09320-08013	CUSHION, front	2	
5	01107-06168	BOLT	2	
6	08321-21068	WASHER	2	
7	01517-08258	BOLT, rear	2	
8	08310-12088	NUT	2	
9	08321-21088	LOCK WASHER	2	
10	63120-49300	REINFORCEMENT, rear fender	1	
11	63311-49300	EXTENSION	1	E15,E16,E18
12	09125-06009	SCREW	2	
13	09160-06039	WASHER	2	
14	09180-06001	SPACER	2	
15	08321-21068	LOCK WASHER	2	
16	08310-11068	NUT	2	



FIG.60

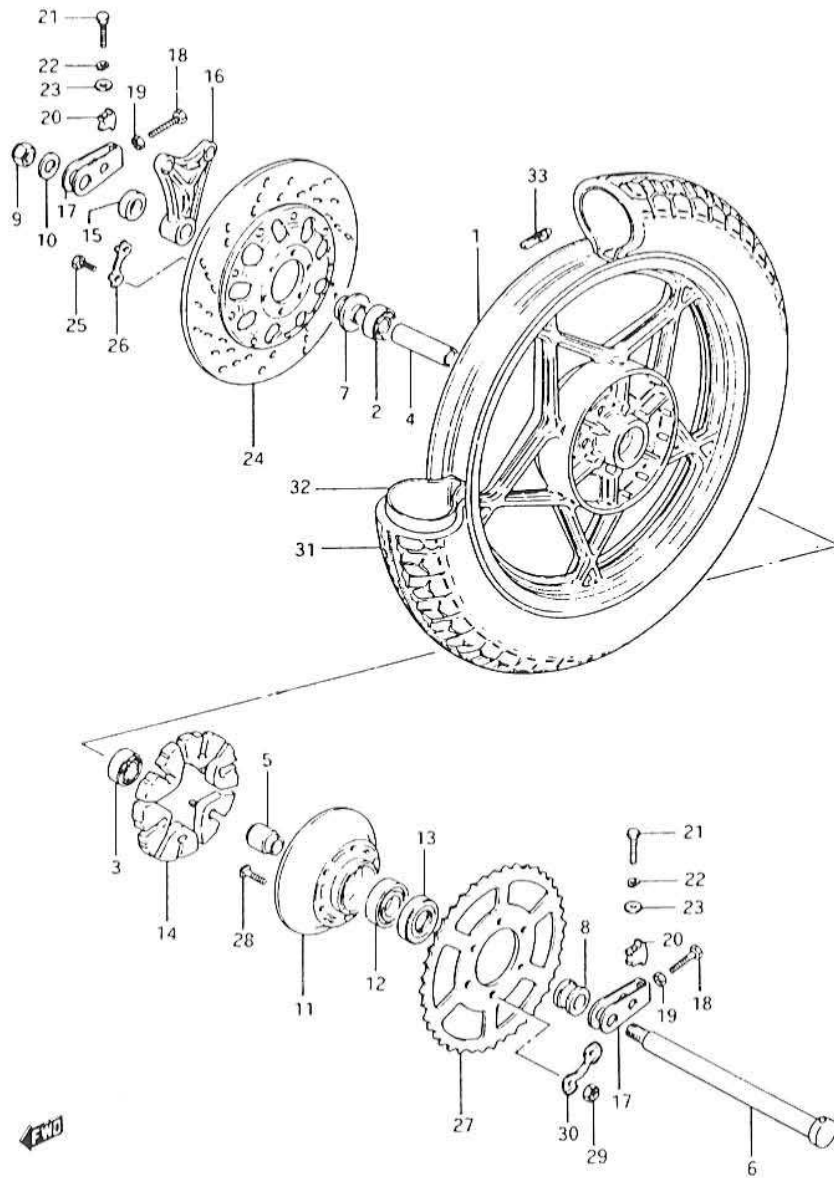
1 - 5

67

FIG.60 (1- 5) REAR WHEEL

Q'TY

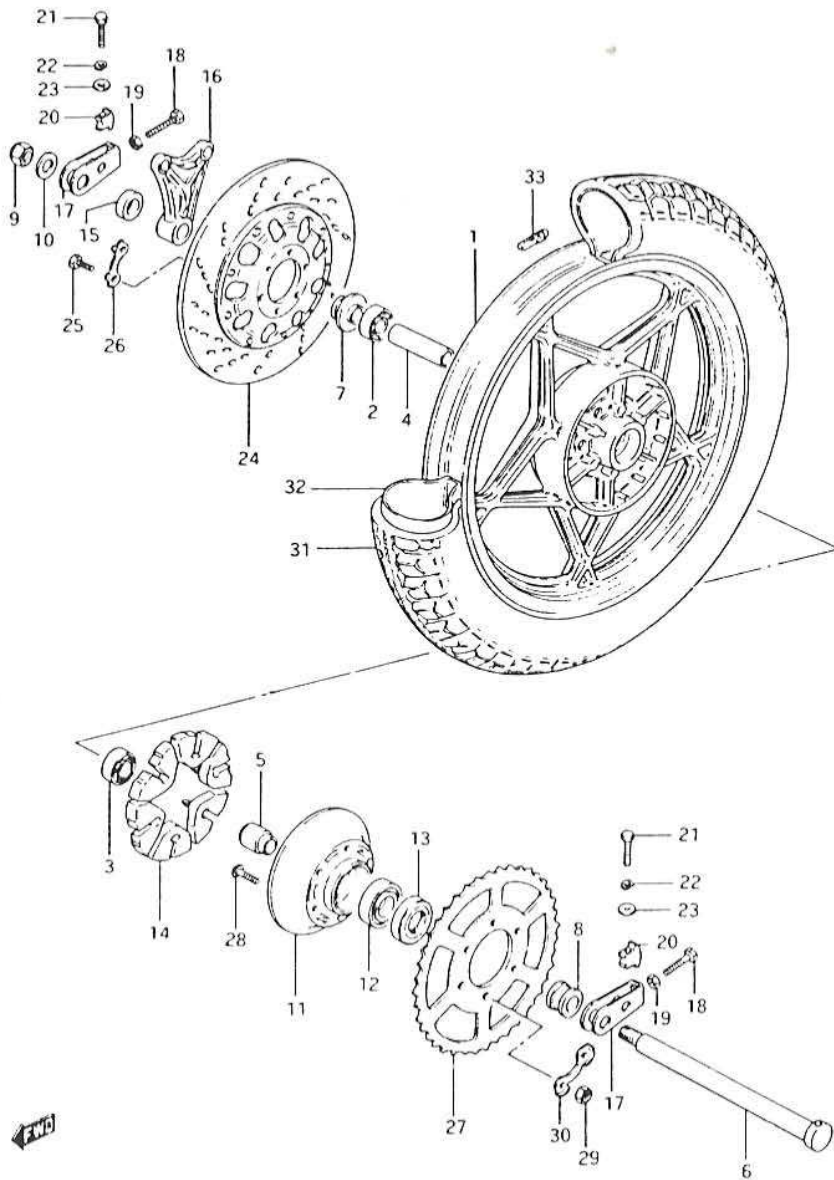
REMARKS



REF.NO.	PART NO.	DESCRIPTION	Q'TY	REMARKS
1	64111-49300-12U	WHEEL, rear (2.15x18)	1	
2	08133-62047	BEARING, RH	1	
3	08153-62047	BEARING, LH	1	
4	64731-45000	SPACER, bearing	1	
5	64733-31000	HOLDER, bearing	1	
6	64711-49000	AXLE, rear	1	
7	64740-45001	SPACER, RH	1	
8	09180-20054	SPACER, LH (20x33x28.3)	1	
9	09159-18002	NUT	1	
10	09160-19008	WASHER (19x34x4)	1	
11	64611-31001	DRUM, sprocket mounting	1	
12	08113-63050	BEARING	1	
13	09285-33001	OIL SEAL	1	
14	64651-31000	CUSHION	6	
15	09180-20070	SPACER, RH	1	
16	69721-47011	BRACKET, rear calipers	1	
17	61410-31001	ADJUSTER, chain	2	
18	09104-08006	BOLT	2	
19	08310-12088	NUT	2	
20	61433-31000	SUPPORTER, chain adjuster	2	
21	01107-08608	BOLT	2	
22	08321-21088	LOCK WASHER	2	
23	08322-11088	WASHER	2	
24	59210-18450	DISC, rear brake	1	
25	09100-08094	BOLT (8x34)	6	
26	09169-09016	WASHER	3	

FIG.60 (1- 6) REAR WHEEL

FIG.60



REF.NO.	PART NO.	DESCRIPTION	Q'TY	REMARKS
27	64511-45001	SPROCKET, rear (NT:41)	1	
28	09119-10002	BOLT	6	
29	09140-10026	NUT	6	
30	09169-10007	WASHER	3	
31-1	65100-45410	TIRE (4.00H18)	1	IRC
31-2	65100-45530	TIRE (120/90 18 65H)	1	BS
32-1	65200-49015	TUBE, inner	1	
32-2	65200-15030	TUBE, inner	1	
33-1	55411-49300	BALANCER, S (20g)	0-3	
33-2	55412-49300	BALANCER, L (30g)	0-3	

FIG.61

1 - 7

69

FIG.61 (1- 7) REAR CALIPERS

Q'TY

REMARKS

REF.NO.	PART NO.	DESCRIPTION	Q'TY	REMARKS
	69100-45020	CALIPERS ASSY, rear	1	
1	69100-45850	.PISTON & PAD SET	1	
2	69130-45020	..PAD	2	
3	59107-18410	..SEAL, piston	2	
4	69108-45000	..BOCT, piston	2	
5	69107-45000	..SEAL, piston	1	
6	69145-45000	.BOLT, housing	2	
7	69141-45000	.PIN	2	
8	69142-45000	.CLIP	2	
9	69143-45001	.SPRING	2	
10	69151-45000	.DUST COVER	1	
11	59121-18410	.BREATHER, No.1	2	
12	59121-18410	.CAP	2	
13	69152-45001	.SHIM	2	
14	01527-10308	BOLT	2	

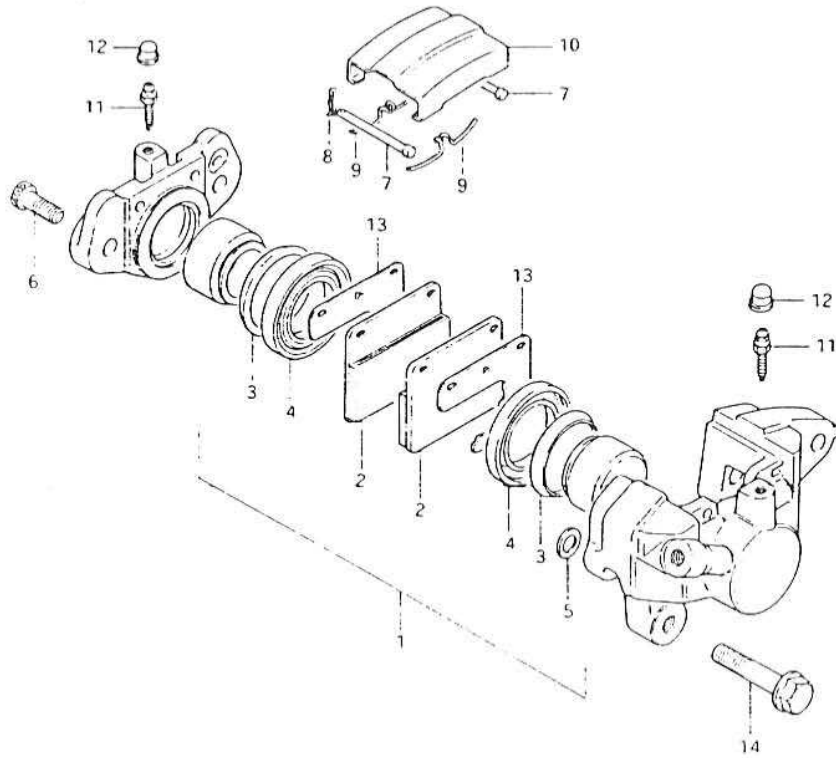


FIG. 62

1 - 8

70

FIG. 62 (1- 8) MASTER CYLINDER

Q'TY

REMARKS

REF.NO.	PART NO.	DESCRIPTION	Q'TY	REMARKS
1	69600-47010	CYLINDER ASSY, rear master	1	
2	69600-45820	.PISTON & CUP SET	1	
3	69692-47010	.YOKE	1	
4	69670-45010	.ROD, push	1	
5	69693-47010	.NUT	2	
6	69691-45001	.BOOT	1	
7	51162-70040	.CIRCLIP	1	
8	01107-08308	BOLT	2	
9	08322-11088	WASHER	2	
10	08321-21088	LOCK WASHER	2	
11	69740-49300	RESERVOIR TANK ASSY	1	
12	69669-49300	.CAP	1	
13	69689-49300	.SCREW	2	
14	69667-49300	.DIAPHRAGM	1	
15	01107-06168	BOLT	1	
16	08321-21068	LOCK WASHER	1	
17	69731-49300	HOSE	1	
18	09400-16302	CLAMP	2	

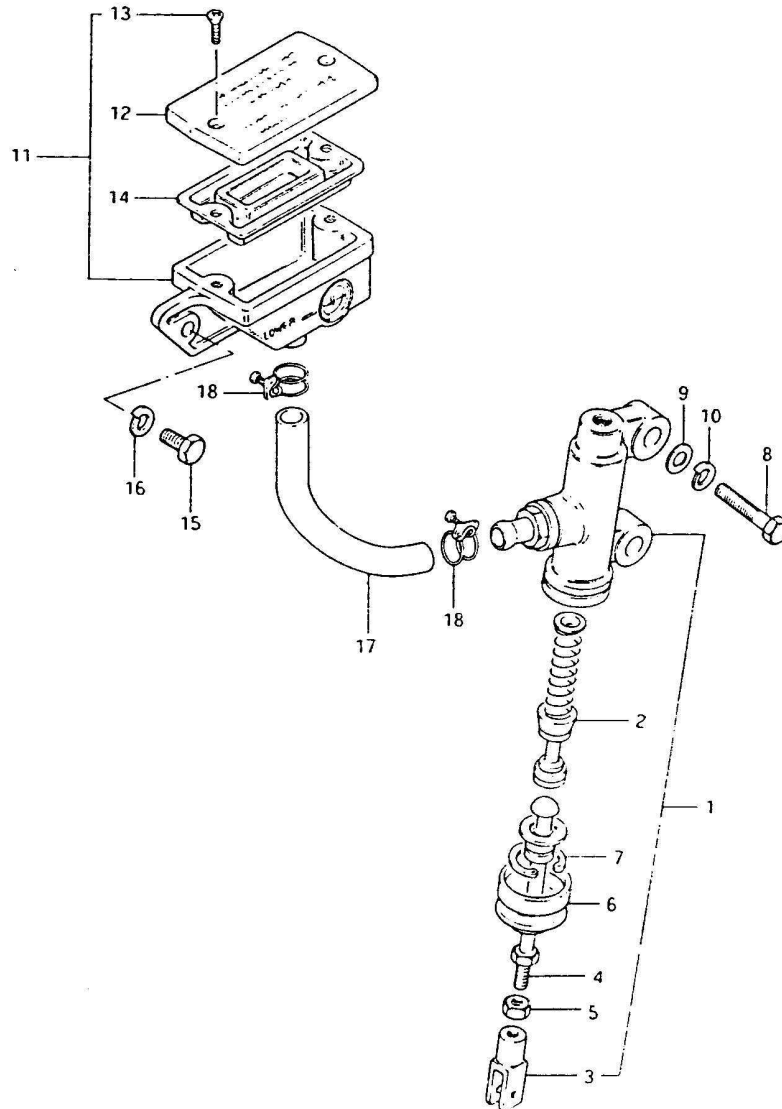


FIG. 63

1 - 9

71

FIG.63 (1- 9) REAR BRAKE HOSE

REF.NO.	PART NO.	DESCRIPTION	Q'TY	REMARKS
1	69480-49301	HOSE, rear brake No.1	1	
2	69243-47000	GUIDE, brake hose	1	
3	59244-36200	GROMMET, hose guide	1	
4	09360-10007	UNION BOLT	2	
5	09161-10005	GASKET	4	

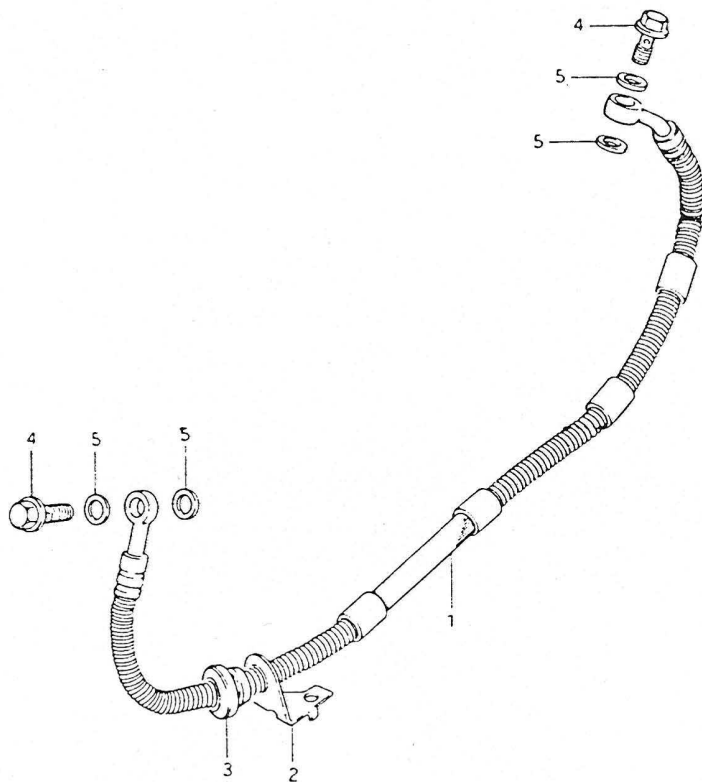
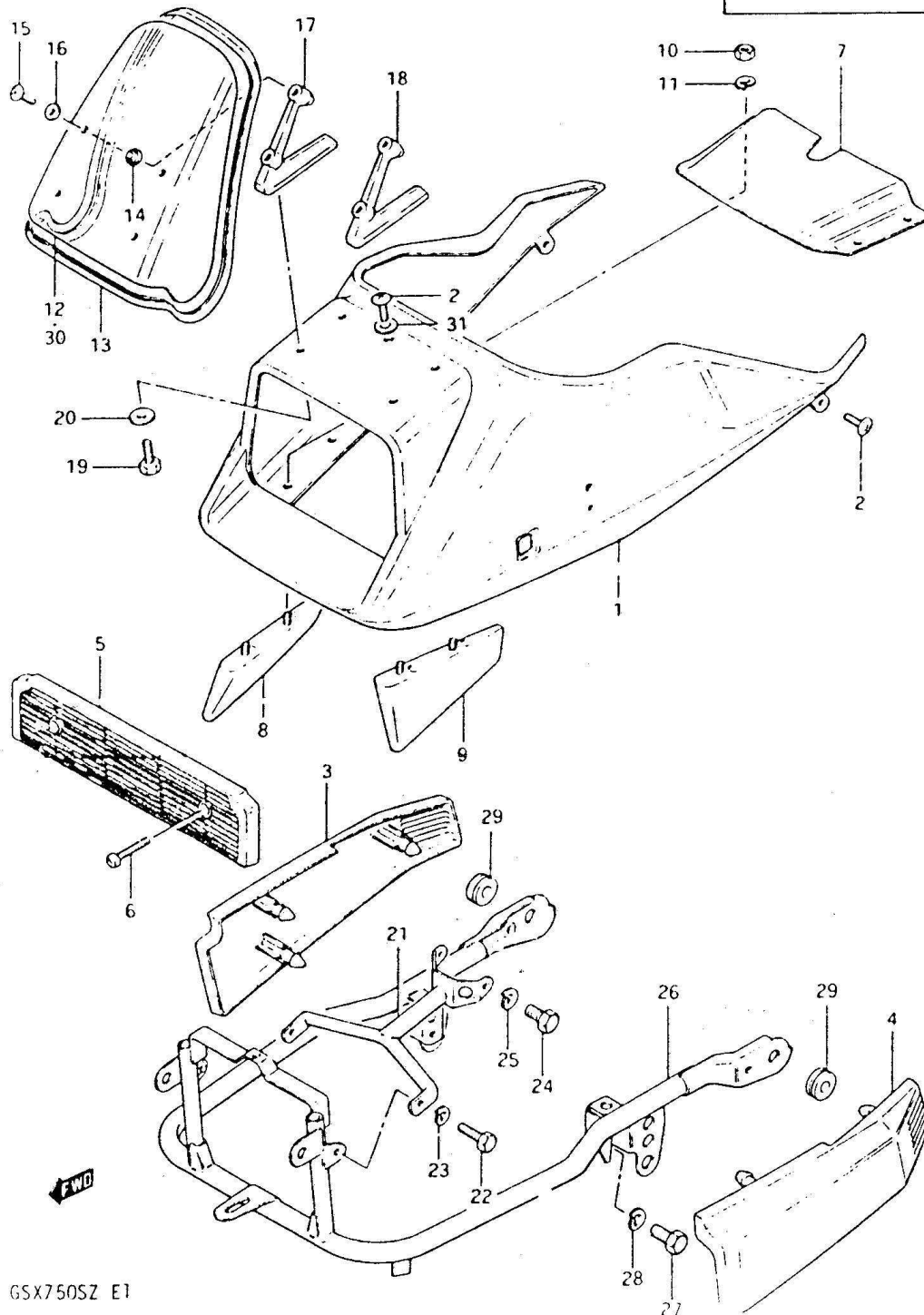


FIG.64

1 - 10

FIG.64 (1-10) COWLING



REF.NO.	PART NO.	DESCRIPTION	Q'TY	REMARKS
1-1	94411-49301-8GA	BODY, cowling	1	
1-2	94411-49301-80T	BODY, cowling	1	
2	02142-06125	SCREW	5	
3-1	94431-49300-13L	COVER, RH	1	
3-2	94431-49300-11W	COVER, RH	1	
4-1	94441-49300-13L	COVER, LH	1	
4-2	94441-49300-11W	COVER, LH	1	
5	94445-49300	COVER, lower	1	
6	02112-06308	SCREW	2	
7	94412-49300	COVER, lower front	1	
8	94450-49300	WING, RH	1	
9	94460-49300	WING, LH	1	
10	08310-11068	NUT	4	
11	08321-21068	LOCK WASHER	4	
12	94611-49301	WINDOW	1	
13	94631-49300	MOUL	1	
14	09320-05008	CUSHION	4	
15	02142-05105	SCREW	4	
16	09161-05010	WASHER	4	
17	94621-45500	BRACE, window RH	1	
18	94625-45500	BRACE, window LH	1	
19	01107-06128	BOLT	4	
20	09160-06019	WASHER	4	
21	94510-49302	BRACE, front	1	
22	01107-06168	BOLT, front	2	
23	08321-21068	LOCK WASHER	2	
24	01107-08128	BOLT, rear	2	
25	08321-21088	LOCK WASHER	2	
26	94530-49301	BRACE, rear	1	
27	01107-08128	BOLT	2	
28	08321-21088	LOCK WASHER	2	
29	09320-08018	CUSHION	6	
30	94611-49311	WINDOW	1	E17
31	09161-07003	SPACER	1	