

MILLIMETER + INCH CONVERSION CHART
 TABLEAU DE CONVERSION DE MILLIMETRES + POUCES
 CUADRO DE CONVERSION A UNIDAD DE MILIMETRO + PULGADA
 MILLIMETER + ZOLL UMRECHNUNGSTABELLE

	0	1	2	3	4	5	6	7	8	9
00	.000	.039	.079	.118	.157	.197	.236	.276	.315	.354
10	.394	.433	.472	.512	.551	.591	.630	.669	.709	.748
20	.787	.827	.866	.906	.945	.984	1.024	1.063	1.102	1.142
30	1.181	1.220	1.260	1.299	1.339	1.378	1.417	1.457	1.496	1.535
40	1.575	1.614	1.654	1.693	1.732	1.772	1.811	1.850	1.890	1.929
50	1.969	2.008	2.047	2.087	2.126	2.165	2.205	2.214	2.283	2.323
60	2.362	2.402	2.441	2.480	2.520	2.559	2.598	2.638	2.677	2.717
70	2.756	2.795	2.835	2.874	2.913	2.953	2.992	3.031	3.071	3.110
80	3.150	3.189	3.228	3.268	3.307	3.346	3.386	3.425	3.465	3.504
90	3.543	3.583	3.622	3.661	3.701	3.740	3.780	3.819	3.858	3.898

How to read
 Mode de lecture
 Modo de leer
 Anleitung

	0	1	2	3	4
00	---	---	---	---	---
10	---	---	---	---	---
20	---	---	---	0.906	---
30	---	---	---	---	---

23 millimeters equal 0.906 inch
 23 millimètres égalent 0.906 pouce
 23milímetros = 0.906 pulgada
 23 millimeter entspricht 0.906 zoll

Contents are subject to change without notice or obligation.

Les matières traitées sont susceptibles d'être modifiées sans préavis obligation de notre part.

El contenido está sujeto a modificaciones sin previo aviso.

Änderungen vorbehalten.

Tableau des couleurs
 Cuadro de colores
 Farbtabelle

Color No. N° de couleur No. de color Farbcode	Color description Description de couleur Descripción de color Farbbeschreibung	Munsell color notation Note de couleur Munsell Notacion de color de Munsell Munsell Farbbezeichnung	Models Modèle Modelo Modelle			
			Z	D		
019	Black	N1	o	o		
05F	Sunday Orange (Tape)		o	o		
05L	Candy Imperial Maroon			o		
064	Pure White	N9.3	o	o		
08K	Vivid Blue (Tape)			o		
08L	Light Blue (Tape)			o		
12Z	Casting Silver Metallic		o			
13L	Bright Silver Metallic		o	o		
13Y	Dark Royal Blue		o			
14M	Shiny Red (Tape)			o		
15T	Black Semi-Gloss No.2			o		
16L	Marble Excellent Blue			o		
29I	Black Semi-Gloss		o	o		
46W	Dark Royal Blue		o			
46Y	Royal Gray		o			
49U	Dark Royal Blue			o		
49T	Dark Royal Red			o		
49V	Light Royal Gray			o		
719	Orange (Tape)	2.5YR 6/14		o		
737	Stardust Silver Metallic		o			
742	Silver Metallic (Tape)		o	o		
67T	Combination (742+05F+064)		o	o		
75G	Combination (08K+08L+742)			o		
80A	Combination (29I+13L)		o	o		
80Z	Combination (46W+46Y)		o			
86Y	Combination (49T+49V)			o		
86Z	Combination (49U+49V)			o		
87A	Combination (13L+16L)			o		
87B	Combination (13L+05L)			o		
87K	Combination (14M+719+742)			o		
87U	Combination (15T+29I)			o		

FIG.1

B - 2

FIG.1 (B- 2) CYLINDER HEAD COVER (-E.No.139594)

Q'TY

REF.NO.	PART NO.	DESCRIPTION	Q'TY	REMARKS
1	11171-49203	COVER, cylinder head	1	
2	11173-49206	GASKET	1	
3	01517-06408	BOLT	2	
4	01517-06358	BOLT	14	
5	02152-06408	SCREW	4	
6	09168-06015	WASHER	4	
7	09206-08001	PIN	2	
8	11174-49210	CAP, cylinder head cover	4	
9	09127-05013	SCREW	8	
10	11176-49201	COVER, breather	1	
11	11177-49200	GASKET	1	
12	01517-06208	BOLT	4	
13	26442-45000	PLUG, tacho. hole	1	
14	26451-45000	SEAL BAND	1	
15	09128-05101	SCREW	1	
16	26449-33000	PLATE	1	

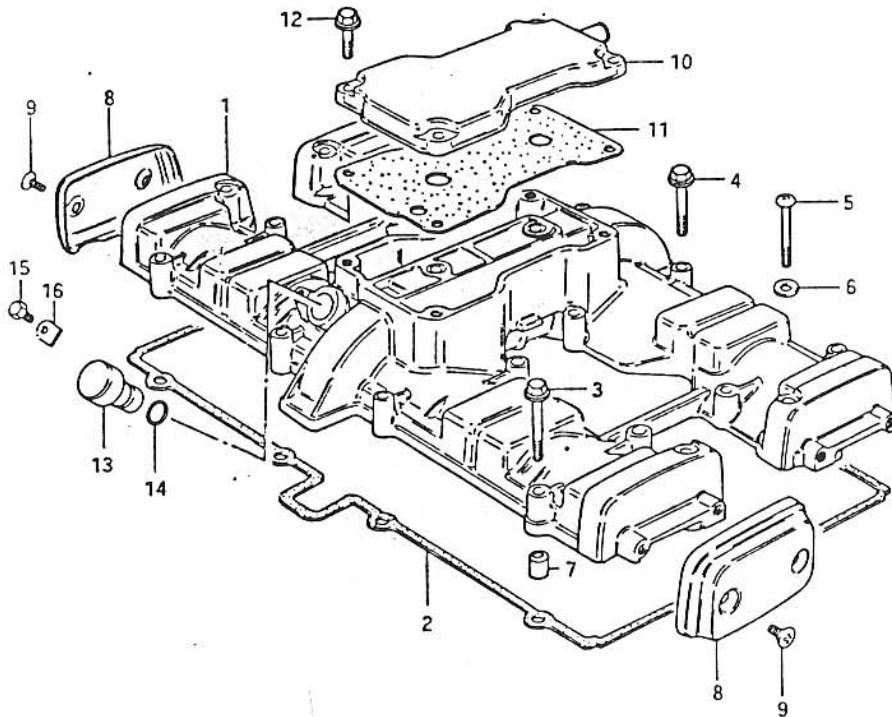
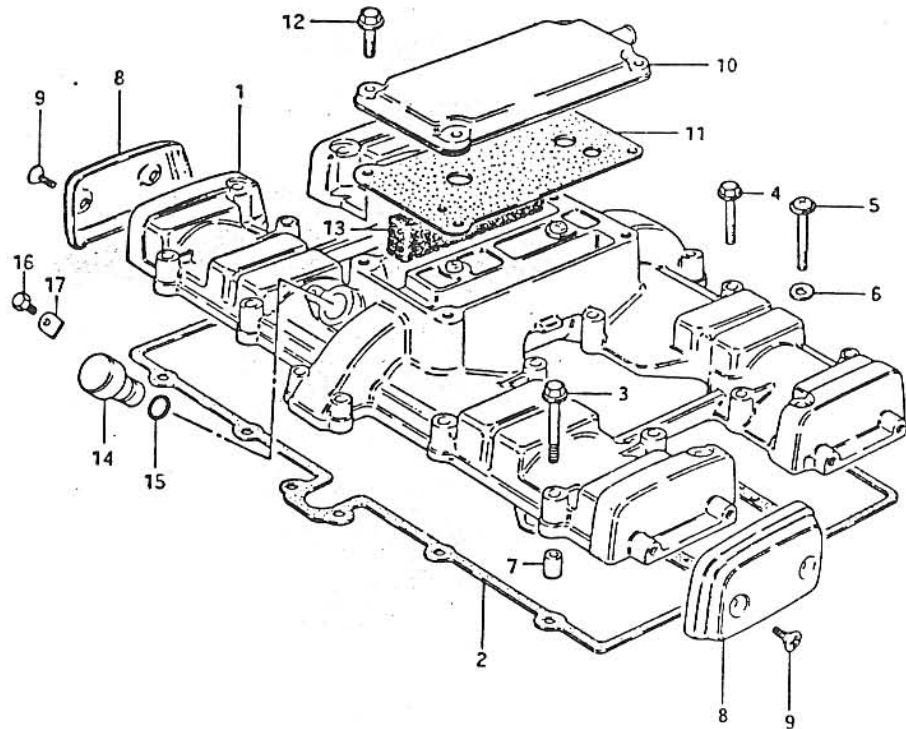


FIG.2 (B-3) : E.No.139595-

FIG.2

B - 3

FIG.2 (B-3) CYLINDER HEAD COVER (E.No.139595-)



Q'TY

REMARKS

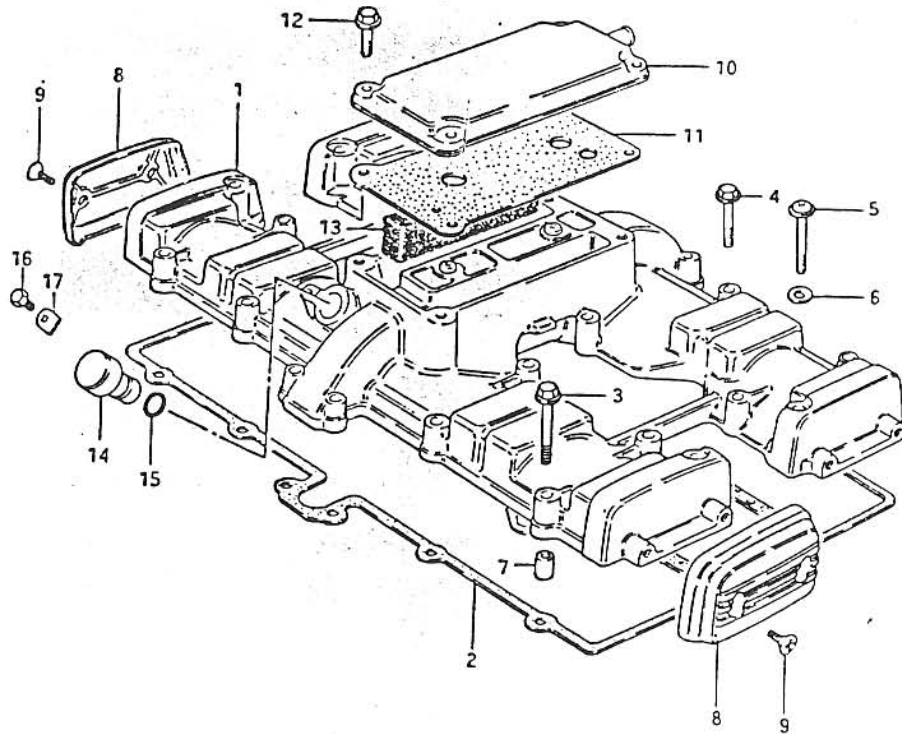
REF.NO.	PART NO.	DESCRIPTION	Q'TY	REMARKS
1	11171-45420	COVER, cylinder head	1	
2	11173-49210	GASKET	1	
3	01517-06408	BOLT	6	
4	01517-06358	BOLT	14	
5	02152-06408	SCREW	4	
6	09168-06015	WASHER	4	
7	09206-08001	PIN	2	
8	11174-49210	CAP, cylinder head cover	4	
9	09127-05013	SCREW	8	
10	11176-45402	COVER, breather	1	
11	11177-49210	GASKET	1	
12	11186-49200	SEPARATOR, oil	1	E.No.142406-
13	01517-06208	BOLT	4	
14	26442-45000	PLUG, tacho. hole	1	
15	26451-45000	SEAL BAND	1	
16	09128-05101	SCREW	1	
17	26449-33000	PLATE	1	

FIG.3 (B-4) : model D

FIG. 3

B - 4

FIG. 3 (B-4) CYLINDER HEAD COVER (model D)



Q'TY

REMARKS

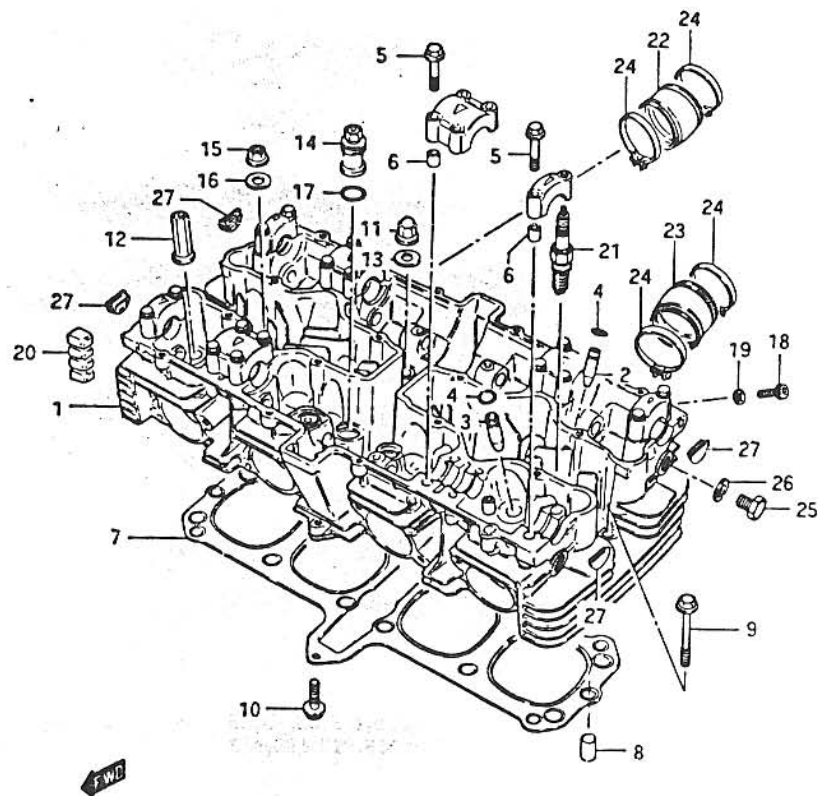
REF.NO.	PART NO.	DESCRIPTION	Q'TY	REMARKS
1	11171-45440	COVER, cylinder head	1	
2	11173-49222	GASKET	1	
3	01517-06405	BOLT	6	
4	01517-06355	BOLT	14	
5	02152-06405	SCREW	4	
6	09168-06015	WASHER	4	
7	09206-08001	PIN	2	
8	11174-49221	CAP, cylinder head cover	4	
9	09127-05015	SCREW	8	
10	11176-45411	COVER, breather	1	
11	11177-49210	GASKET	1	
12	11186-49200	SEPARATOR, oil	1	
13	01517-06205	BOLT	4	
14	26442-45000	PLUG, tach. hole	1	
15	26451-45000	SEAL BAND	1	
16	09128-05101	SCREW	1	
17	26449-33000	PLATE	1	

FWD

FIG.4

B - 5

FIG.4 (B- 5) CYLINDER HEAD



REF.NO.	PART NO.	DESCRIPTION	Q'TY	REMARKS
1-1	11100-49230	CYLINDER HEAD SET	1	-E.No.139594
1-2	11100-49250	CYLINDER HEAD SET	1	E.No.139595-
1-3	11100-49260	CYLINDER HEAD SET	1	model D
2	11115-49290	.GUIDE, intake valve	8	
3	11115-49290	.GUIDE, exhaust valve	8	
4	09381-10004	.RING, valve guide	16	
5	09103-06026	.BOLT	24	
6	09206-08001	.PIN	16	
7-1	11141-49210	GASKET	1	model Z
7-2	11141-49230	GASKET	1	model D
8	04211-11189	PIN	2	
9-1	01517-06558	BOLT	2	model Z
9-2	01517-06555	BOLT	2	model D
10-1	01517-06308	BOLT	1	model Z
10-2	01517-06305	BOLT	1	model D
11	09159-10026	NUT	2	
12	09159-10029	NUT	4	
13	09168-10017	GASKET	6	
14	11145-49200	SEAL NUT	2	
15	08316-16108	NUT	4	
16	09160-10039	WASHER	4	
17	09280-17002	O RING	2	
18	09106-05006	BOLT, intake port	4	
19	09168-05010	GASKET	4	
20	11251-36500	RUBBER PAD (N9-4)	4	
21-1	09482-00144	SPARK PLUG (NGK,D8EA)	4	
21-2	09482-00145	SPARK PLUG (ND,X24ES-U)	4	
21-3	09482-00149	SPARK PLUG (NGK,DR8ES-L)	4	E2,E4,E6,E15,E16,E17, E18,E21,E22,E26,E39
21-4	09482-00223	SPARK PLUG (ND,X24ESR-U)	4	E2,E4,E6,E15,E16,E17, E18,E21,E22,E26,E39.
22	13111-49200	PIPE, intake RH	2	
23	13121-49200	PIPE, intake LH	2	
24	09402-52306	CLAMP	8	
25	09247-14012	PLUG, cylinder head	4	
26	09168-14004	GASKET	4	
27	09241-23002	PLUG, cylinder head	4	

FIG.5 (B- 6) CYLINDER

Q'TY

REF.NO.	PART NO.	DESCRIPTION	Q'TY	REMARKS
1-1	11210-49220	CYLINDER	1	model Z
1-2	11210-49230	CYLINDER	1	model D
2	09108-10027	STUD BOLT (L:131)	4	
3	09108-10028	STUD BOLT (L:168)	6	
4	09108-10030	STUD BOLT (L:141)	2	
5	11241-49200	GASKET	1	
6	09280-74002	O RING	4	
7	09206-13006	PIN	2	

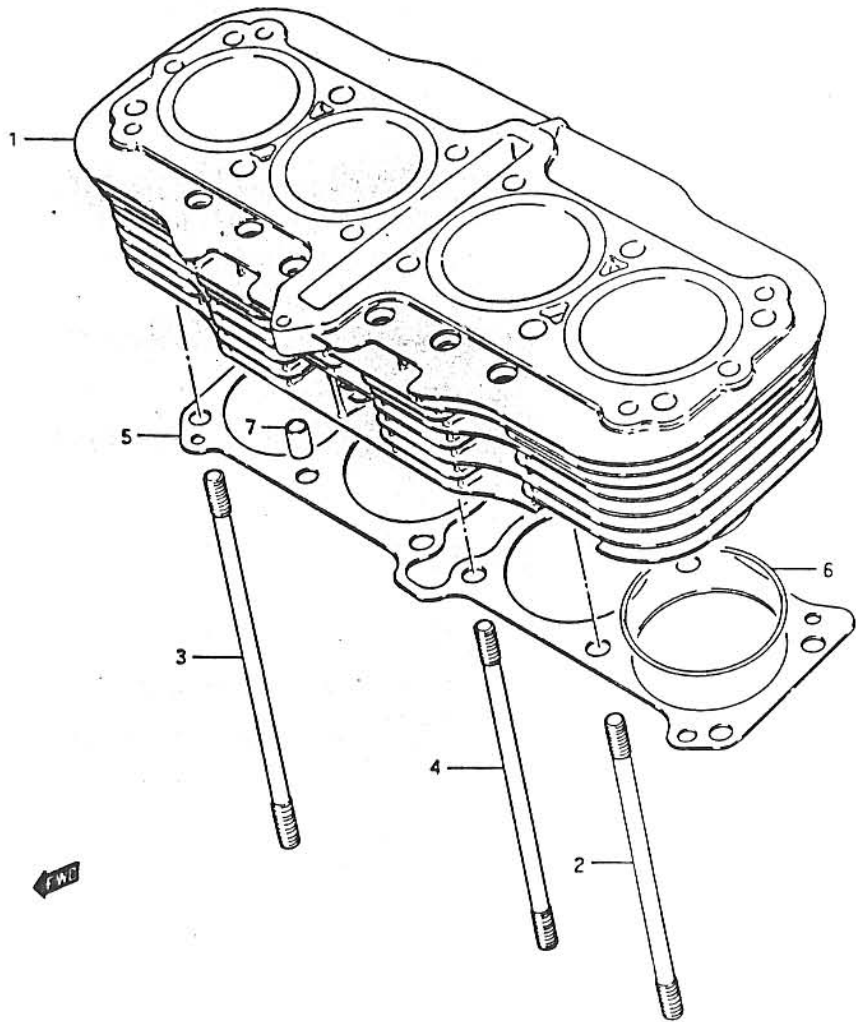


FIG.6

B - 7

FIG.6 (B- 7) CRANKCASE (model Z)

Q'TY

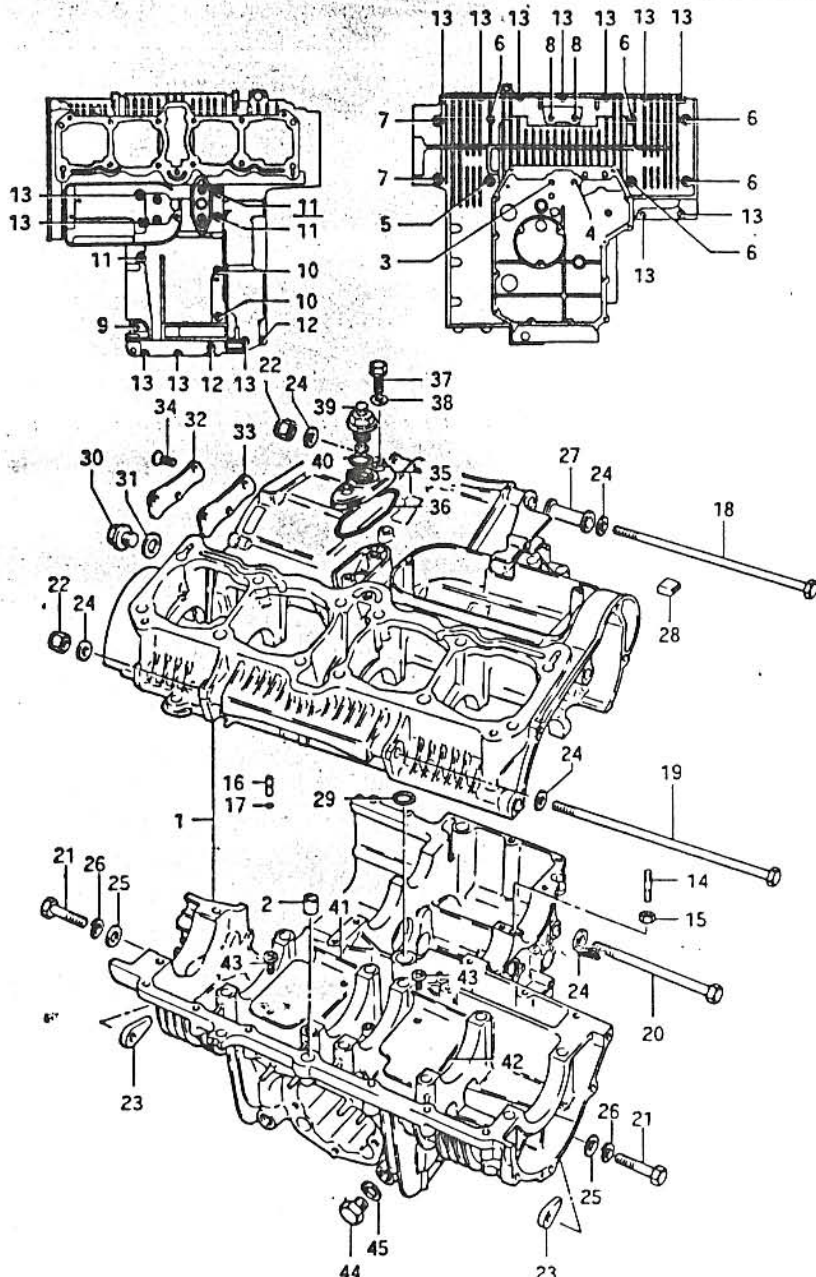
REF.NO.	PART NO.	DESCRIPTION	Q'TY	REMARKS
1	11300-49822	CRANKCASE SET	1	
2	09206-13001	.PIN	2	
3	09103-08059	.BOLT (8x155)	1	
4	09103-08020	.BOLT (8x125)	1	
5	09103-08009	.BOLT (8x100)	1	
6	01517-08908	.BOLT (8x90)	5	
7	01517-08658	.BOLT (8x65)	2	
8	01517-08608	.BOLT (8x60)	2	
9	01517-08508	.BOLT (8x50)	1	
10	01517-06858	.BOLT (6x85)	2	
11	01517-06758	.BOLT (6x75)	3	
12	01517-06558	.BOLT (6x55)	2	
13	01517-06408	.BOLT (6x40)	14	
14	01421-06358	.STUD BOLT	1	
15	09159-06017	.NUT	1	
16	09364-05005	.NOZZLE, oil gallery	1	
17	09280-03003	.O RING	1	
18	09104-10014	BOLT (10x225)	1	
19	09104-10013	BOLT (10x250)	1	
20	09100-10078	BOLT (10x165)	1	
21	09104-10015	BOLT (10x60)	2	
22	09159-10011	NUT	3	
23	09159-10020	NUT	2	
24	08322-11108	WASHER	6	
25	09160-10005	WASHER	2	
26	08321-21108	LOCK WASHER	2	
27	11610-49300	SPACER	1	
28	11252-25000	RUBBER PAD, crankcase	1	

FIG.7 (B-9) : model D

FIG.6

B-8

FIG.6 (B-8) CRANKCASE (model Z)



Q'TY

REMARKS

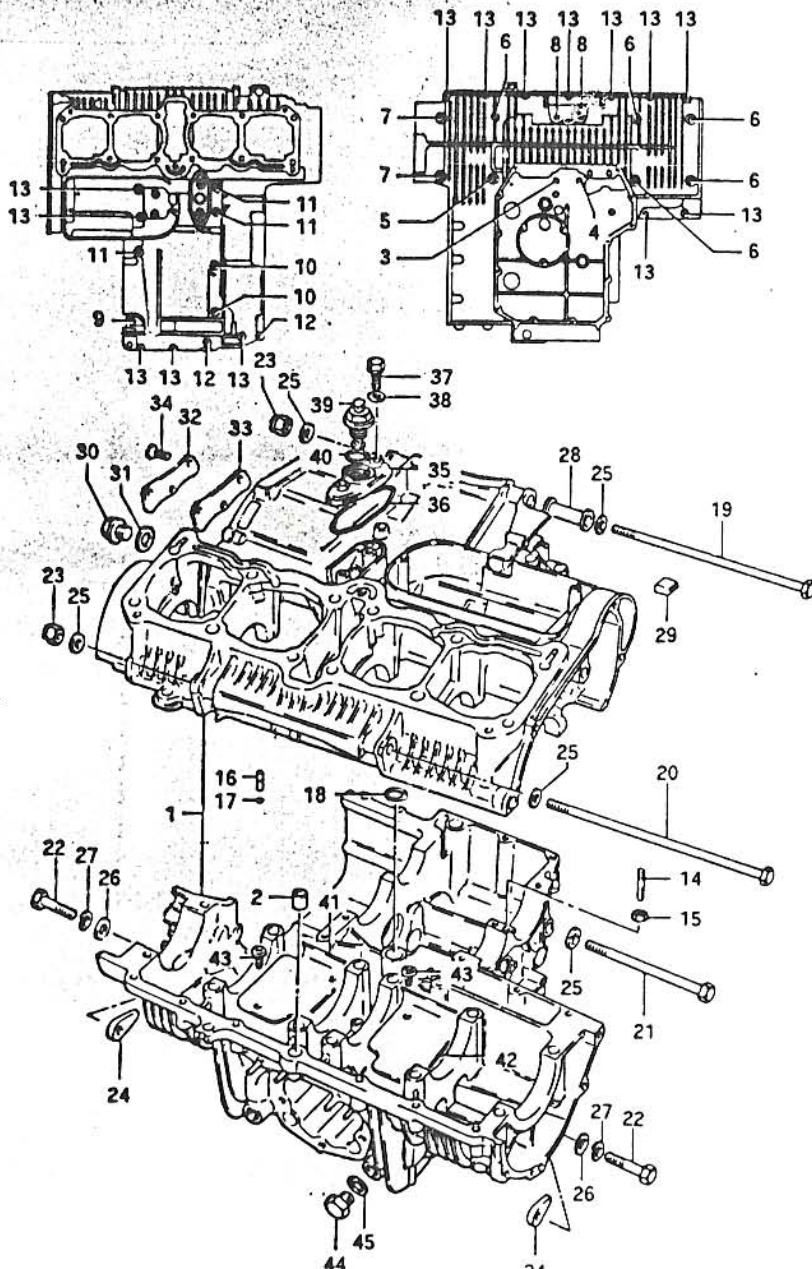
REF.NO.	PART NO.	DESCRIPTION	Q'TY	REMARKS
29	09280-13001	O RING, oil gallery	1	
30	09247-14012	PLUG, oil check	1	
31	09168-14004	GASKET	1	
32	11394-45000	CAP, oil gallery	1	
33	11497-45000	GASKET	1	
34	02122-06168	SCREW	3	
35	16445-45000	HOUSING, switch	1	
36	16448-45000	O RING	1	
37	01517-06258	BOLT	2	
38	09168-06015	WASHER	2	
39	37820-45050	SWITCH, oil pressure	1	
40	09280-19001	O RING	1	
41	11521-49200	PLATE, oil separator RH	1	
42	11522-49200	PLATE, oil separator LH	1	
43	02112-06088	SCREW	4	
44	09247-14029	PLUG, engine oil	2	
45	09168-14004	WASHER	2	

FIG.7 (B-9) : model D

FIG.7

B - 9

FIG.7 (B- 9) CRANKCASE (model D)

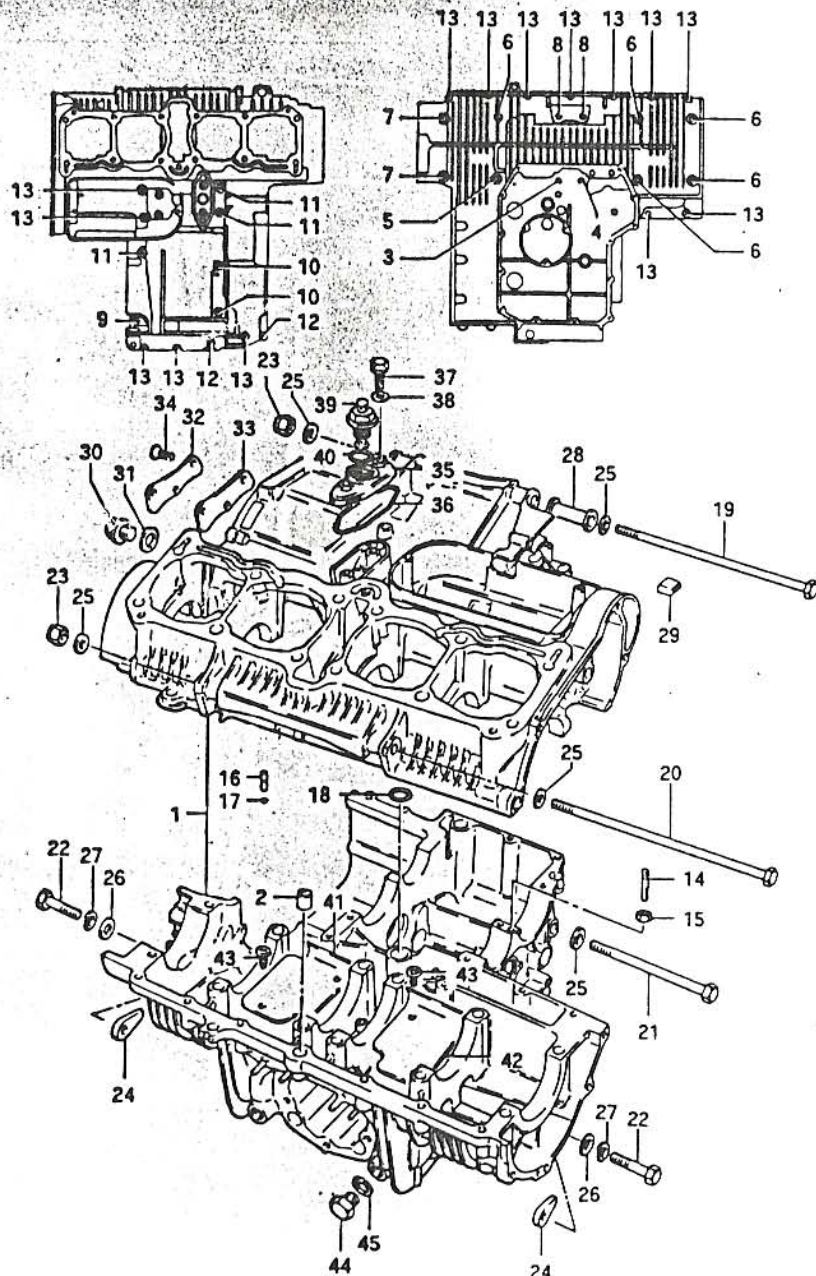


REF.NO.	PART NO.	DESCRIPTION	Q'TY	REMARKS
1	11300-49870	CRANKCASE SET	1	
2	09206-13001	.PIN	2	
3	09103-08059	.BOLT (8x155)	1	
4	09103-08020	.BOLT (8x125)	1	
5	09103-08009	.BOLT (8x100)	1	
6	01517-08905	.BOLT (8x90)	5	
7	01517-08655	.BOLT (8x65)	2	
8	01517-08605	.BOLT (8x60)	2	
9	01517-08505	.BOLT (8x50)	1	
10	01517-06855	.BOLT (6x85)	2	
11	01517-06755	.BOLT (6x75)	3	
12	01517-06555	.BOLT (6x55)	2	
13	01517-06405	.BOLT (6x40)	14	
14	01421-06358	.STUD BOLT	1	
15	09159-06017	.NUT	1	
16	09364-05005	.NOZZLE, oil gallery	1	
17	09290-C3003	.O RING	1	
18	09290-13001	.O RING	1	
19	09104-10014	BOLT (10x225)	1	
20	09104-10013	BOLT (10x250)	1	
21	09100-10078	BOLT (10x165)	1	
22	09104-10015	BOLT (10x60)	2	
23	09159-10011	NUT	3	
24	09159-10020	NUT	2	
25	08322-11108	WASHER	6	
26	09160-10005	WASHER	2	
27	08321-21108	LOCK WASHER	2	
28	11610-49300	SPACER	1	
29	11252-25000	RUBBER PAD, crankcase	1	

FIG.7

B-10

FIG.7 (B-10) CRANKCASE (model D)

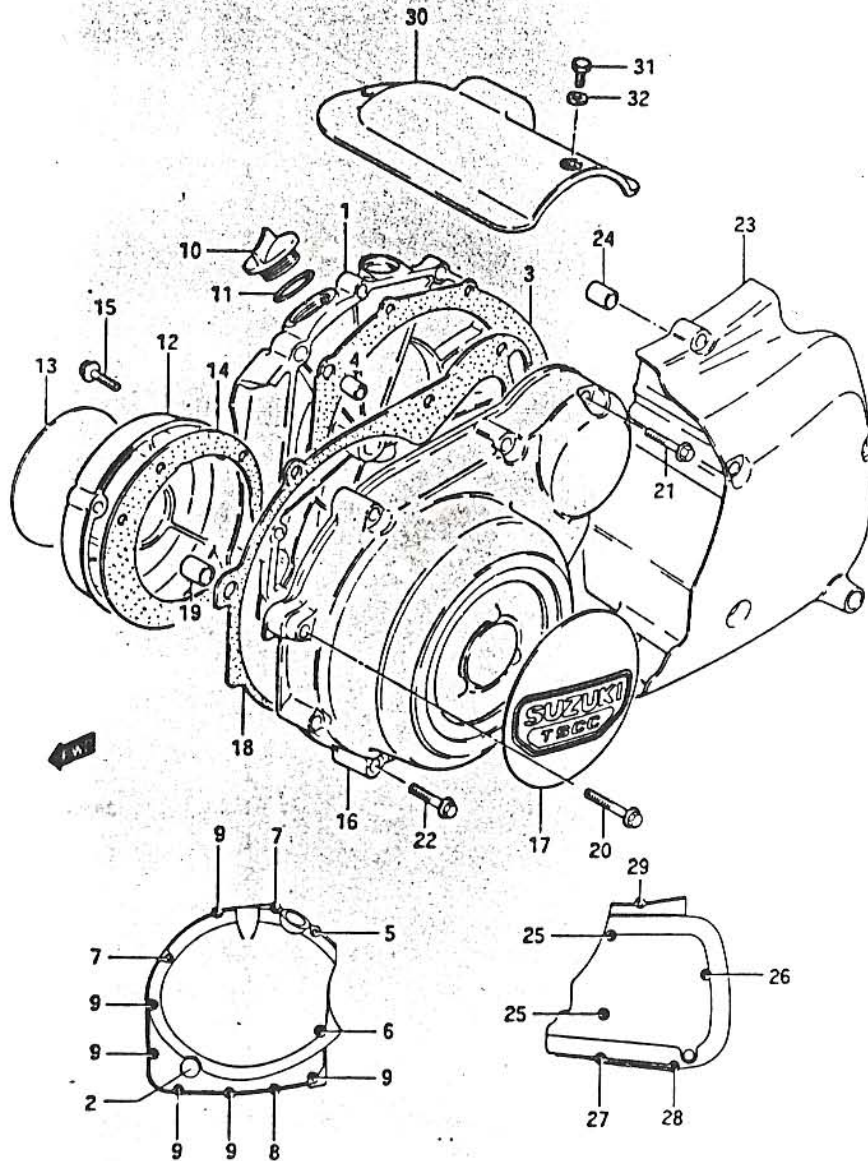


REF.NO.	PART NO.	DESCRIPTION	Q'TY	REMARKS
30	09247-14012	PLUG, oil check	1	
31	09168-14004	GASKET	1	
32	11394-45000	CAP, oil gallery	1	
33	11497-45000	GASKET	1	
34	02122-06168	SCREW	3	
35	16445-45010	HOUSING, switch	1	
36	16448-45000	O RING	1	
37	01517-06255	BOLT	2	
38	09168-06015	WASHER	2	
39	37820-45060	SWITCH, oil pressure	1	
40	09280-19001	O RING	1	
41	11521-49200	PLATE, oil separator RH	1	
42	11522-49200	PLATE, oil separator LH	1	
43	02112-06088	SCREW	4	
44	09247-14030	PLUG, engine oil	2	
45	09168-14004	WASHER	2	

FIG.8

B-11

FIG.8 (B-11) CRANKCASE COVER (model Z)



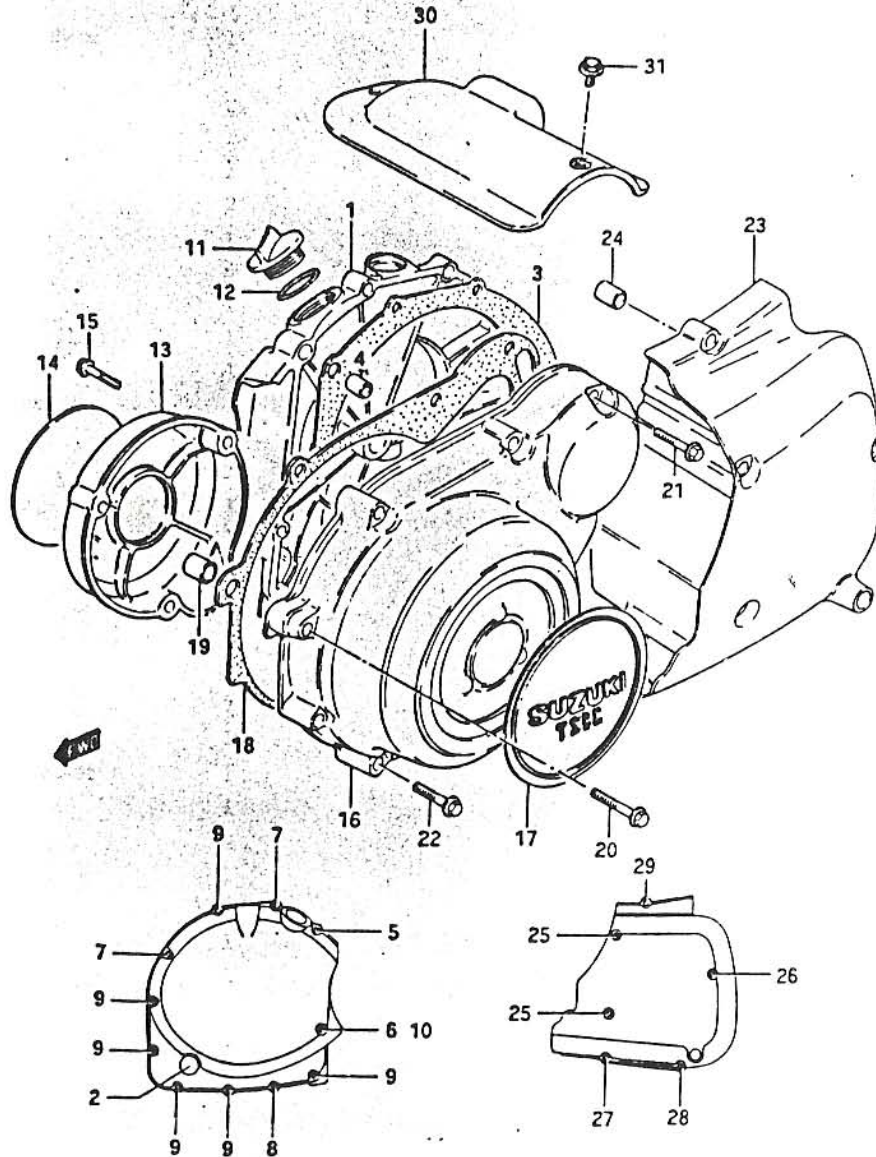
REF.NO.	PART NO.	DESCRIPTION	Q'TY	REMARKS
1	11340-49201	COVER, clutch	1	
2	11971-45010	.LENS, oil level check	1	
3	11482-49201	GASKET	1	
4	04211-09129	PIN	2	
5	01547-06408	BOLT (6x40)	1	
6	01547-06358	BOLT (6x35)	1	
7	01547-06308	BOLT (6x30)	2	
8	01547-06258	BOLT (6x25)	1	
9	01547-06208	BOLT (6x20)	6	
10	09259-30001	PLUG, engine oil filler	1	
11	09280-32005	O RING	1	
12	11381-49202	COVER, contact breaker	1	
13	68235-49200	EMBLEM	1	
14	11491-49200	GASKET	1	
15	01547-05308	BOLT	3	
16-1	11351-49300	COVER, generator	1	-E.No.170133
16-2	11351-49220	COVER, generator	1	E.No.170134-
17	68233-49200	EMBLEM	1	
18	11483-49200	GASKET	1	
19	09206-13001	PIN	1	
20	01547-06458	BOLT (6x45)	1	
21	01547-06408	BOLT (6x40)	1	
22-1	01547-06358	BOLT (6x35)	7	
22-2	01547-06308	BOLT (6x30)	1	
23	11360-49201	COVER, engine sprocket	1	
24	04211-09129	PIN	1	
25	01547-06958	BOLT (6x95)	2	
26	01547-06858	BOLT (6x85)	1	
27	01547-06708	BOLT (6x70)	1	
28	01547-06558	BOLT (6x55)	1	
29	01547-06308	BOLT (6x30)	1	
30	11382-49002	COVER, starter motor	1	
31	01104-05108	BOLT (5x10)	2	
32	08322-21058	WASHER	2	

FIG.9 (B-12) : model D

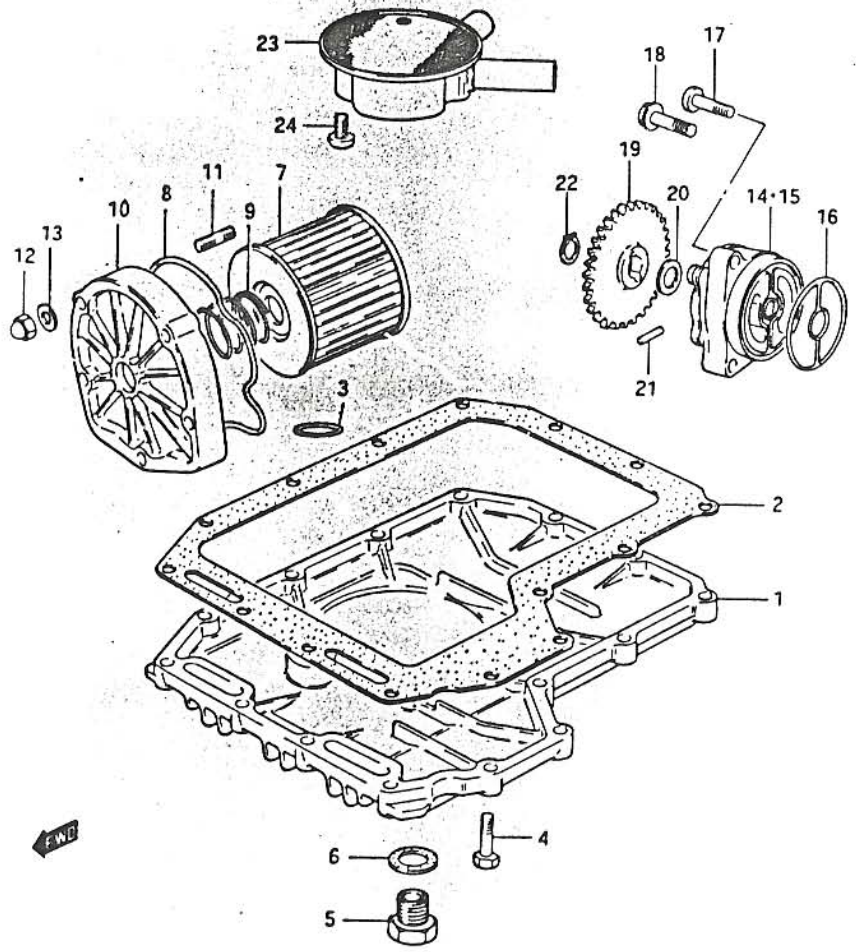
FIG.9

B - 12

FIG.9 (B-12) CRANKCASE COVER (model D)



REF.NO.	PART NO.	DESCRIPTION	Q'TY	REMARKS
1	11340-49220	COVER, clutch	1	
2	11971-45010	.LENS, oil level check	1	
3	11482-49201	GASKET	1	
4	04211-09129	PIN	2	
5	01547-06404	BOLT (6x40)	1	
6	01547-06354	BOLT (6x35)	1	
7	01547-06304	BOLT (6x30)	2	
8	01547-06254	BOLT (6x25)	1	
9	01547-06205	BOLT (6x20)	6	
10	09168-06015	GASKET	1	
11	09259-30001	PLUG, engine oil filler	1	
12	09280-32005	O RING	1	
13	11381-45412	COVER, contact breaker	1	
14	68235-49500	EMBLEM	1	
15	01547-05308	BOLT	3	
16	11351-49310	COVER, generator	1	
17	68233-49500	EMBLEM	1	
18	11483-49200	GASKET	1	
19	09206-13001	PIN	1	
20	01547-06454	BOLT (6x45)	1	
21	01547-06404	BOLT (6x40)	1	
22-1	01547-06354	BOLT (6x35)	7	
22-2	01547-06304	BOLT (6x30)	1	
23	11360-45411	COVER, engine sprocket	1	
24	04211-09129	PIN	1	
25	01547-06955	BOLT (6x95)	2	
26	01547-06855	BOLT (6x85)	1	
27	01547-06705	BOLT (6x70)	1	
28	01547-06555	BOLT (6x55)	1	
29	01547-06304	BOLT (6x30)	1	
30	11382-45410	COVER, starter motor	1	
31	01547-05088	BOLT (5x8)	2	

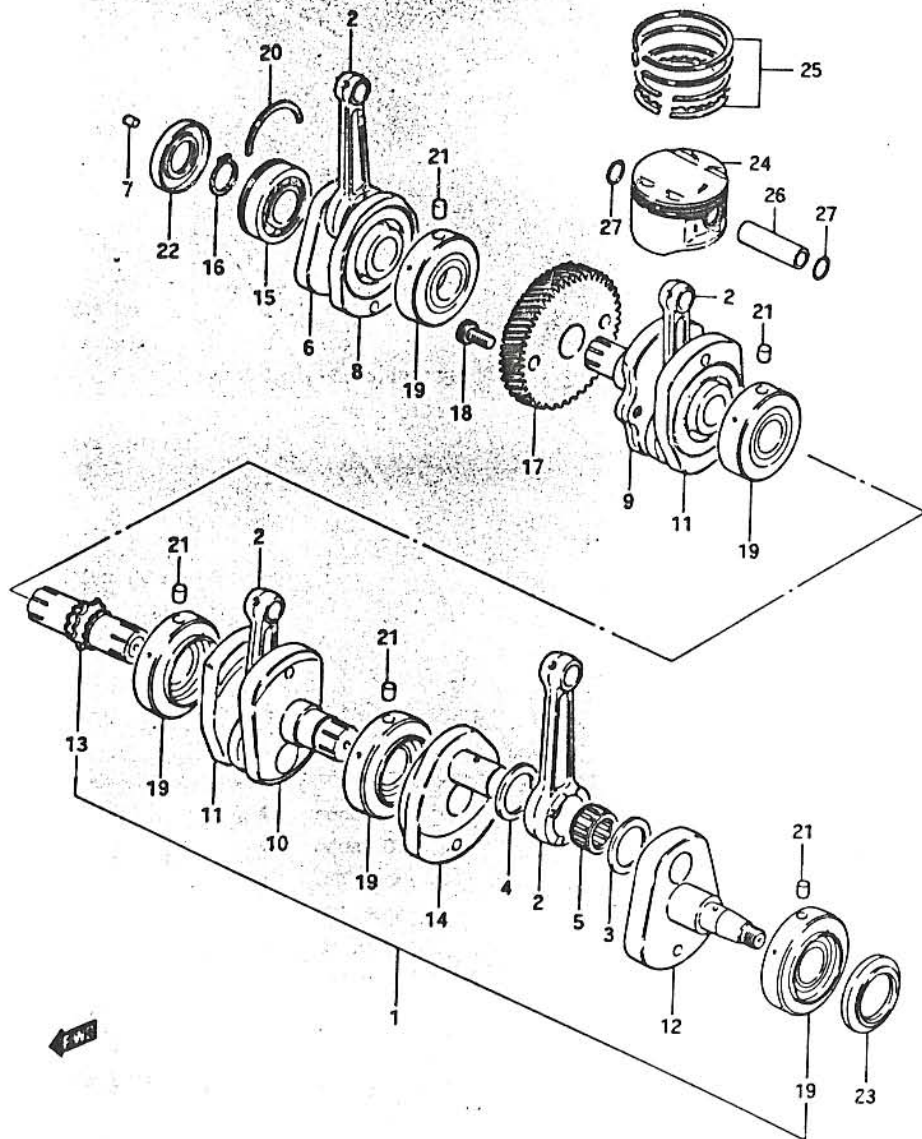


REF.NO.	PART NO.	DESCRIPTION	Q'TY	REMARKS
1-1	11511-49200	PAN, oil	1	model Z
1-2	11511-49220	PAN, oil	1	model D
2	11489-49200	GASKET	1	
3	09280-13001	O RING	1	
4-1	01517-06258	BOLT (6x25)	15	model Z
4-2	01517-06255	BOLT (6x25)	15	model D
5	09247-14001	PLUG, oil drain	1	
6	09168-14004	GASKET	1	
7	16510-45040	FILTER, engine oil	1	
8	16518-49200	O RING	1	
9	09440-32004	SPRING	1	
10-1	16531-49210	CAP	1	model Z
10-2	16531-49220	CAP	1	model D
11	01421-06258	STUD BOLT	5	
12-1	08313-11068	NUT	5	model Z
12-2	08313-11065	NUT	5	model D
13-1	08322-21068	WASHER	5	model Z
13-2	08322-21065	WASHER	5	model D
14	16400-49210	PUMP, engine oil	1	-E.No.141806
15	16400-49220	PUMP, engine oil	1	E.No.141807-
16	16491-49200	O RING	1	
17	02112-06258	SCREW	3	-E.No.141806
18	09103-06045	BOLT	3	E.No.141807-
19	16331-49000	GEAR, driven (NT:33)	1	from 16331-49990
20	08221-10185	WASHER	1	
21	09261-04009	PIN	1	
22	08331-31109	CIRCLIP	1	
23	16520-49200	STRAINER, engine oil	1	
24	02112-06128	SCREW	3	

FIG.11

B - 14

FIG.11 (B-14) CRANKSHAFT



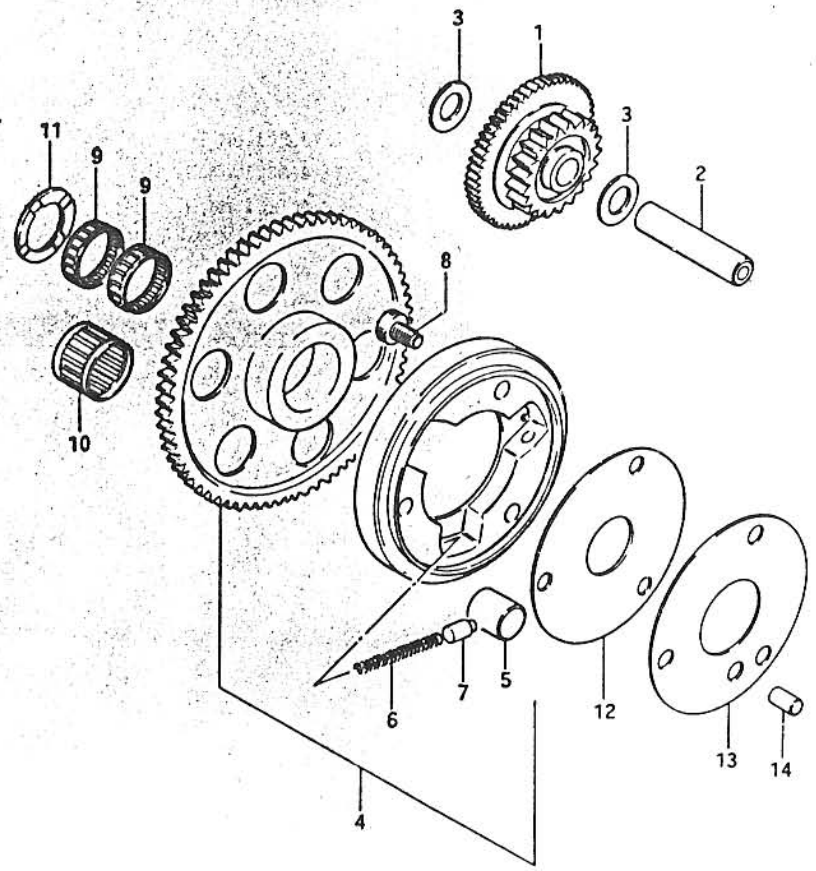
REF.NO.	PART NO.	DESCRIPTION	Q'TY	REMARKS
1-1	12200-49315	CRANKSHAFT ASSY	1	-E.No.170133
1-2	12200-49321	CRANKSHAFT ASSY	1	E.No.170134~
2	12161-49302	.ROD, connecting	4	
3	09160-31002	.WASHER	4	
4	09160-31003	.WASHER	4	
5	09263-31004	.BEARING	4	
6	12220-49202	.CRANKSHAFT, RH	1	
7	04221-04089	..PIN	1	
8	12230-49201	.WEB, RH	1	
9	12241-49202	.CRANKSHAFT, middle RH	1	
10	12271-49202	.CRANKSHAFT, middle LH	1	
11	12250-49201	.WEB, crankshaft middle	2	
12-1	12261-49302	.CRANKSHAFT, LH	1	-E.No.170133
12-2	12261-49601	.CRANKSHAFT, LH	1	E.No.170134~
13	12281-49200	.SHAFT, chain drive (NT:15)	1	
14	12290-49201	.WEB, LH	1	
15	09262-30033	.BEARING, RH	1	
16	08331-11308	.CIRCLIP	1	
17	21111-49002	.GEAR, primary drive (NT:49)	1	
18	09106-08006	.BOLT	2	
19	09264-32005	.BEARING	5	
20	09390-72004	C RING, bearing RH	1	
21	04221-07129	PIN	5	
22	09283-30021	OIL SEAL, RH	1	
23	09289-48002	OIL SEAL, LH	1	
24-1	12111-49203	PISTON (STD)	4	model Z
24-2	12111-49221	PISTON (STD)	4	model D
24-3	12111-49202-050	PISTON (OS:0.5)	4	OPT,model Z
24-4	12111-49221-050	PISTON (OS:0.5)	4	OPT,model D
24-5	12111-49202-100	PISTON (OS:1.0)	4	OPT,model Z
24-6	12111-49221-100	PISTON (OS:1.0)	4	OPT,model D
25-1	12140-49220	PISTON RING SET (STD)	4	
25-2	12140-49220-050	PISTON RING SET (OS:0.5)	4	OPT
25-3	12140-49220-100	PISTON RING SET (OS:1.0)	4	OPT
26	12151-15501	PIN, piston	4	
27	09381-18002	CIRCLIP	8	

Revised 1 Jun., '83

FIG.12

B - 15

FIG.12 (B-15) STARTER CLUTCH



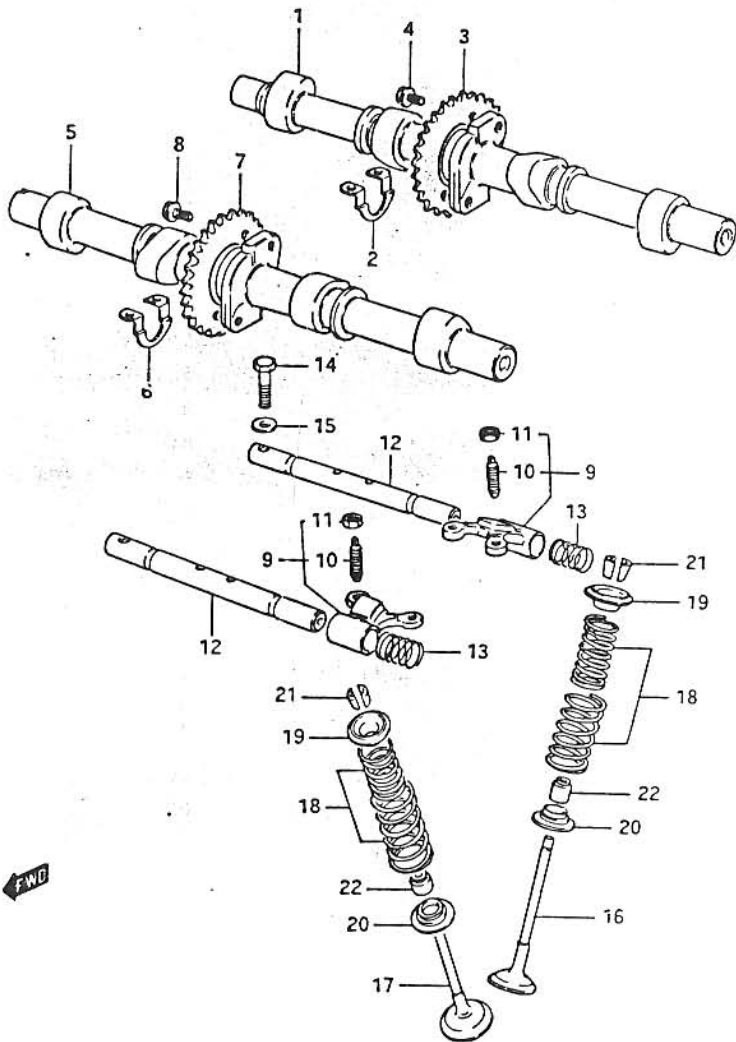
REF.NO.	PART NO.	DESCRIPTION	Q'TY	REMARKS
1	12611-49202	GEAR, idle (NT:55/18)	1	
2	09206-13003	PIN	1	
3	09160-13003	WASHER	2	
4-1	12600-49822	STARTER CLUTCH SET (ID:31)	1	-E.No.170133
4-2	12600-49861	STARTER CLUTCH SET (ID:35)	1	E.No.170134~
5	09261-15001	.ROLLER	3	
6	09440-04015	.SPRING	3	
7	12633-31000	.PIECE, push	3	
8	09106-08043	BOLT	3	
9	09263-25029	BEARING	2	-E.No.155867
10-1	09263-25039	BEARING	1	E.No.155868-170133
10-2	09263-29005	BEARING	1	E.No.170134~
11-1	09160-25019	WASHER	1	-E.No.170133
11-2	09160-29010	WASHER	1	E.No.170134~
12	12649-49200	SHIM, starter clutch	1	-E.No.170133
13	12649-49601	SHIM, starter clutch	1	E.No.170134~
14	04221-08149	PIN	1	E.No.170134~

FIG.13

C - 2

15

FIG.13 (C- 2) CAM SHAFT - VALVE (model Z)



Q'TY

REMARKS

REF.NO.	PART NO.	DESCRIPTION	Q'TY	REMARKS
1	12700-49810	CAM SHAFT, intake	1	
2-1	12712-45070	.SHIM (T:0.4)	1	
2-2	12712-45071	.SHIM (T:0.5)	1	
2-3	12712-45072	.SHIM (T:0.6)	1	
3	12741-45111	SPROCKET, intake (NT:30)	1	
4	09103-07001	BOLT	2	
5	12700-45820	CAM SHAFT, exhaust	1	
6-1	12712-45070	.SHIM (T:0.4)	1	
6-2	12712-45071	.SHIM (T:0.5)	1	
6-3	12712-45072	.SHIM (T:0.6)	1	
7	12751-47002	SPROCKET, exhaust (NT:30)	1	
8	09103-07001	BOLT	2	
9	12840-49200	ARM, valve rocker	8	
10	12842-49210	.SCREW	16	
11	12843-49210	.NUT	16	
12	12860-49200	SHAFT, valve rocker arm	4	
13	09440-13014	SPRING	8	
14	01107-06308	BOLT	4	
15	08322-21068	WASHER	4	
16	12911-49220	VALVE, intake	8	
17	12912-49220	VALVE, exhaust	8	
18	12920-49210	SPRING SET, valve	16	from 12900-49810
19	12931-49200	RETAINER, spring	16	
20	12933-49200	SEAT, spring	16	
21	12932-49200	COTTER, valve	32	
22	09289-05003	OIL SEAL	16	

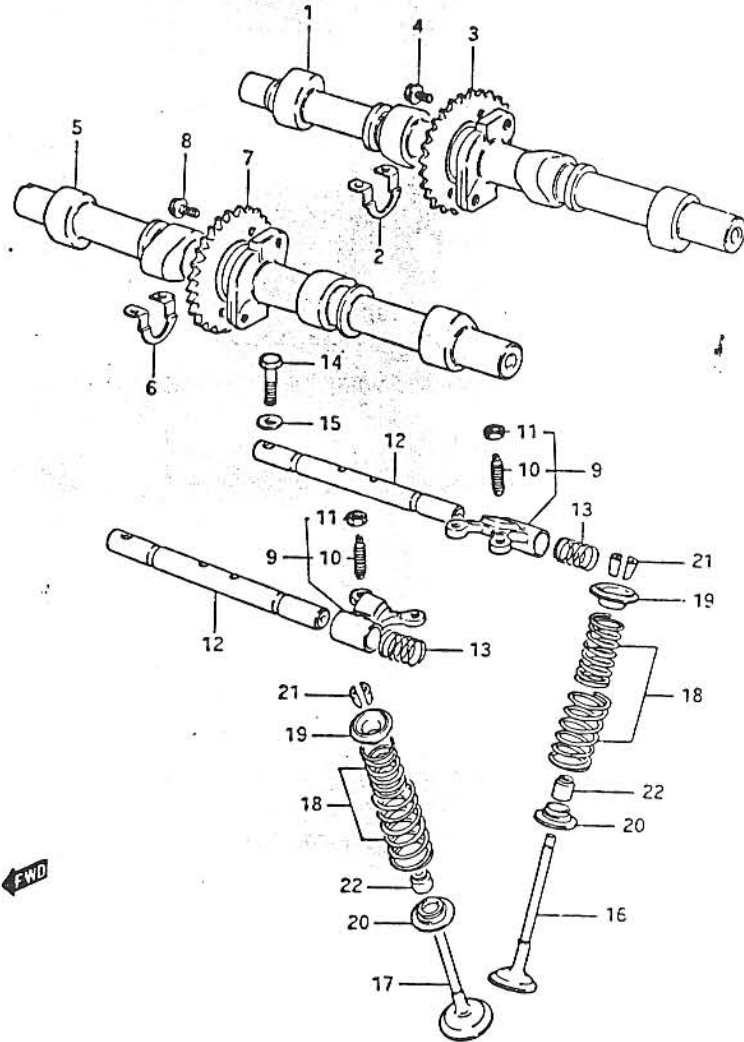
FIG.14 (C-3) : model D

FIG. 14

C - 3

16

FIG.14 (C- 3) CAM SHAFT - VALVE (model D)



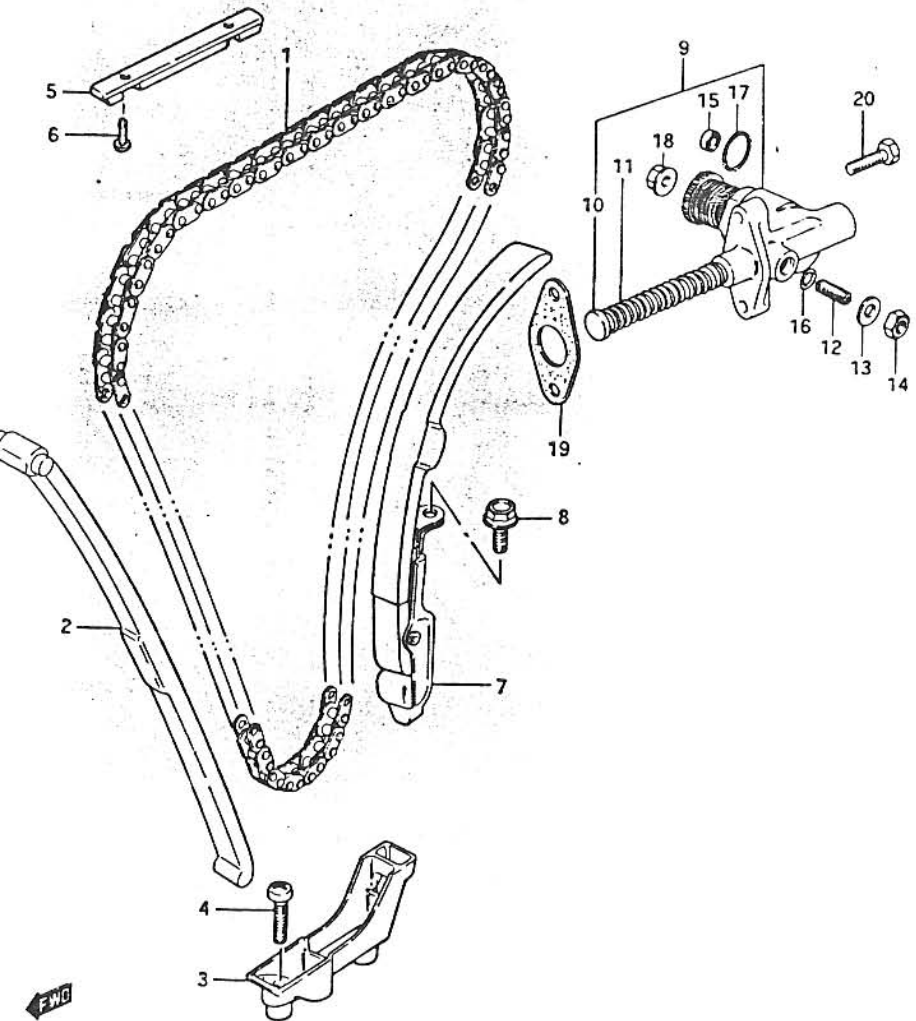
REF.NO.	PART NO.	DESCRIPTION	Q'TY	REMARKS
1-1	12700-45810	CAM SHAFT, intake	1	
1-2	12700-49810	CAM SHAFT, intake	1	E2,E4,E15,E16,E17,E18, E21,E22,E25,E26,E34,E39
2-1	12712-45070	.SHIM (T:0.4)	1	
2-2	12712-45071	.SHIM (T:0.5)	1	
2-3	12712-45072	.SHIM (T:0.6)	1	
3-1	12741-47002	SPROCKET, intake (NT:30)	1	
3-2	12741-45111	SPROCKET, intake (NT:30)	1	E2,E4,E15,E16,E17,E18, E21,E22,E25,E26,E34,E39
4	09103-07001	BOLT	2	
5-1	12700-49820	CAM SHAFT, exhaust	1	
5-2	12700-45820	CAM SHAFT, exhaust	1	E2,E4,E15,E16,E17,E18, E21,E22,E25,E26,E34,E39
6-1	12712-45070	.SHIM (T:0.4)	1	
6-2	12712-45071	.SHIM (T:0.5)	1	
6-3	12712-45072	.SHIM (T:0.6)	1	
7	12751-47002	SPROCKET, exhaust (NT:30)	1	
8	09103-07001	BOLT	2	
9	12840-49200	ARM, valve rocker	8	
10	12842-49210	.SCREW	16	
11	12843-49210	.NUT	16	
12	12860-49200	SHAFT, valve rocker arm	4	
13	09440-13014	SPRING	8	
14	01107-06308	BOLT	4	
15	08322-21068	WASHER	4	
16	12911-49220	VALVE, intake	8	
17	12912-49220	VALVE, exhaust	8	
18	12920-49210	SPRING SET, valve	16	from 12900-49810
19	12931-49200	RETAINER, spring	16	
20	12933-49200	SEAT, spring	16	
21	12932-49200	COTTER, valve	32	
22	09289-05003	OIL SEAL	16	

FIG.15

C - 4

11

FIG.15 (C- 4) CAM CHAIN (model Z)



REF.NO.	PART NO.	DESCRIPTION	Q'TY	REMARKS
1	12760-49011	CHAIN, drive (120L)	1	
2	12771-45052	GUIDE, cam chain	1	
3	12776-49000	HOLDER, guide	1	
4	02112-06208	SCREW	2	
5-1	12782-47040	GUIDE, cam chain (H:5)	1	-E.No.139594
5-2	12782-49200	GUIDE, cam chain (H:10)	1	E.No.139595-
6	02112-05128	SCREW	2	
7	12810-49250	TENSIONER, cam chain	1	
8	01517-08168	BOLT	1	
9	12830-09300	ADJUSTER ASSY, tensioner	1	
10	12833-47001	.PUSH ROD	1	
11	09440-12017	.SPRING	1	
12	12838-45001	.SCREW	1	
13	08322-11088	.WASHER	1	
14	08310-12088	.NUT	1	
15	09284-10006	.OIL SEAL	1	
16	09280-06005	.O RING	1	
17	09280-21013	.O RING	1	
18	09159-06017	.NUT	1	
19	12837-47000	GASKET, tensioner	1	
20	09128-06024	BOLT	2	

FIG.16 (C-5) : model D

Revised 1 Jun., '83

FIG.16

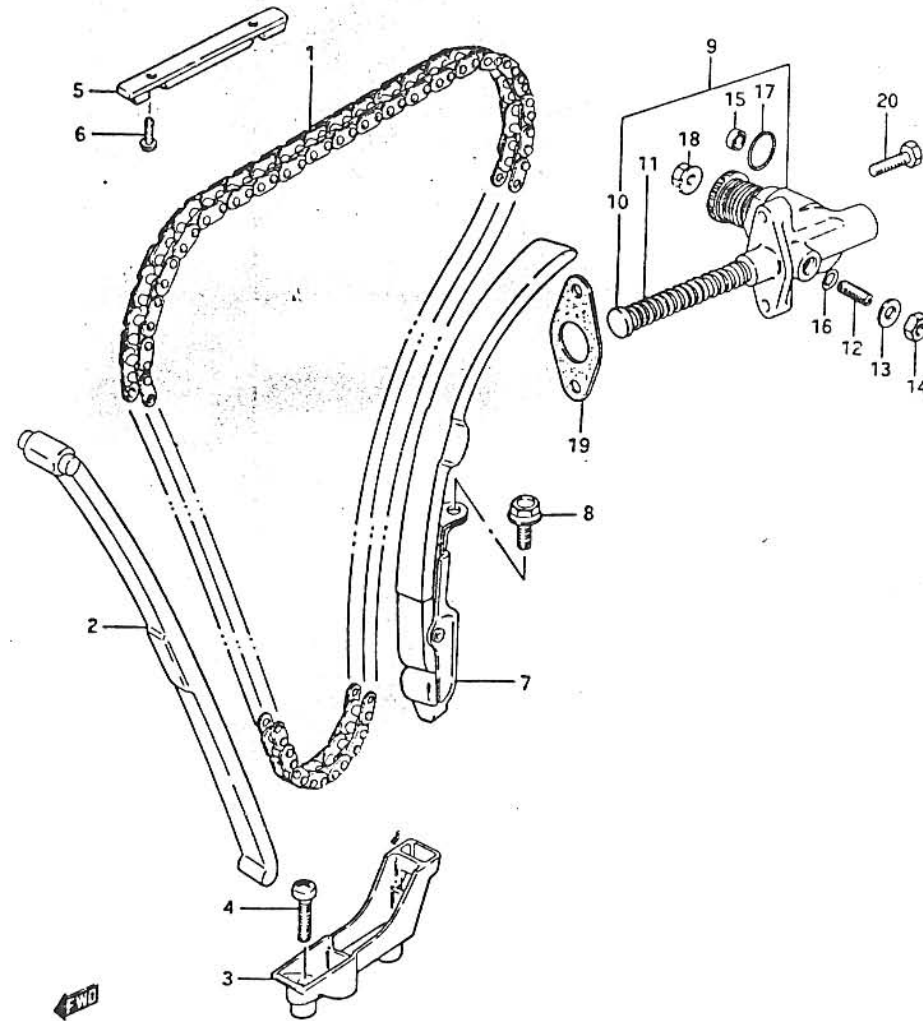
C - 5

12

FIG.16 (C- 5) CAM CHAIN (model D)

Q'TY

REF.NO.	PART NO.	DESCRIPTION	Q'TY	REMARKS
1	12760-49011	CHAIN, drive (120L)	1	
2	12771-45052	GUIDE, cam chain	1	
3	12776-49000	HOLDER, guide	1	
4	02112-06208	SCREW	2	
5	12782-49200	GUIDE, cam chain (H:10)	1	E.No.139595-
6	02112-05128	SCREW	2	
7	12810-49250	TENSIONER, cam chain	1	
8	01517-08168	BOLT	1	
9	12830-47011	ADJUSTER ASSY, tensioner	1	
10	12833-47001	.PUSH ROD	1	
11	09440-12017	.SPRING	1	
12	12838-45010	.SCREW	1	
13	08322-11085	.WASHER	1	
14	08310-11085	.NUT	1	
15	09284-10006	.OIL SEAL	1	
16	09280-06005	.O RING	1	
17	09280-21013	.O RING	1	
18	08316-16065	.NUT	1	
19	12837-47000	GASKET, tensioner	1	
20	09128-06022	BOLT	2	



Revised 1 Jun., '83

GSX1100SD E1

SX1100SD E1

FIG.17

C - 6

FIG.17 (C- 6) CARBURETOR (model Z)

Q'TY

REMARKS

REF.NO.	PART NO.	DESCRIPTION	Q'TY	REMARKS
1-1	13201-49250	CARBURETOR, LH	1	
1-2	13201-49260	CARBURETOR, LH	1	E4,E21,E22,E25,E26,E34
2-1	13202-49250	CARBURETOR, ML	1	
2-2	13202-49260	CARBURETOR, ML	1	E4,E21,E22,E25,E26,E34
3-1	13203-49250	CARBURETOR, MR	1	
3-2	13203-49260	CARBURETOR, MR	1	E4,E21,E22,E25,E26,E34
4-1	13204-49250	CARBURETOR, RH	1	
4-2	13204-49260	CARBURETOR, RH	1	E4,E21,E22,E25,E26,E34
5-1	13500-49250	.DIAPHRAGM	4	
5-2	13500-49260	.DIAPHRAGM	4	E4,E21,E22,E25,E26,E34
6	13394-31210	.E RING	4	
7	13387-44030	.RING	4	
8	13389-44030	.GUIDE HOLDER	4	
9	13503-49200	.SPRING	4	
10	13581-44030	.CLIP	4	
11	13383-49210	.NEEDLE, jet (5059-3)	4	
12	13557-49200	.GASKET	2	ML,MR
13	13578-47070	.CAP	2	RH,LH
14	08310-22088	.NUT	1	MR
15	13606-47070	.WASHER	1	MR
16	13573-47070	.SPRING	1	LH
17	13550-49200	.SHAFT	1	LH
18	13621-49160	.BRACKET	1	MR
19	13550-49210	.SHAFT	1	ML
20	13563-47070	.PIN	3	LH,ML,RH
21	13573-45110	.SPRING	1	ML
22	13553-47070	.LEVER	1	ML
23	13555-47070	.LEVER	1	MR
24	13573-47080	.SPRING	2	MR,RH
25	13550-49220	.SHAFT	1	RH
26	13651-51010	.SEAT	8	
27	13617-44080	.E RING	2	LH,RH
28	13557-47070	.GASKET	2	LH,RH

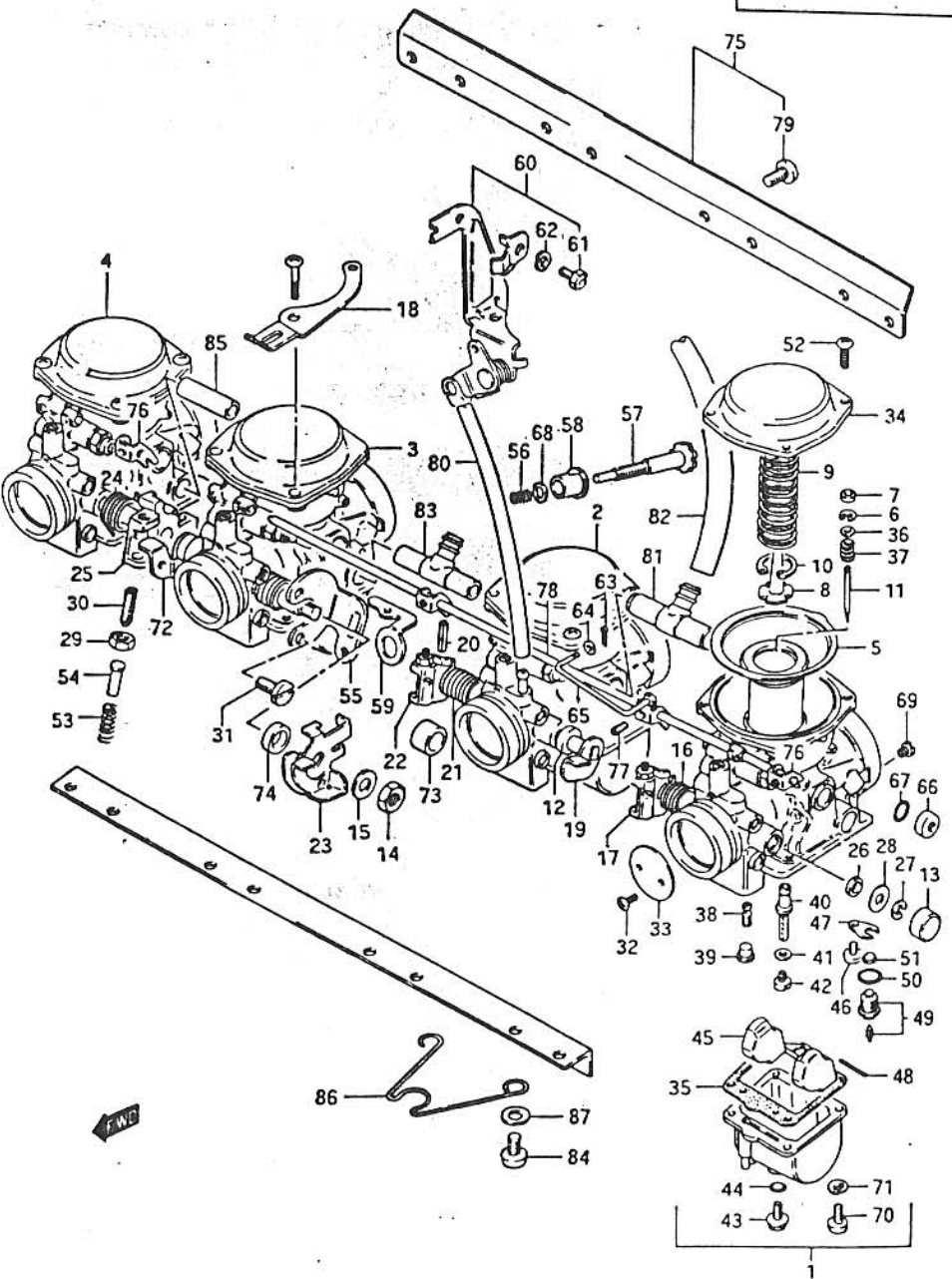
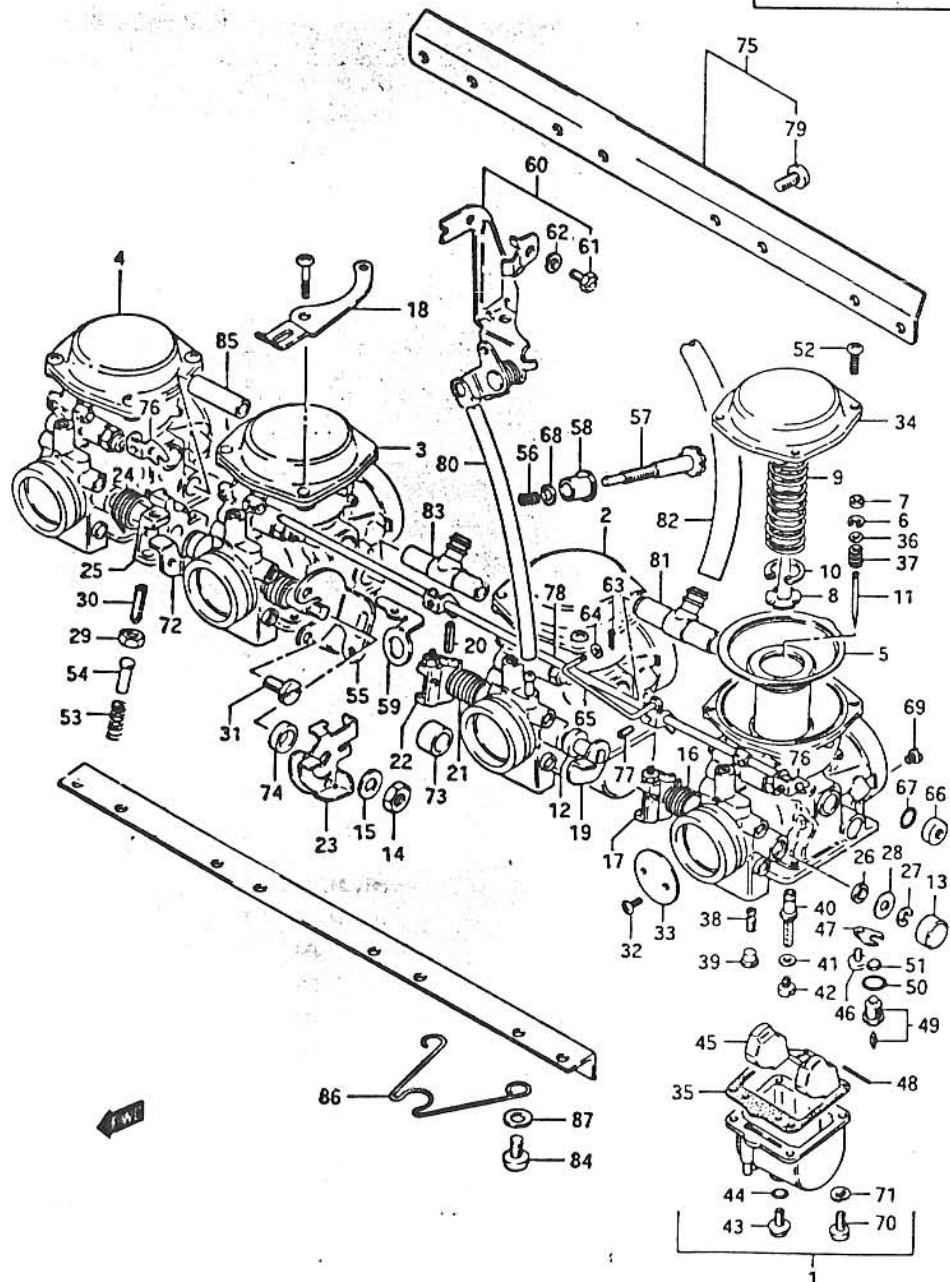


FIG.18 (C-9) : model D

FIG.17

C - 7

FIG.17 (C- 7) CARBURETOR (model Z)



REF.NO.	PART NO.	DESCRIPTION	Q'TY	REMARKS
29	13607-47070	.NUT	3	LH,ML,RH
30	13605-47080	.SCREW	3	LH,ML,RH
31	13605-49200	.SCREW	2	MR
32	13604-44080	.SCREW	8	
33	13551-49200	.VALVE, throttle (135)	4	
34	13502-49250	.COVER, diaphragm	4	
35	13251-44080	.GASKET	4	
36	13382-44030	.WASHER	4	
37	13388-44030	.SPRING	4	
38	09492-47007	.JET, pilot (47.5)	4	
39	13357-44080	.PLUG	4	
40	09494-00342	.JET, needle (X-2)	4	
41	13332-44080	.WASHER	4	
42	09491-21014	.JET, main (107.5)	4	from 09491-21006
43	13247-44080	.SCREW	4	
44	13246-44080	.O RING	4	
45	13250-44080	.FLOAT	4	
46	02112-04068	.SCREW	4	
47	13373-11400	.PLATE	4	
48	13254-92311	.PIN	4	
49	13370-11400	.VALVE, needle	4	
50	13374-44080	.O RING	4	
51	13376-65010	.FILTER	4	
52	02112-05168	.SCREW	16	
53	13268-44010	.SPRING	3	LH,ML,RH
54	13575-47070	.PIN	3	LH,ML,RH
55	13627-45110	.BRACKET	1	MR
56	13271-93011	.SPRING	1	MR
57	13267-47070	.ADJUSTER	1	MR
58	13276-31210	.BUSH	1	MR
59	13627-44090	.BRACKET	1	MR

FIG.18 (C-9) : model D

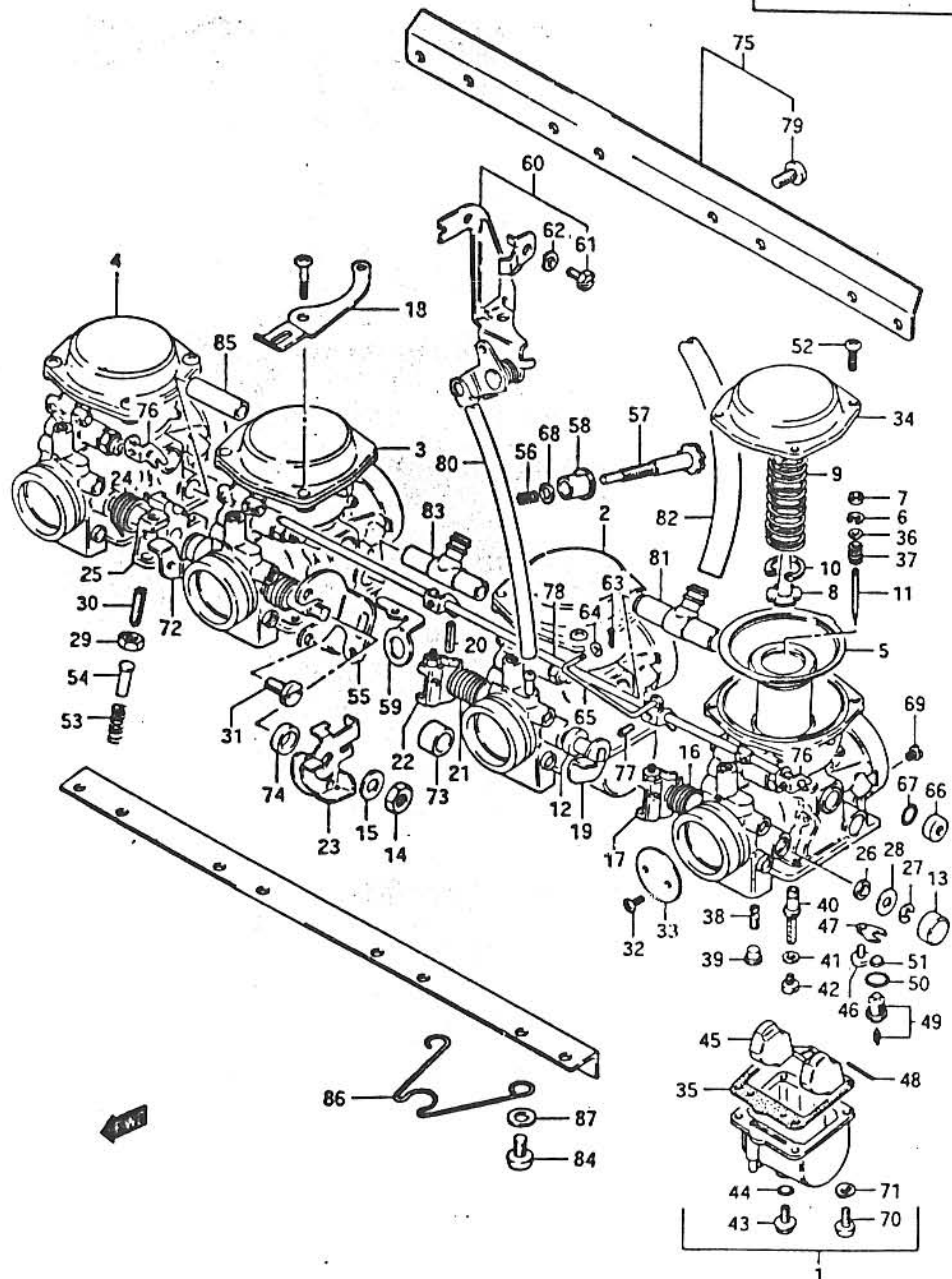
Revised 1 Jun., '83

FIG. 17

C - 8

FIG.17 (C- 8) CARBURETOR (model Z)

Q'TY



REF.NO.	PART NO.	DESCRIPTION	Q'TY	REMARKS
60	13624-45500	.BRACKET ASSY	1	ML
61	01104-05108	..BOLT	1	ML
62	08321-21058	..LOCK WASHER	1	ML
63	04111-10108	..COTTER PIN	2	ML
64	13523-98010	..WASHER	4	ML
65	13422-47070	..LEVER	1	ML
66	13682-31210	.CAP, starter	4	
67	13278-47090	.O RING	4	
68	13432-47090	.WASHER	1	MR
69	09493-32002	.JET, pilot air (160)	4	
70	02112-05168	.SCREW	16	
71	08321-21058	.LOCK WASHER	16	
72	13550-49230	.SHAFT	1	MR
73	13574-49200	.RING	1	ML
74	13574-45120	.RING	1	MR
75	13210-49250	FLANGE ASSY	1	
76	13422-44080	.LEVER	3	
77	13605-47070	.SCREW	4	
78	13410-49220	.SHAFT	1	
79	13605-47090	.SCREW	8	
80	13683-45110	.HOSE	1	
81	13685-49210	.NIPPLE	2	
82	13683-49160	.HOSE	2	
83	13685-49200	.NIPPLE	1	
84	02112-06168	.SCREW	8	
85	13685-47070	.NIPPLE	2	
86	13619-49210	.CLIP	1	
87	13615-49200	.WASHER	2	

FIG.18 (C-9) : model D

FIG. 18

C - 9

FIG. 18 (C-9) CARBURETOR (model D)

Q'TY

REMARKS

REF.NO.	PART NO.	DESCRIPTION	Q'TY	REMARKS
1-1	13201-49330	CARBURETOR, LH	1	
1-2	13201-49390	CARBURETOR, LH	1	E15,E16,E17,E39
1-3	13201-49340	CARBURETOR, LH	1	E2,E4,E21,E22,E25,E26,E34
1-4	13201-49510	CARBURETOR, LH	1	E18
2-1	13202-49330	CARBURETOR, ML	1	
2-2	13202-49390	CARBURETOR, ML	1	E15,E16,E17,E39
2-3	13202-49340	CARBURETOR, ML	1	E2,E4,E21,E22,E25,E26,E34
2-4	13202-49510	CARBURETOR, ML	1	E18
3-1	13203-49330	CARBURETOR, MR	1	
3-2	13203-49390	CARBURETOR, MR	1	E15,E16,E17,E39
3-3	13203-49340	CARBURETOR, MR	1	E2,E4,E21,E22,E25,E26,E34
3-4	13203-49510	CARBURETOR, MR	1	E18
4-1	13204-49330	CARBURETOR, RH	1	
4-2	13204-49390	CARBURETOR, RH	1	E15,E16,E17,E39
4-3	13204-49340	CARBURETOR, RH	1	E2,E4,E21,E22,E25,E26,E34
4-4	13204-49510	CARBURETOR, RH	1	E18
5-1	13500-49250	.DIAPHRAGM	4	
5-2	13500-49260	.DIAPHRAGM	4	E2,E4,E21,E22,E25,E26,E34
5-3	13500-49510	.DIAPHRAGM	4	E18
6	13394-31210	.E RING	4	
7	13387-44030	.RING	4	
8	13389-44030	.GUIDE HOLDER	4	
9	13503-49200	.SPRING	4	
10	13581-44030	.CLIP	4	
11	13383-49210	.NEEDLE, Jet (5059-3)	4	
12	13557-49200	.GASKET	2	ML,MR
13	13578-45530	.CAP	2	RH,LH
14	08310-22088	.NUT	1	MR
15	13606-47070	.WASHER	1	MR
16	13573-47070	.SPRING	1	LH
17	13550-49200	.SHAFT	1	LH
18	13621-45530	.BRACKET	1	MR
19	13550-49210	.SHAFT	1	ML
20	13563-47070	.PIN	3	LH,ML,RH
21	13573-45110	.SPRING	1	ML
22	13553-47070	.LEVER	1	ML
23	13555-47070	.LEVER	1	MR

Revised 1 Jun., '83

GSX1100SD E1

1100SD E1

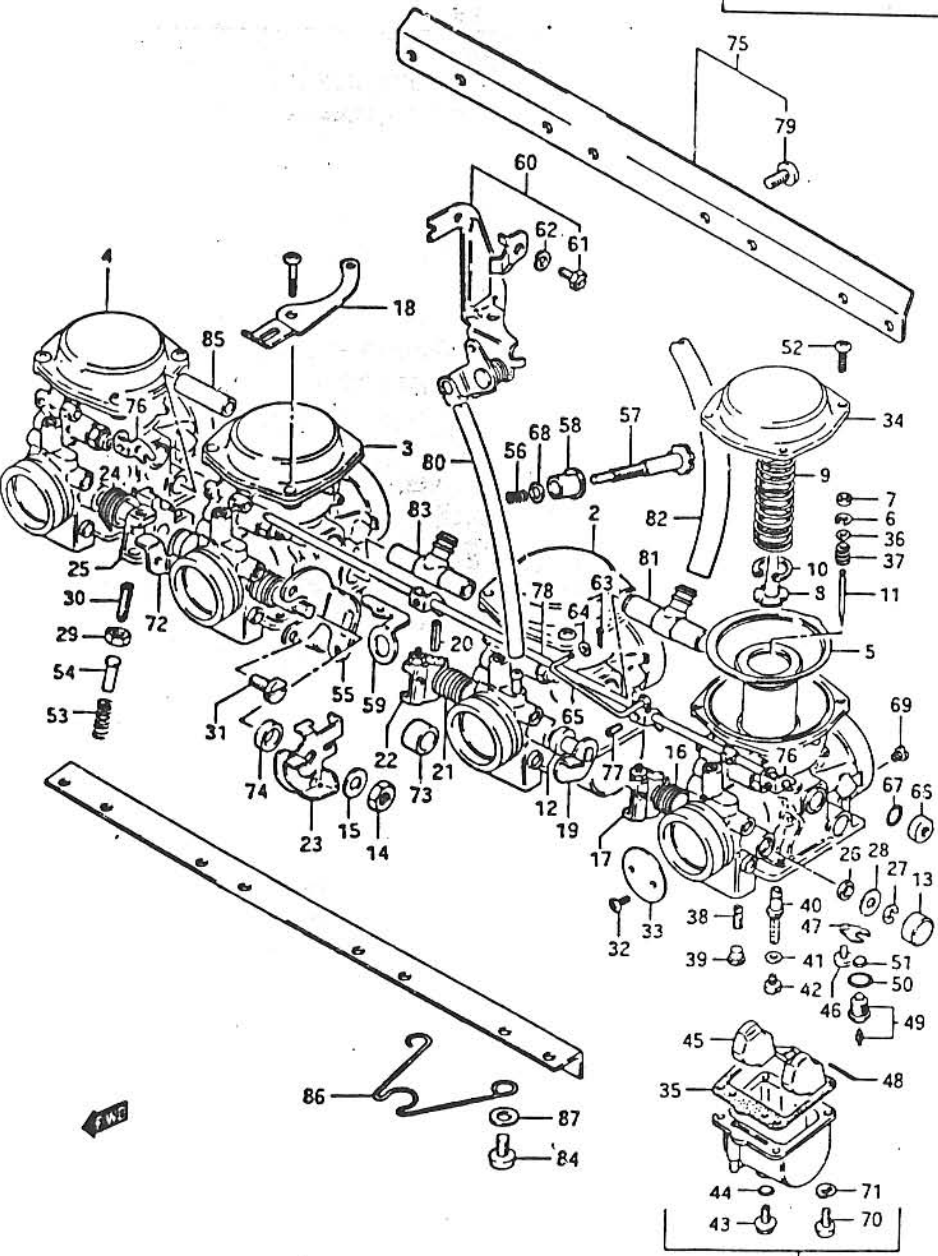
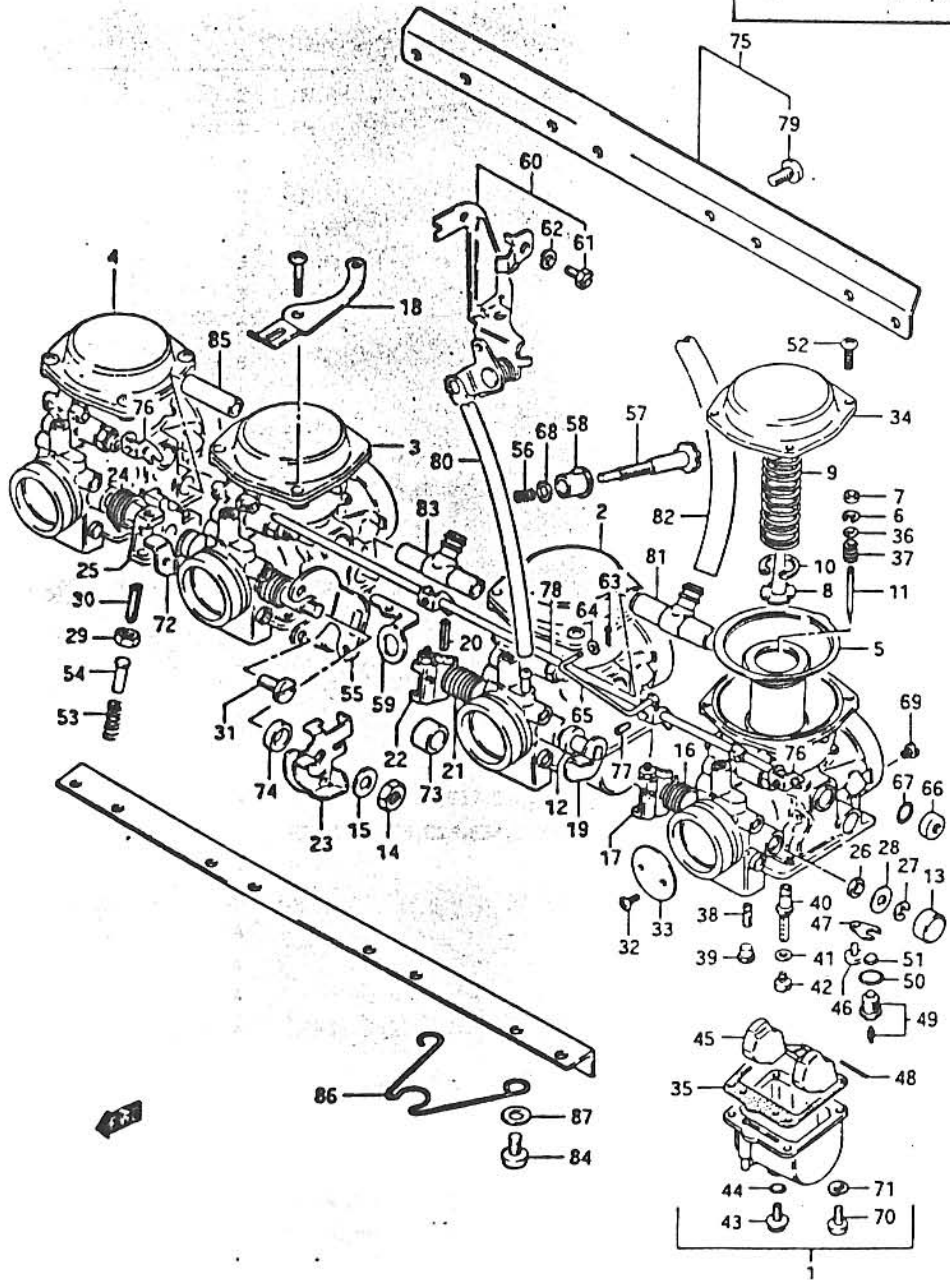


FIG.18

C - 10

FIG.18 (C-10) CARBURETOR (model D)

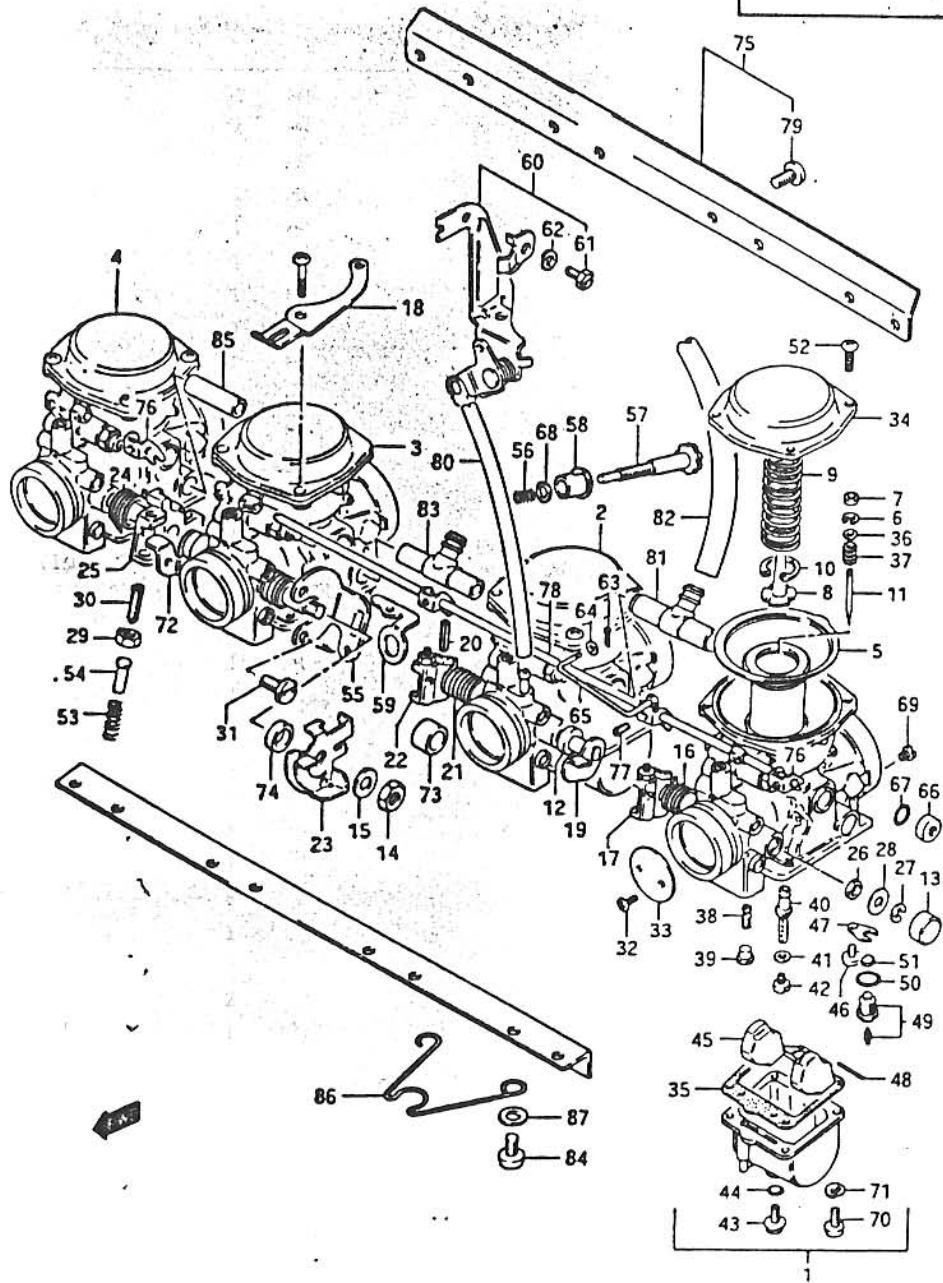


REF.NO.	PART NO.	DESCRIPTION	Q'TY	REMARKS
24	13573-47080	.SPRING	2	MR,RH
25	13550-49220	.SHAFT	1	RH
26	13651-51010	.SEAT	8	
27	13617-44080	.E RING	2	LH,RH
28	13557-47070	.GASKET	2	LH,RH
29	13607-47070	.NUT	3	LH,ML,RH
30	13605-47080	.SCREW	3	LH,ML,RH
31	13605-45420	.SCREW	2	MR
32	13604-44080	.SCREW	8	
33	13551-49200	.VALVE, throttle (135)	4	
34-1	13502-49330	.COVER, diaphragm	4	
34-2	13502-49510	.COVER, diaphragm	4	E18
35	13251-44080	.GASKET	4	
36	13382-44030	.WASHER	4	
37	13388-44030	.SPRING	4	
38-1	09492-47011	.JET, pilot (47.5)	4	
38-2	09492-47007	.JET, pilot (47.5)	4	E18
39	13357-44080	.PLUG	4	
40	09494-00367	.JET, needle (X-2)	4	
41	13332-44080	.WASHER	4	
42-1	09491-22015	.JET, main (112.5)	4	
42-2	09491-21014	.JET, main (107.5)	4	E2,E4,E15,E16,E17,E18, E21,E22,E25,E26,E34,E39
43	13247-44080	.SCREW	4	
44	13246-44080	.O RING	4	
45	13250-44080	.FLOAT	4	
46	02112-04068	.SCREW	4	
47	13373-11400	.PLATE	4	
48	13254-92311	.PIN	4	
49	13370-11400	.VALVE, needle	4	
50	13374-44080	.O RING	4	
51	13376-65010	.FILTER	4	
52	02112-05168	.SCREW	16	
53	13268-44010	.SPRING	3	LH,ML,RH
54	13575-47070	.PIN	3	LH,ML,RH

FIG.18

C-11

FIG.18 (C-11) CARBURETOR (model D)



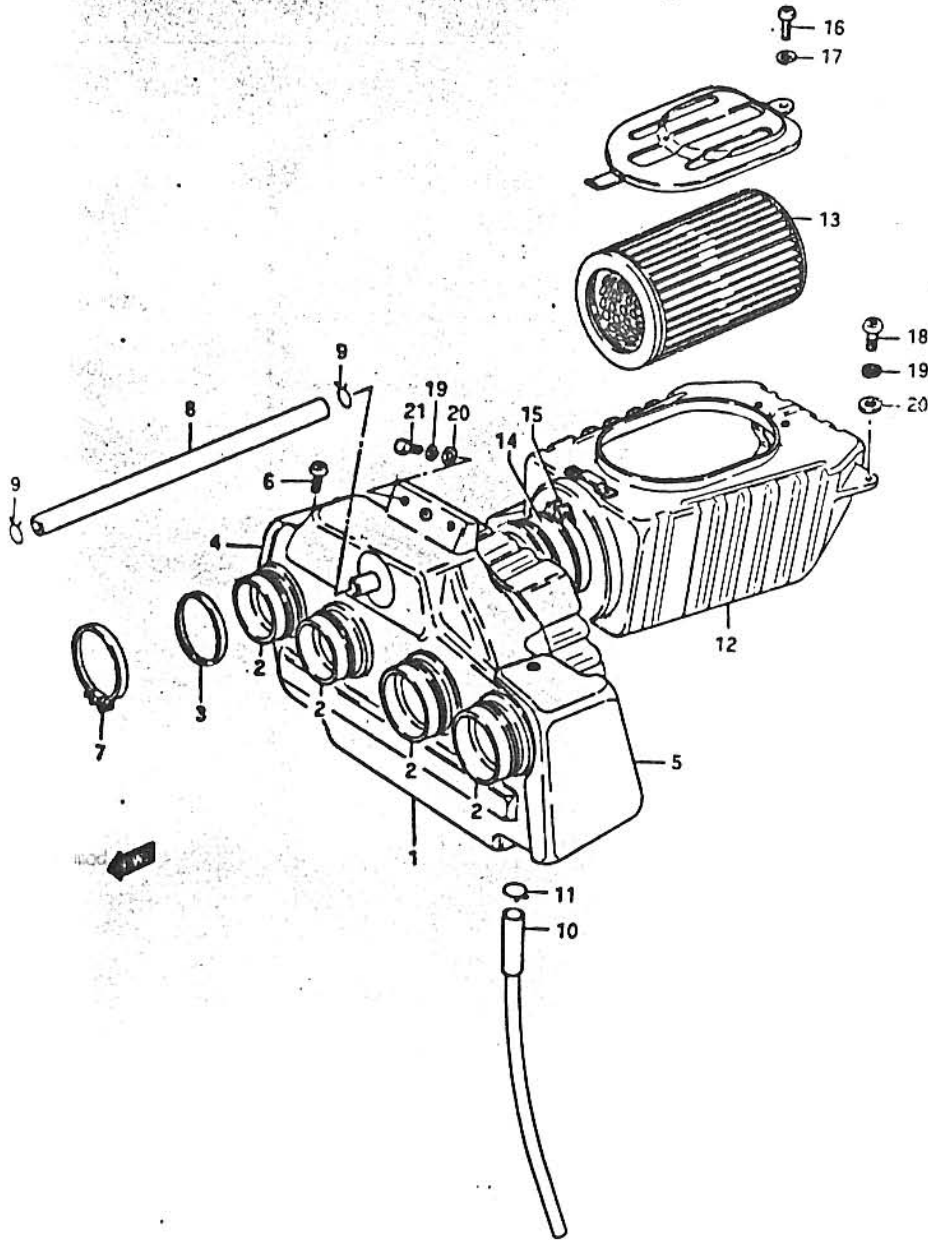
REF.NO.	PART NO.	DESCRIPTION	Q'TY	REMARKS
55	13627-45110	.BRACKET	1	MR
56	13271-93011	.SPRING	1	MR
57	13267-47070	.ADJUSTER	1	MR
58	13276-31210	.BUSH	1	MR
59	13627-44090	.BRACKET	1	MR
60	13624-45500	.BRACKET ASSY	1	ML
61	01104-05108	..BOLT	1	ML
62	08321-21058	..LOCK WASHER	1	ML
63	04111-10108	..COTTER PIN	2	ML
64	13523-98010	..WASHER	4	ML
65	13422-47070	..LEVER	1	ML
66	13682-31210	.CAP, starter	4	
67	13278-47090	.O RING	4	
68	13432-47090	.WASHER	1	MR
69	09493-32002	.JET, pilot air (160)	4	
70	02112-05165	.SCREW	16	
71	08321-21055	.LOCK WASHER	16	
72	13550-49230	.SHAFT	1	MR
73	13574-49200	.RING	1	ML
74	13574-45120	.RING	1	MR
75	13210-49330	FLANGE ASSY	1	
76	13422-49330	.LEVER	3	
77	13605-49330	.SCREW	4	
78	13410-49200	.SHAFT	1	
79	02142-05125	.SCREW	8	
80	13683-33200	.HOSE	1	
81	13685-49210	.NIPPLE	2	
82	13683-49160	.HOSE	2	
83	13685-49200	.NIPPLE	1	
84	02112-06165	.SCREW	8	
85	13685-47070	.NIPPLE	2	
86	13619-49210	.CLIP	1	
87	13615-49200	.WASHER	2	

FIG.19

C - 12

25

FIG.19 (C-12) AIR CLEANER (model Z)



REF.NO.	PART NO.	DESCRIPTION	Q'TY	REMARKS
1	13710-49300	CASE ASSY, front	1	
2	13881-49020	.HOSE, outlet	4	
3	13885-47030	.RING	4	
4	13831-45500	.COVER, RH	1	
5	13832-45500	.COVER, LH	1	
6	02311-04108	.SCREW	4	
7	09402-64306	.CLAMP	4	
8	13851-00220	.HOSE, breather (L:220)	1	
9	09401-14301	.CLIP	2	
10	13870-00010	HOSE, drain (L:390)	1	
11	09401-14301	CLIP	1	
12	13700-49840	CASE SET, rear	1	
13	13780-49310	.FILTER	1	
14	13795-49000	.HOSE, joint	1	
15	13797-49000	.CLAMP	2	
16	02112-05128	.SCREW	1	
17	08321-21058	.LOCK WASHER	1	
18	02112-06208	SCREW	2	
19	08321-21068	LOCK WASHER	4	
20	08322-21068	WASHER	4	
21	01107-06208	BOLT	2	

FIG.20 (C-13) : model D

FIG. 20

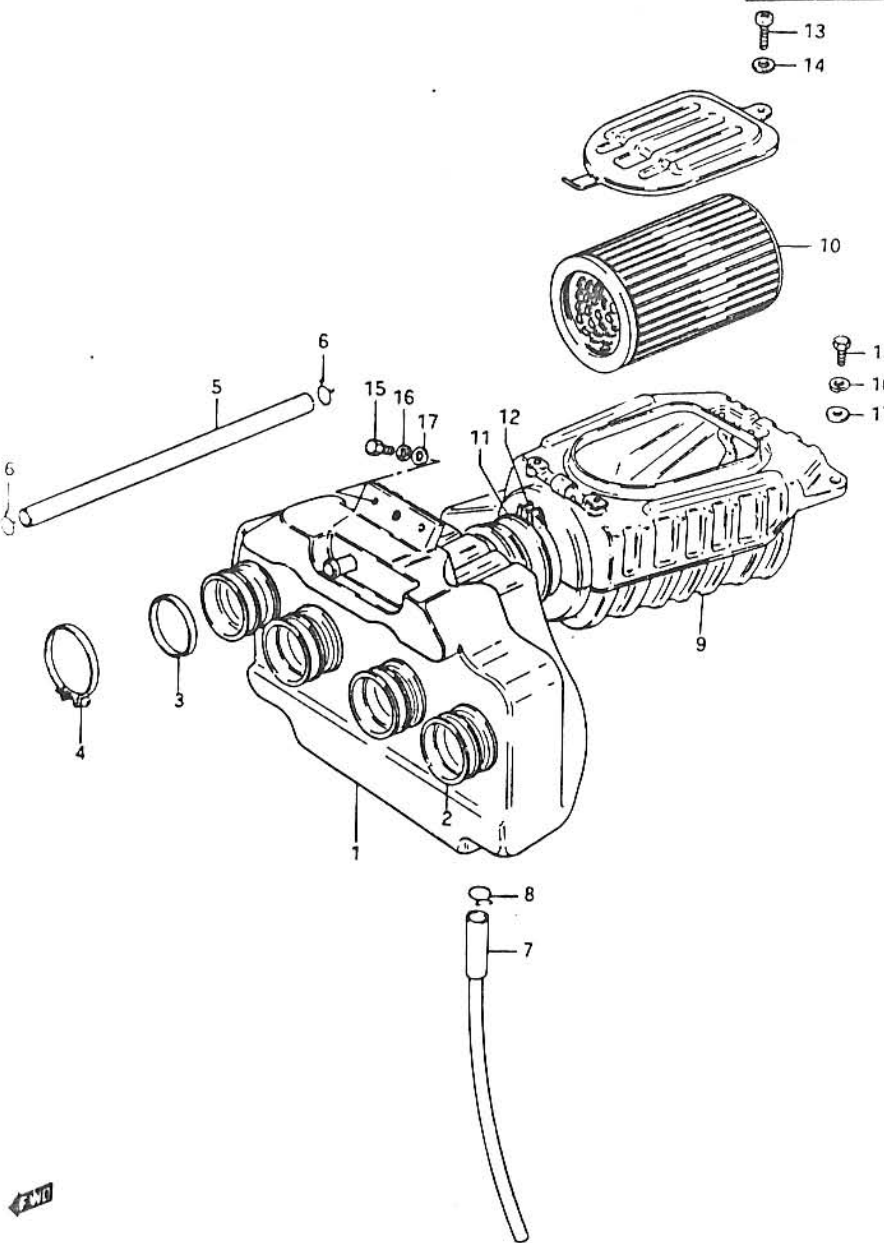
C - 13

FIG. 20 (C-13) AIR CLEANER (model D)

Q'TY

REMARKS

REF.NO.	PART NO.	DESCRIPTION	Q'TY	REMARKS
1	13710-49330	CASE ASSY, front	1	
2	13881-49020	.HOSE, outlet	4	
3	13885-47030	.RING	4	
4	09402-64306	.CLAMP	4	
5	09343-11005	.HOSE, breather (L:240)	1	
6	09401-14301	.CLIP	2	
7	13870-00010	.HOSE, drain (L:390)	1	
8	09401-14301	.CLIP	1	
9-1	13700-49860	CASE SET, rear	1	
9-2	13700-49840	CASE SET, rear	1	E2,E4,E15,E16,E17,E18, E21,E22,E25,E26,E34,E39
10	13780-49310	.FILTER	1	
11	13795-49000	.HOSE, joint	1	
12	13796-49000	.CLAMP	2	
13	02112-05128	.SCREW	1	
14	08322-21058	.WASHER	1	
15	01107-06208	BOLT	4	
16	08321-21068	LOCK WASHER	4	
17	08322-21068	WASHER	4	



Revised 1 Jun., '83

GSX1100SD E1

1100SD E1

FIG. 21

C - 14

16

FIG. 21 (C-14) MUFFLER (model Z)

REF.NO.	PART NO.	DESCRIPTION	Q'TY	REMARKS
1	14100-49300	PIPE, exhaust center	1	
2	14181-11020	GASKET	4	
3-1	14182-49010	CLAMP (H:26.5)	2	
3-2	14182-49011	CLAMP (H:21)	2	
4-1	09106-08018	BOLT (8x45)	8	
4-2	09106-08021	BOLT (8x40)	8	
5	08321-21088	LOCK WASHER	8	
6	14155-49000	PLATE, exhaust pipe	4	
7	14771-49001	CONNECTOR, muffler	2	
8	14459-45420	CLAMP, connector RH	1	
9	14469-45420	CLAMP, connector LH	1	
10	01517-08258	BOLT	2	
11-1	14305-49300	MUFFLER, RH (H:26.5)	1	
11-2	14305-49301	MUFFLER, RH (H:21)	1	
11-3	14301-49310	MUFFLER, RH	1	E4, E21, E22, E25, E26
11-4	14305-49311	MUFFLER, RH (H:26.5)	1	E4, E21, E22, E25, E26, E34
11-5	14305-49312	MUFFLER, RH (H:21)	1	E4, E21, E22, E25, E26, E34
12-1	14306-49300	MUFFLER, LH (H:26.5)	1	
12-2	14306-49301	MUFFLER, LH (H:21)	1	
12-3	14306-49310	MUFFLER, LH	1	E4, E21, E22, E25, E26
12-4	14306-49311	MUFFLER, LH (H:26.5)	1	E4, E21, E22, E25, E26, E34
12-5	14306-49312	MUFFLER, LH (H:21)	1	E4, E21, E22, E25, E26, E34
13	09106-10003	BOLT (10x25)	2	
14	08316-16108	NUT	2	

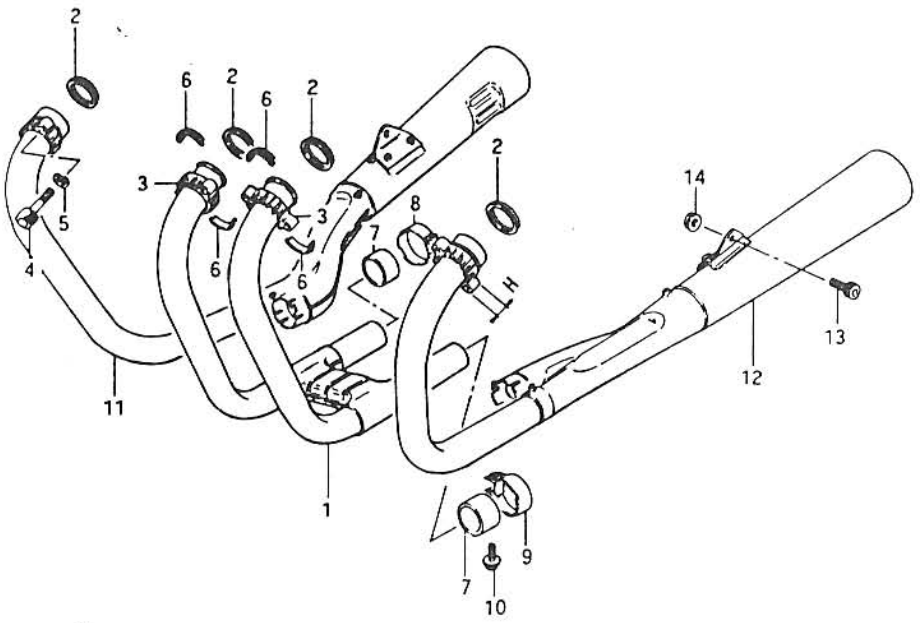


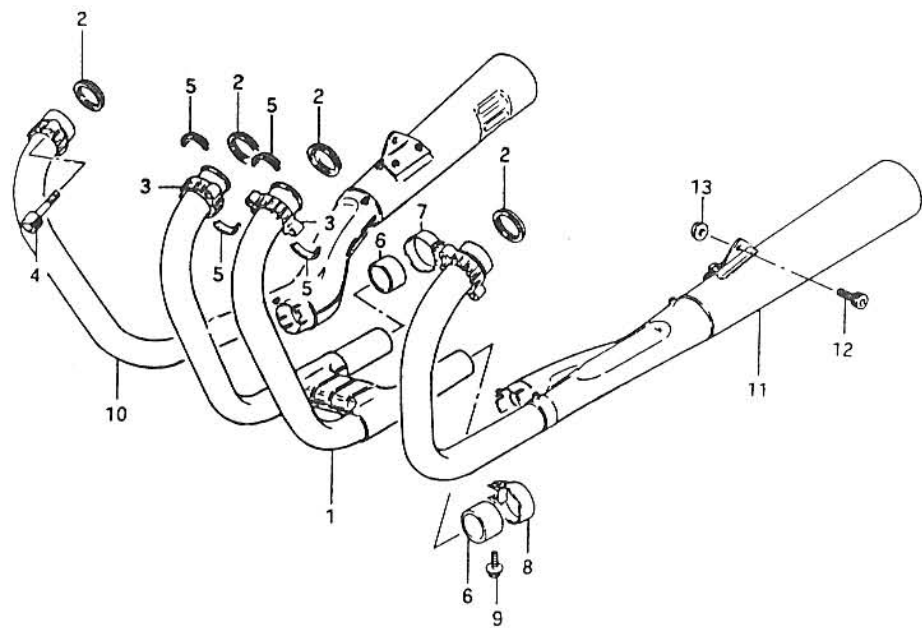
FIG. 22 (C-15) : model D

Revised 1 Jun., '83

FIG. 22

C - 15

FIG. 22 (C-15) MUFFLER (model D)

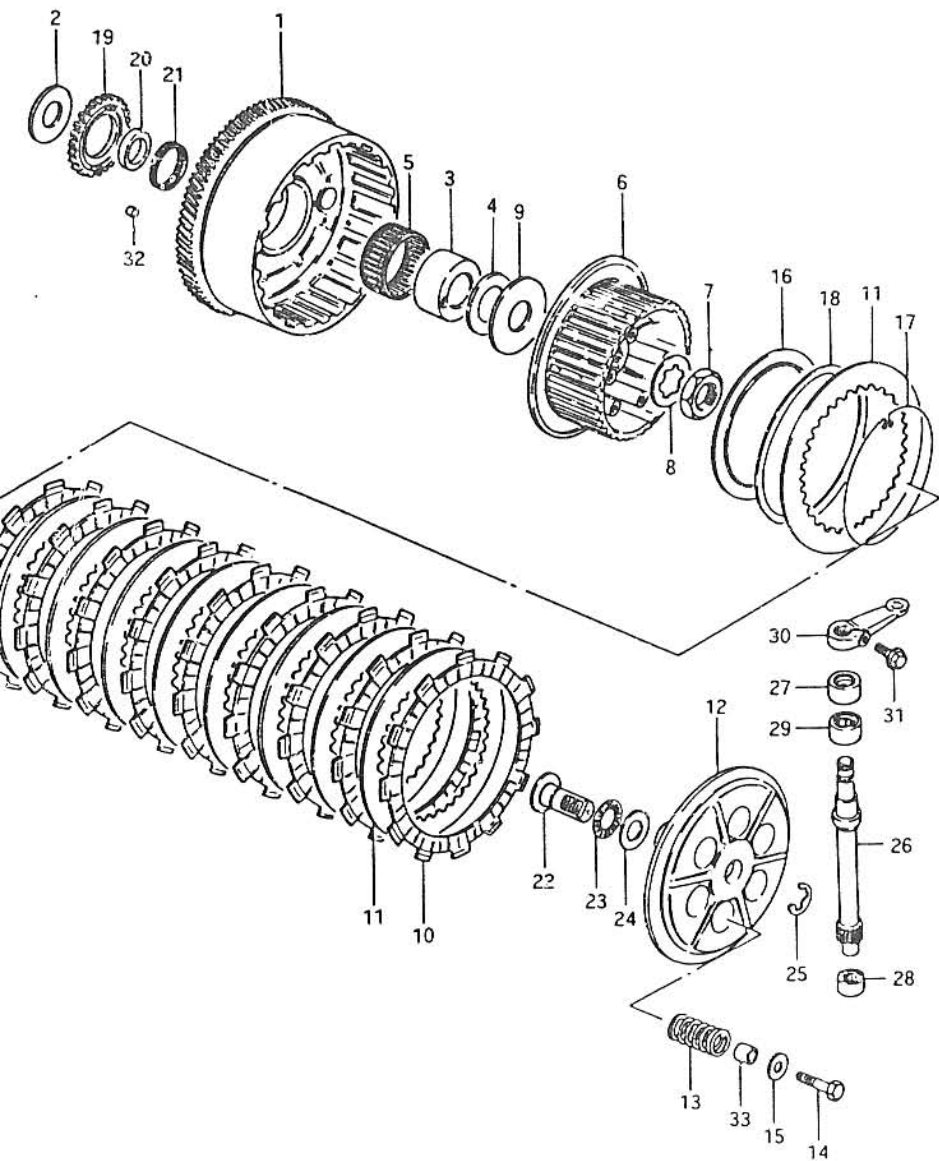


REF.NO.	PART NO.	DESCRIPTION	Q'TY	REMARKS
1-1	14100-49300	PIPE, exhaust center	1	
1-2	14100-49320	PIPE, exhaust center	1	E18
2	14181-11020	GASKET	4	
3	14182-49020	CLAMP	2	
4	09106-08024	BOLT	8	
5	14155-49000	PLATE, exhaust pipe	4	
6	14771-49001	CONNECTOR, muffler	2	
7	14459-45420	CLAMP, connector RH	1	
8	14469-45420	CLAMP, connector LH	1	
9	01517-08258	BOLT	2	
10-1	14305-49342	MUFFLER, RH	1	
10-2	14305-49313	MUFFLER, RH	1	E2,E4,E21,E22,E25, E26,E34
10-3	14305-49303	MUFFLER, RH	1	E15,E16,E17,E39
10-4	14305-49350	MUFFLER, RH	1	E18
11-1	14306-49342	MUFFLER, LH	1	
11-2	14306-49313	MUFFLER, LH	1	E2,E4,E21,E22,E25, E26,E34
11-3	14306-49303	MUFFLER, LH	1	E15,E16,E17,E39
11-4	14306-49350	MUFFLER, LH	1	E18
12	09106-10003	BOLT (10x25)	2	
13	08316-26105	NUT	2	

FIG. 23

D - 2

FIG. 23 (D- 2) CLUTCH

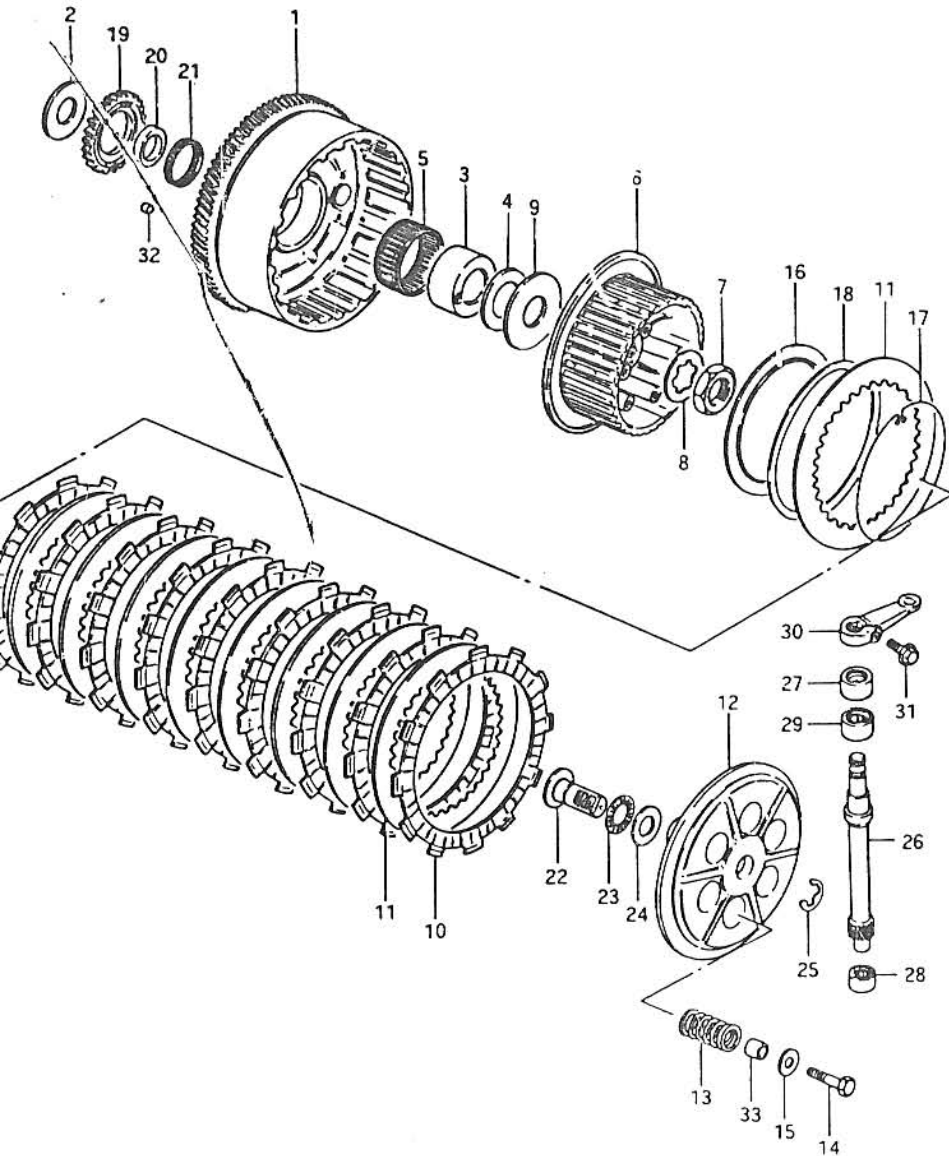


REF.NO.	PART NO.	DESCRIPTION	Q'TY	REMARKS
1-1	21200-49202	GEAR, primary driven	1	NT:87,model Z
1-2	21200-49204	GEAR, primary driven	1	model D,to 21200-49210
2	09160-25023	WASHER	1	
3-1	21251-49200	SPACER (L:28)	1	-E.No.158879
3-2	21251-09300	SPACER (L:27)	1	E.No.158880-
4-1	21261-09300	SHIM (T:1.0)	1	E.No.158880-
4-2	21262-09300	SHIM (T:1.05)	1	E.No.158880-
4-3	21263-09300	SHIM (T:1.1)	1	E.No.158880-
4-4	21264-09300	SHIM (T:1.15)	1	E.No.158880-
4-5	21265-09300	SHIM (T:1.2)	1	E.No.158880-
5	09263-51001	BEARING	1	
6	21411-49203	HUB, sleeve	1	
7	09140-24004	NUT	1	
8	09167-25007	WASHER	1	
9	09160-25022	WASHER	1	
10-1	21441-49200	PLATE, drive	9	model Z
10-2	21441-49210	PLATE, drive	10	model D
11-1	21451-49200	PLATE, driven	9	model Z
11-2	21451-49200	PLATE, driven	11	model D
12	21462-49201	DISK, pressure	1	
13	09440-19014	SPRING	6	
14	01107-06308	BOLT	6	
15	09160-06020	WASHER	6	
16	21471-49100	SEAT, wave washer	1	
17	21481-45100	RING, stopper	1	
18	09164-00003	WAVE WASHER	1	
19	16321-49000	GEAR, oil pump drive (NT:34)	1	from 16321-49990
20	16325-45001	SPACER	1	
21	09263-36002	BEARING	1	
22	23165-49200	RACK, release	1	
23	09263-15003	BEARING	1	
24	09160-15015	WASHER	1	
25	08332-11128	E RING	1	

FIG. 23

D - 3

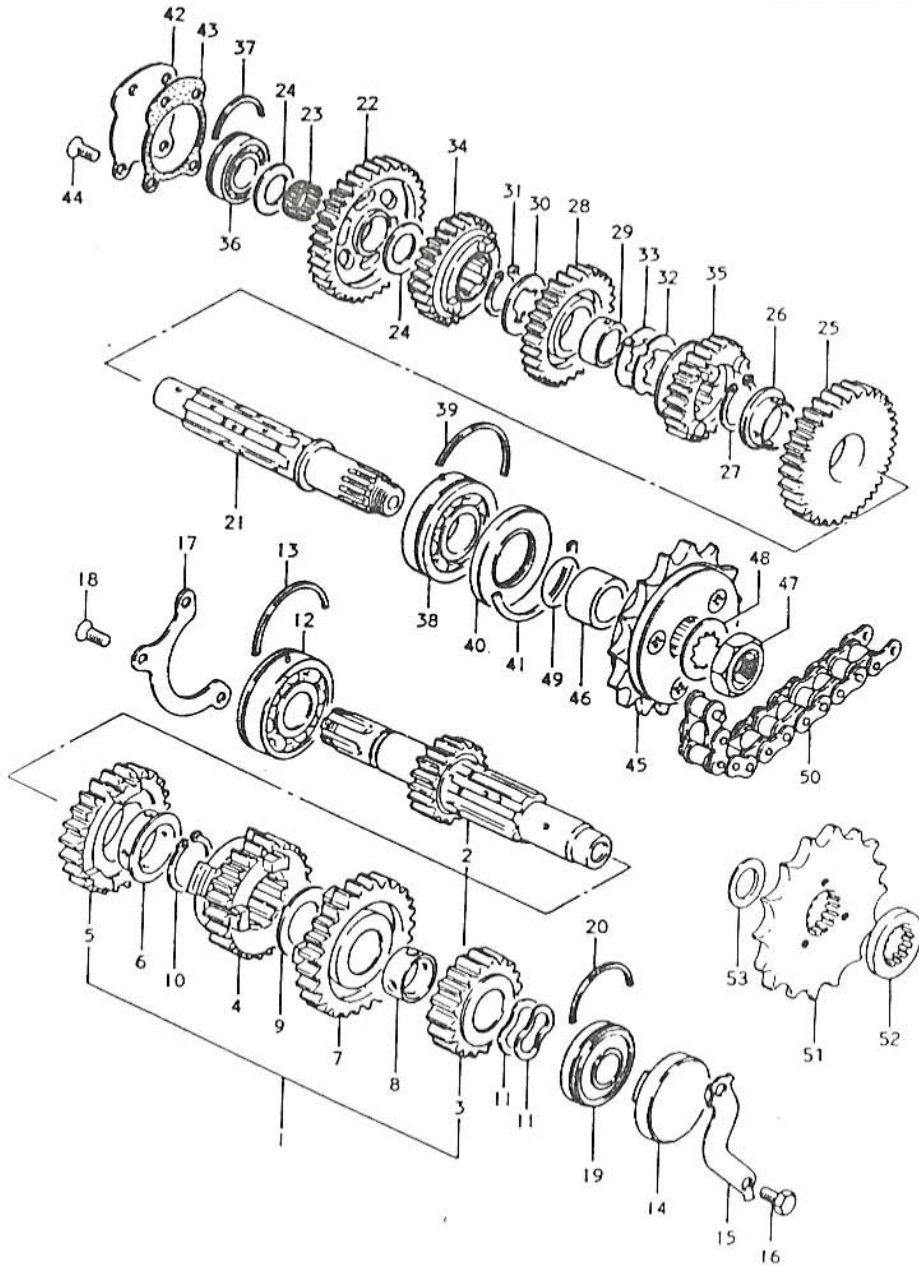
FIG. 23 (D- 3) CLUTCH



REF.NO.	PART NO.	DESCRIPTION	Q'TY	REMARKS
26	Z3261-45400	PINION, release	1	
27	09285-12002	OIL SEAL	1	
28	09263-12014	BEARING	1	
29	09263-15012	BEARING	1	
30	Z3271-45400	ARM, release	1	
31-1	01517-06208	BOLT	1	model Z
31-2	01547-06208	BOLT	1	model D
32	21215-49000	CUSHION	1	
33	09180-06088	SPACER	6	

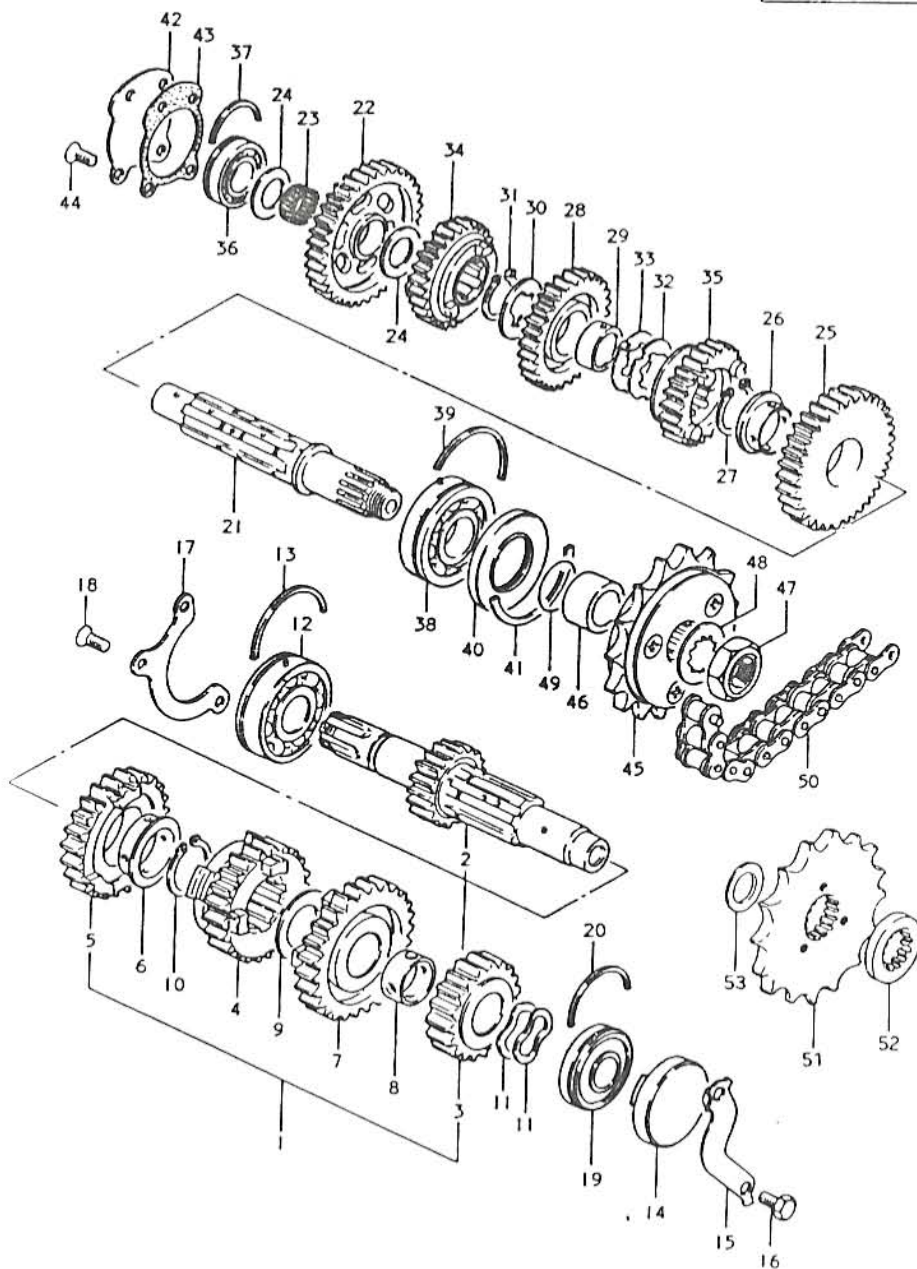
FIG. 24

FIG. 24 (D- 3) TRANSMISSION



REF.NO.	PART NO.	DESCRIPTION	Q'TY	REMARKS
1-1	24120-49200	COUNTERSHAFT ASSY	1	model Z
1-2	24120-49201	COUNTERSHAFT ASSY	1	model D
2-1	24100-49820	.COUNTERSHAFT (NT:14)	1	model Z
2-2	24121-49201	.COUNTERSHAFT (NT:14)	1	model D
3-1	24221-49200	.GEAR, 2nd drive (NT:18)	1	model Z
3-2	24221-49201	.GEAR, 2nd drive (NT:18)	1	model D
4	24231-49200	.GEAR, 3rd drive (NT:21)	1	
5	24241-49200	.GEAR, 4th drive (NT:24)	1	
6	09301-28001	.BUSH	1	
7	24251-49200	.GEAR, 5th drive (NT:26)	1	
8	09300-22005	.BUSH	1	
9	08211-22321	.WASHER	1	
10	08331-11289	.CIRCLIP	1	
11	09164-20004	WAVE WASHER	2	
12	09262-25051	BEARING, RH	1	
13	09390-62006	C RING	1	
14	09241-47004	PLUG, countershaft LH	1	
15	23117-45000	HOLDER	1	
16	01107-06128	BOLT	2	
17	24741-45000	HOLDER, bearing	1	
18	02122-06168	SCREW	3	
19	09262-20044	BEARING, LH	1	
20	09390-47003	C RING	1	
21	24131-49201	DRIVESHAFT	1	
22	24311-49200	GEAR, 1st driven (NT:35)	1	
23	09263-20018	BEARING	1	
24	08211-20341	WASHER	2	
25	24321-49200	GEAR, 2nd driven (NT:32)	1	
26	09301-28001	BUSH	1	
27	08331-11289	CIRCLIP	1	
28-1	24331-49200	GEAR, 3rd driven (NT:29)	1	model Z
28-2	24331-49201	GEAR, 3rd driven (NT:29)	1	model D
29	24332-49000	BUSH	1	
30	09167-28001	WASHER, RH	1	

FIG. 24 (D- 4) TRANSMISSION



REF.NO.	PART NO.	DESCRIPTION	Q'TY	REMARKS
31	08331-11289	CIRCLIP, RH	1	
32	09167-28002	WASHER, LH (T:1.5)	1	
33	09169-28001	WASHER, LH (T:1.0)	1	
34-1	24341-49200	GEAR, 4th driven (NT:27)	1	model Z
34-2	24341-49201	GEAR, 4th driven (NT:27)	1	model D
35-1	24351-49200	GEAR, 5th driven (NT:25)	1	model Z
35-2	24351-49201	GEAR, 5th driven (NT:25)	1	model D
36	09262-20041	BEARING, RH	1	
37	09390-47003	C RING	1	
38	09262-25051	BEARING, LH	1	
39	09390-62006	C RING	1	
40	09283-32012	OIL SEAL	1	
41	09390-62008	C RING	1	
42	24761-45000	PLATE	1	
43	24762-45000	GASKET	1	
44	02122-06168	SCREW	4	
45	27510-49010	SPROCKET, engine (NT:15)	1	
46	09180-25052	SPACER	1	
47	09159-20001	NUT	1	
48	09167-25014	LOCK WASHER	1	
49	09280-25001	O RING	1	
50-1	27600-49220	CHAIN, drive (630x96LE)	1	
50-2	27600-49240	CHAIN, drive (630x98LE)	1	E24,OPT
51-1	27511-37002	SPROCKET, engine (NT:14)	1	E24,OPT
51-2	27511-49210	SPROCKET, engine (NT:13)	1	E24,OPT
51-3	27511-49220	SPROCKET, engine (NT:16)	1	E24,OPT Executed locally
52	27519-45201	SPACER	1	E24,OPT
53	08211-25321	WASHER	1	E24,OPT

GSX1100SD E1

GSX1100SD E1

AIR CLEANER-C-12 CRANKCASE.....B-7 FRAME.....G-2 FUEL COCK.....G-11 MUFFLER.....C-14 REAR WHEEL.....E-5 STEERING STEM.....G-1
 BATTERY.....E-5 CRANKCASE COVER-B-11 FRAME COVER.....

FIG. 25

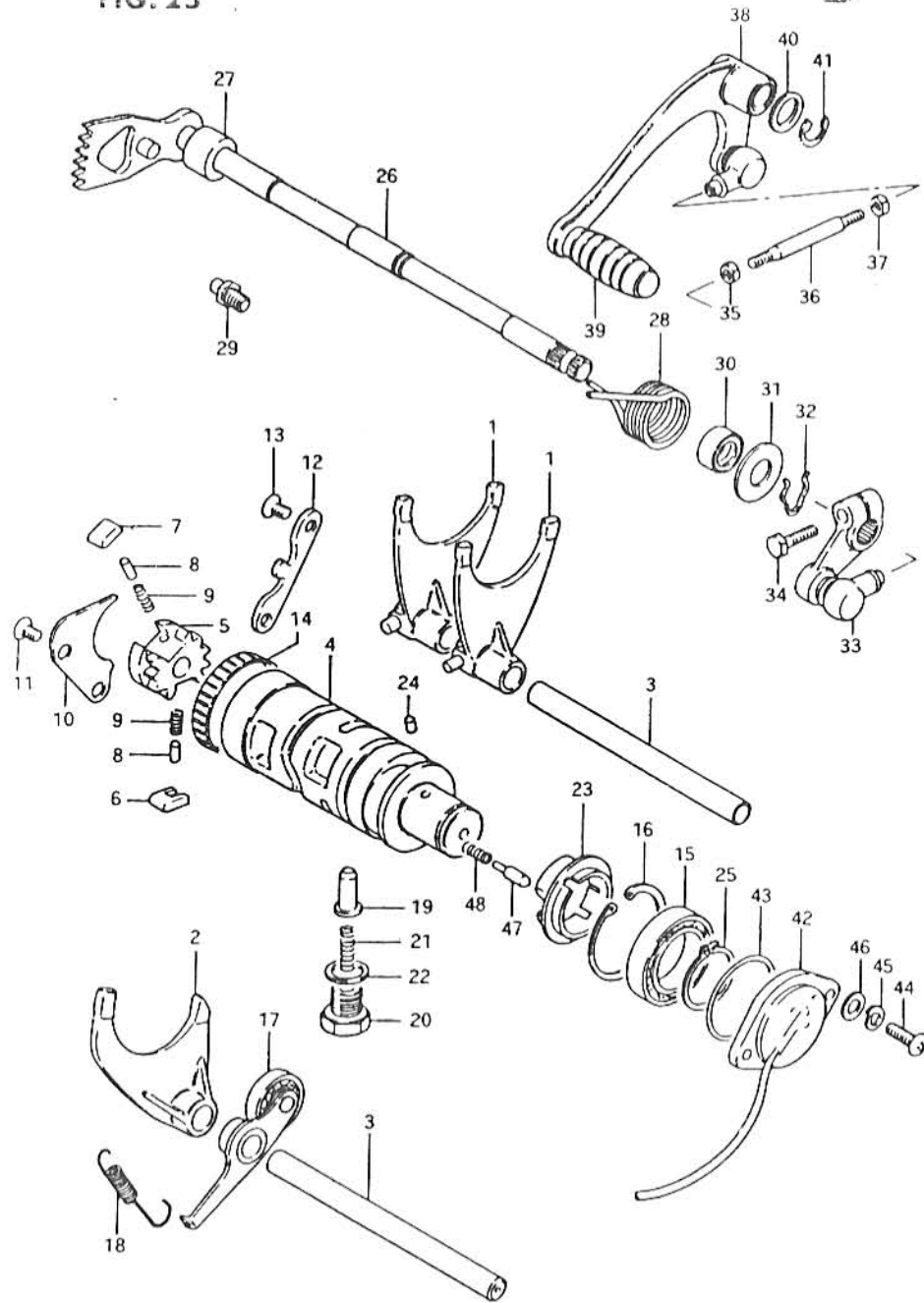


FIG. 25 (0- 6) GEAR SHIFTING

REF.NO.	PART NO.	DESCRIPTION	Q'TY	REMARKS
1	25211-49200	FORK, shifting	2	
2	25231-49201	FORK, shifting	1	
3	25411-49200	SHAFT, gear shifting fork	2	
4	25310-49200	CAM, gear shifting	1	
5	25322-34200	GEAR, cam driven	1	from 25322-11000
6	25323-34200	PAWL, No.1	1	from 25323-11000
7	25324-34200	PAWL, No.2	1	from 25324-11000
8	09261-05003	PIN	2	
9	09440-04003	SPRING	2	
10	25331-49200	LIFTER, pawl	1	
11	02122-06128	SCREW	2	
12	25341-18000	GUIDE, cam	1	
13	02122-06128	SCREW	2	
14	09263-43001	BEARING, RH	1	
15	08110-69050	BEARING, LH	1	
16	08331-41428	CIRCLIP	1	
17	25350-49200	STOPPER, cam	1	
18	09443-08019	SPRING	1	
19	25351-30010	STOPPER, cam	1	
20	25354-30000	HOLDER, stopper	1	
21	09440-06020	SPRING	1	
22	09118-14004	GASKET,	1	
23	25361-49200	PLATE, stopper	1	
24	06211-04063	PIN	1	
25	08331-31258	CIRCLIP	1	
26	25510-45400	SHAFT, gear shifting	1	
27	09180-12068	SPACER	1	
28	09444-26017	SPRING	1	
29	25671-01000	STOPPER, arm	1	
30	09285-12002	OIL SEAL	1	
31	09160-12020	WASHER	1	
32	09384-12001	CIRCLIP	1	

Revised 1 Jun., '83

GSX1100SD E1

GSX1100SD E1

AIR CLEANER-C-12 CRANKCASE.....B-7 FRAME.....G-2 FUEL COCK.....H-11 MUFFLER.....C-14 REAR WHEEL.....I-10 STEERING.....J-10
 BATTERY.....E-5 CRANKCASE COVER.....B-11 FRAME COVER.....

FIG. 25

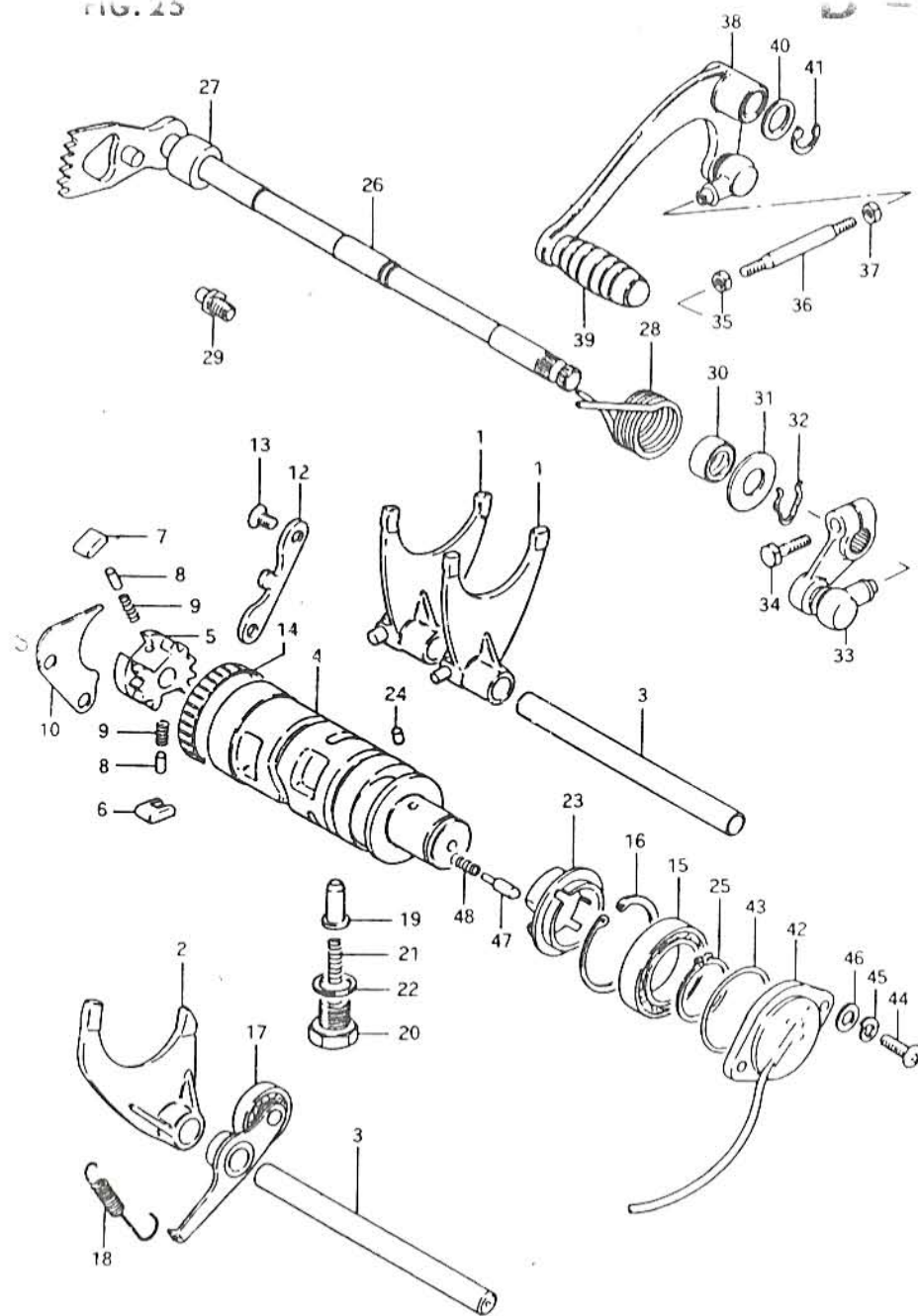


FIG. 25 (D- 7) GEAR SHIFTING

REF.NO.	PART NO.	DESCRIPTION	Q'TY	REMARKS
33-1	25520-47000	ARM	1	model Z, to 25520-47020
33-2	25520-49310	ARM	1	model D
34	01107-06258	BOLT	1	
35	08310-11068	NUT, R	1	
36	25525-49300	ROD	1	
37	09140-06011	NUT, L	1	
38-1	25600-49301	LEVER ASSY, shifting	1	model Z
38-2	25600-49310	LEVER ASSY, shifting	1	model D
39	25652-49300	.COVER	1	
40	09160-12011	WASHER	1	
41	08331-31128	CIRCLIP	1	
42	37720-49200	BODY, shifting switch	1	
43	09280-36001	O RING	1	
44	02112-05128	SCREW	2	
45	08321-21058	LOCK WASHER	2	
46	08322-21058	WASHER	2	
47	09209-05011	CONTACT	1	
48	09440-04010	SPRING	1	

100SD E1

AIR CLEARER-C-12 CRANKCASE-1100 R-7 FRAME

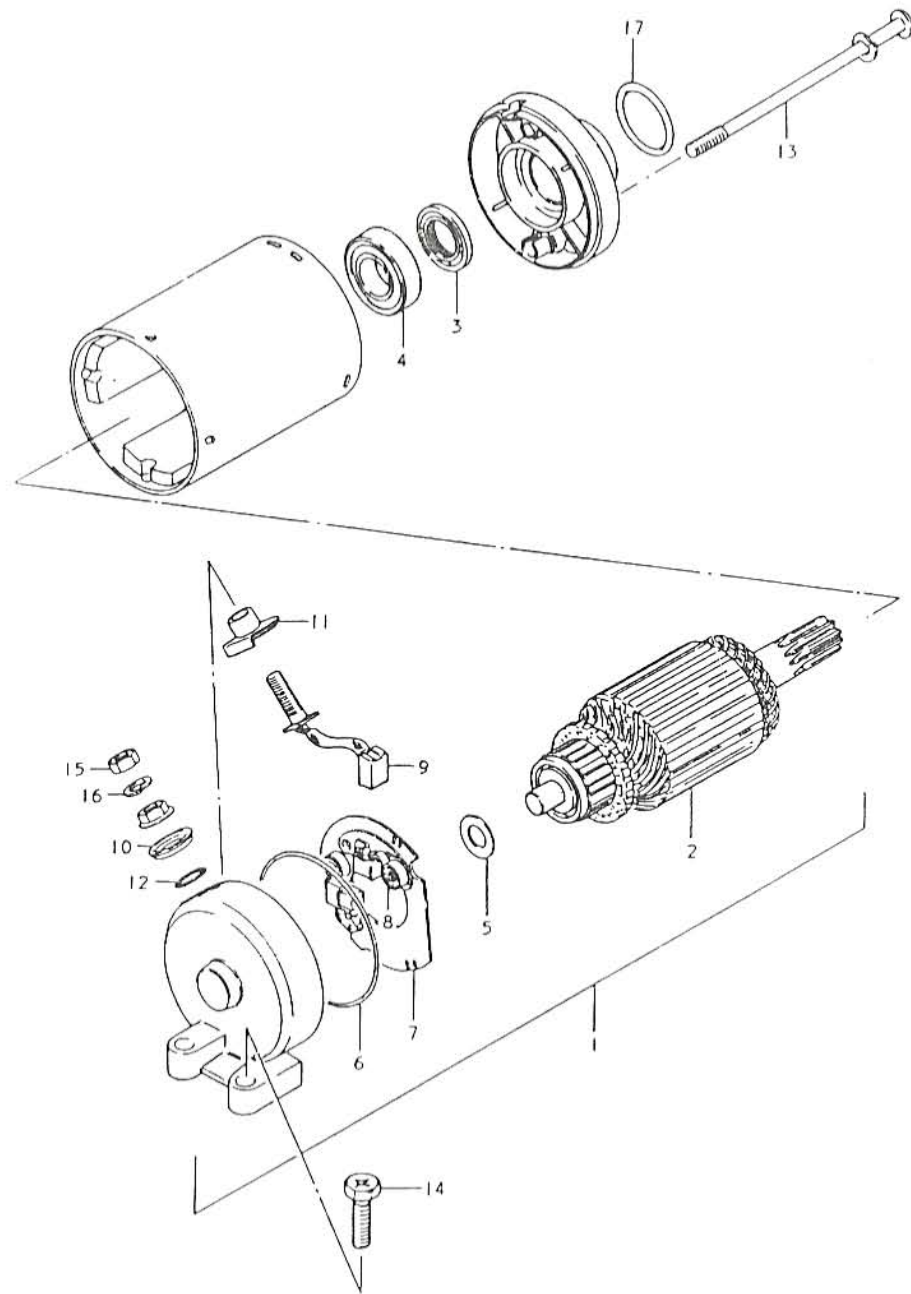
Revised 1 Jun., '83

GSX1100SD E1

FIG. 26

E - 2 34

FIG. 26 (E- 2) STARTING MOTOR



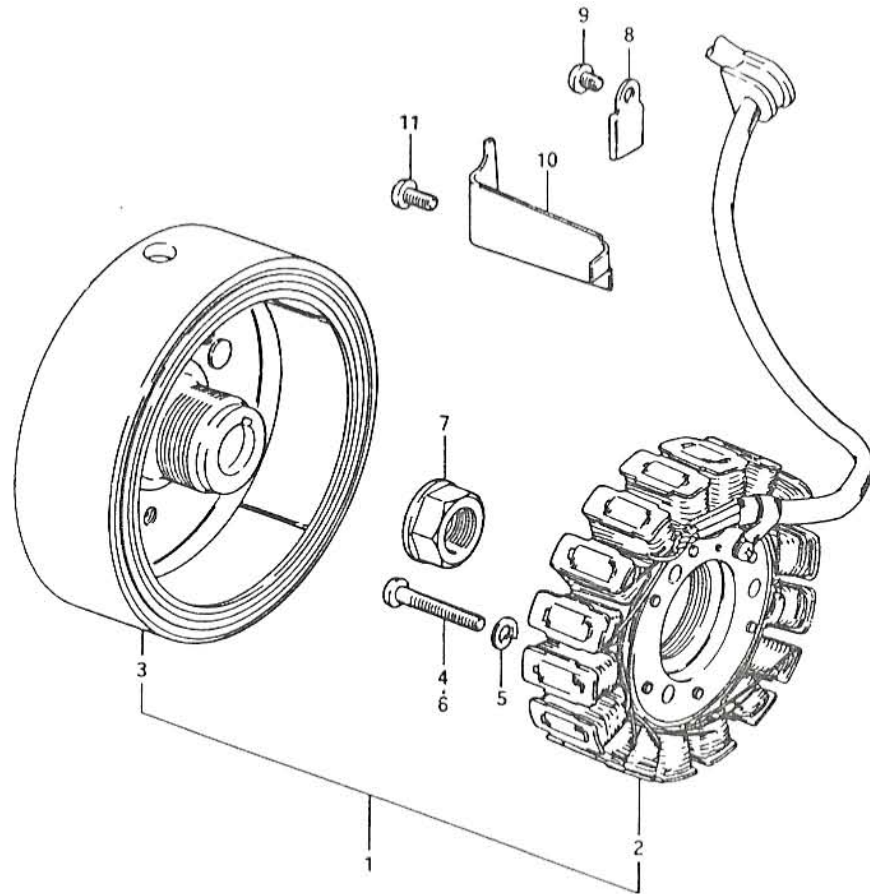
REF. NO.	PART NO.	DESCRIPTION	Q'TY	REMARKS
1	31100-49210	MOTOR ASSY, starting	1	
2	31311-49210	.ARMATURE	1	
3	31153-49210	.OIL SEAL	1	
4	31155-45010	.BEARING	1	
5	31361-47010	.SHIM	1	
6	31264-44110	.O RING	1	
7	31132-44110	.BRUSH HOLDER ASSY	1	
8	31135-65010	.SPRING	2	
9	31130-44110	.BRUSH (+)	1	
10	31172-44110	.BUSHING (A)	1	
11	31171-44110	.BUSHING (B)	1	
12	31143-44110	.O RING	1	
13	31281-44110	.SCREW	2	
14	09128-06024	BOLT	2	
15	08310-22068	NUT	1	
16	08321-21068	LOCK WASHER	1	
17	09280-24001	O RING	1	

FIG. 27

E - 3

22

FIG. 27 (E- 3) GENERATOR

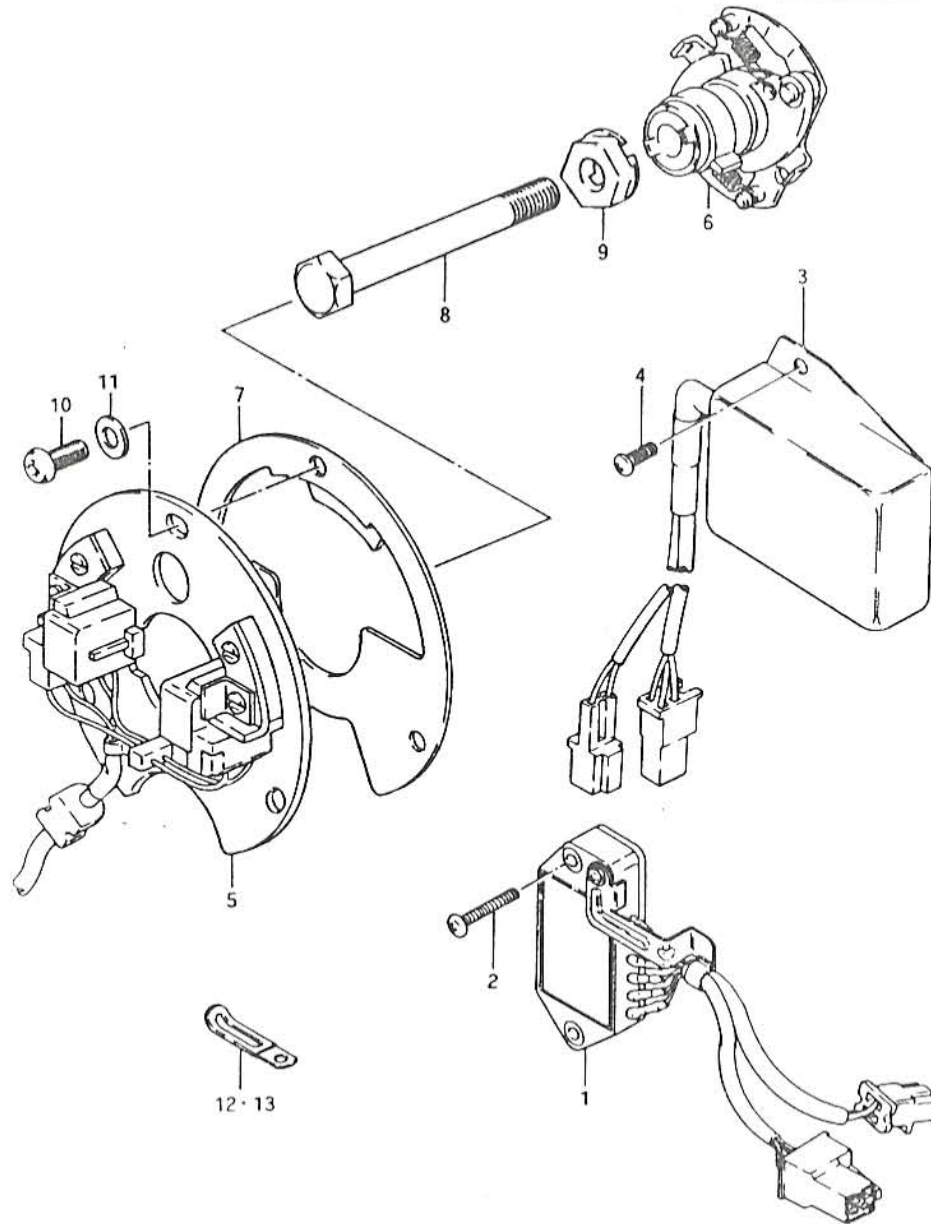


REF.NO.	PART NO.	DESCRIPTION	Q'TY	REMARKS
1-1	31400-49531	GENERATOR ASSY	1	model Z
1-2	31400-49532	GENERATOR ASSY	1	model D,-E.No.170133
2-1	31401-49530	.STATOR	1	model Z
2-2	31401-49531	.STATOR	1	model D,-E.No.170133
2-3	31401-49210	.STATOR	1	model D,E.No.170134-
3-1	31402-49531	.ROTOR	1	
3-2	31402-49340	.ROTOR	1	model D,E.No.170134-
4	02112-05308	SCREW	3	-E.No.170133
5	08321-21058	LOCK WASHER	3	-E.No.170133
6	02112-06308	SCREW	3	E.No.170134-
7	31792-49200	NUT	1	
8	31497-45000	CLAMP	1	
9	02112-05088	SCREW	1	
10	31498-45000	CLAMP	1	
11	02112-06108	SCREW	1	

FIG. 28

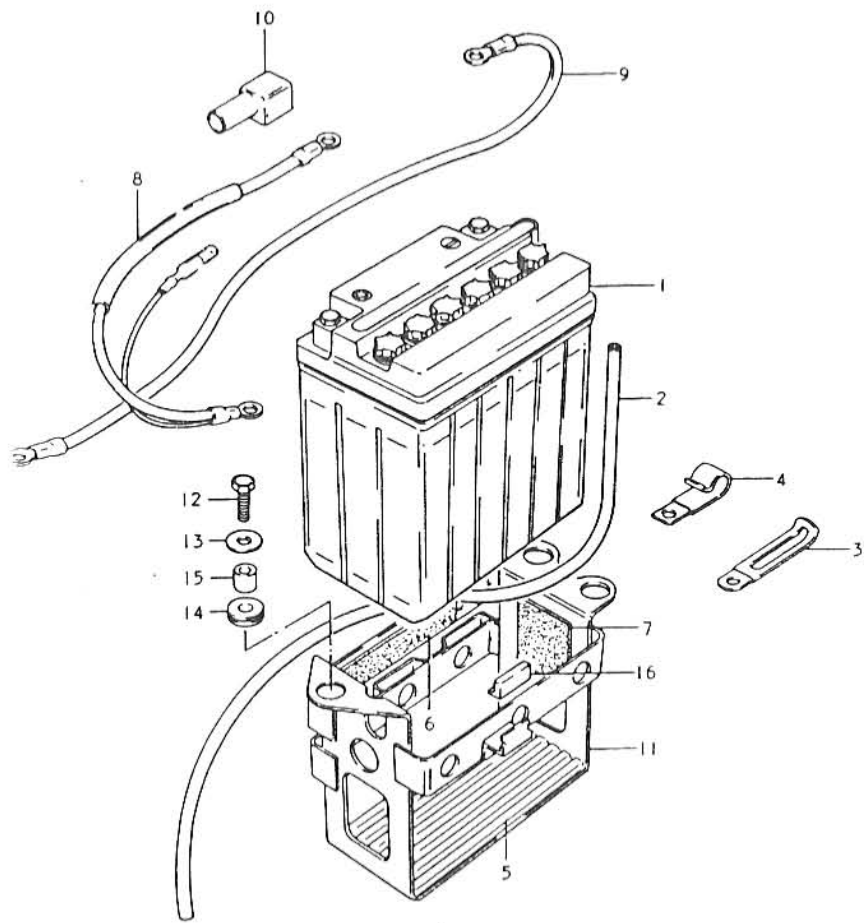
E - 4

FIG. 28 (E-4) SIGNAL GENERATOR



REF.NO.	PART NO.	DESCRIPTION	Q'TY	REMARKS
1	32900-45411	IGNITER UNIT	1	
2	02112-06258	SCREW	2	
3	32900-45120	IGNITER UNIT	1	
4	02112-06105	SCREW	2	
5	33110-45110	SIGNAL GENERATOR ASSY	1	
6	33120-49210	GOVERNOR ASSY, advance	1	
7	33371-45100	PLATE, timing	1	
8	01107-08658	BOLT	1	
9	33465-47000	WASHER	1	
10	09125-05024	SCREW	3	
11	09160-05027	WASHER	3	
12	09404-06401	CLAMP	3	
13	09404-08401	CLAMP	2	

FIG. 29 (E- 5) BATTERY



REF.NO.	PART NO.	DESCRIPTION	Q'TY	REMARKS
1	33610-49210	BATTERY (12V,14AH)	1	
2	33680-49000	HOSE, battery exhaust	1	
3	09404-06401	CLAMP	1	
4	09403-09303	CLAMP	1	
5	33651-31000	CUSHION	1	
6	33652-49000	PROTECTOR	2	
7	33652-08410	PROTECTOR	2	
8	33820-49000	LEAD WIRE, (+)	1	
9	33850-03201	LEAD WIRE, (-)	1	
10	33624-45000	CAP, terminal	1	
11-1	41540-49200	HOLDER, battery	1	model Z, to 41540-49500
11-2	41540-49500	HOLDER, battery	1	model D
12	01107-06168	BOLT	3	
13	09160-06020	WASHER	3	
14	09320-08007	CUSHION	3	
15	09180-06038	SPACER	3	
16	47117-02400	CUSHION	1	

FIG. 30

E - 6

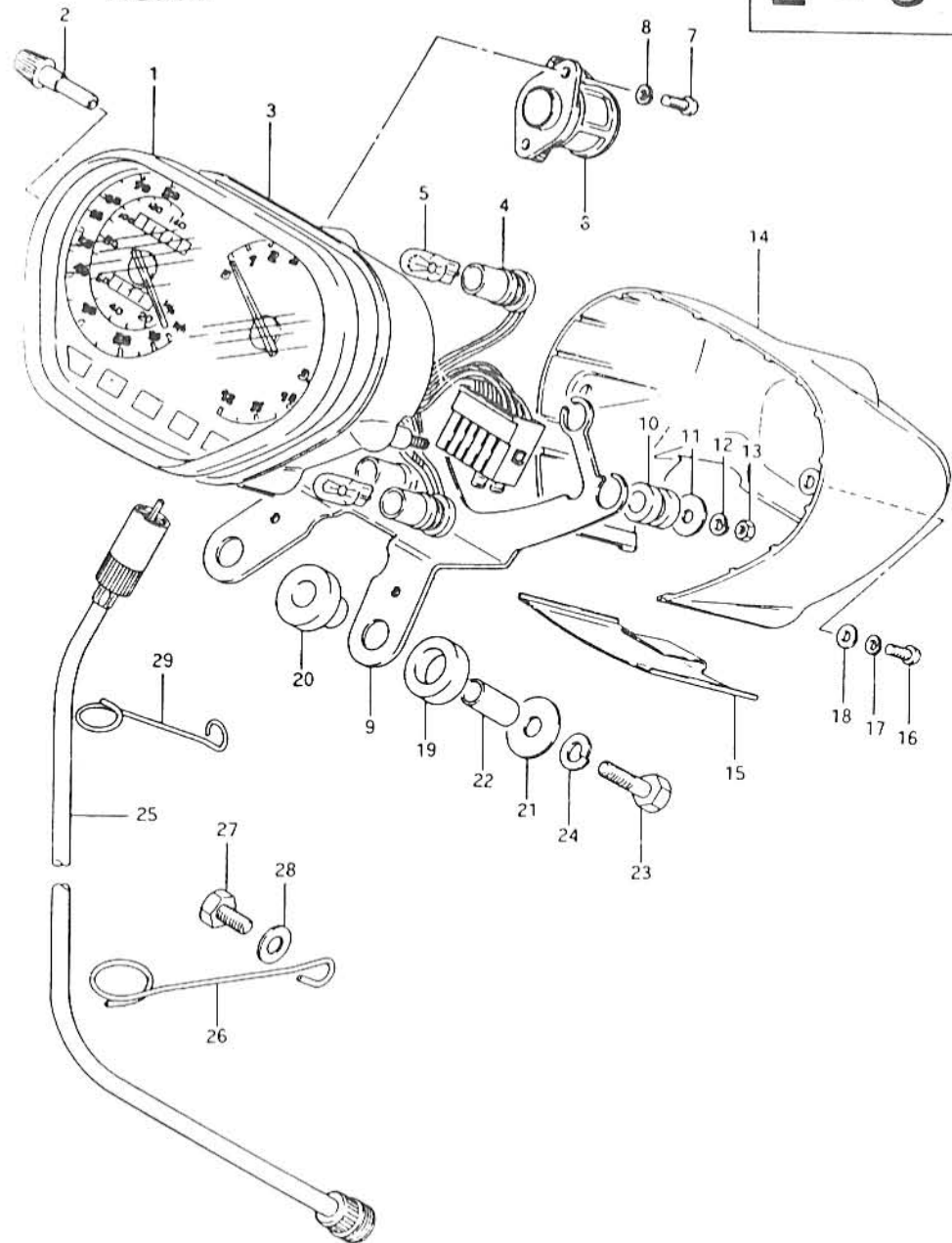


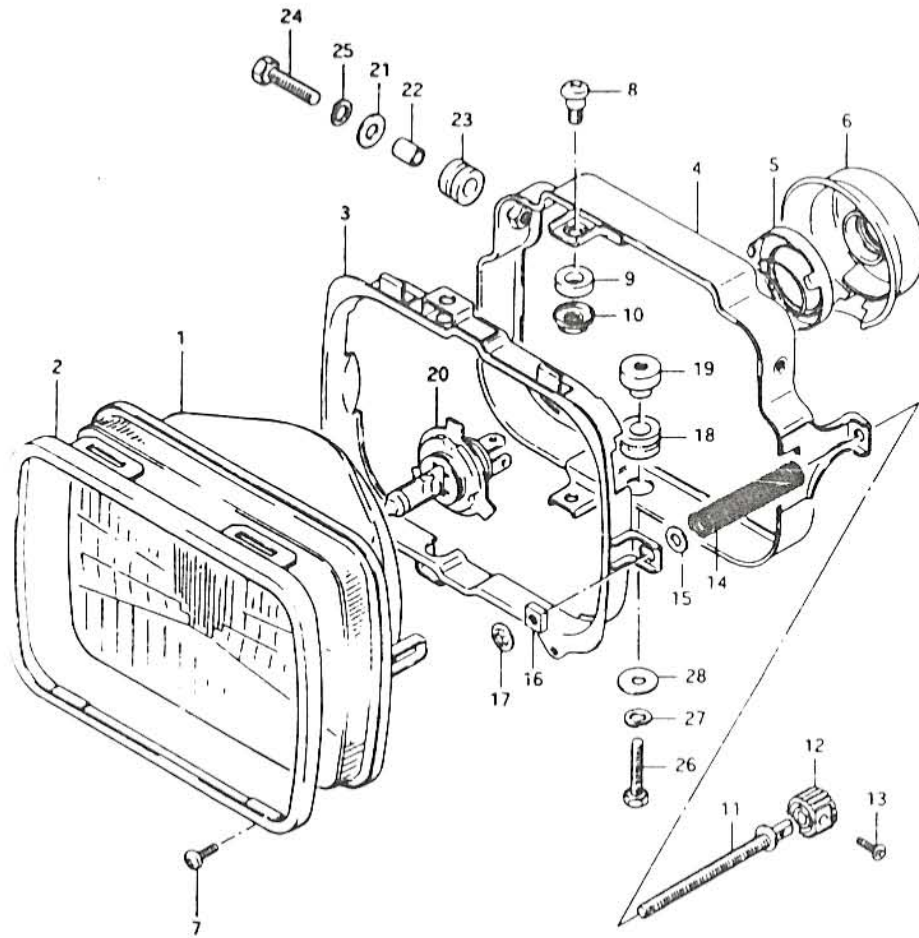
FIG. 30 (E- 6) SPEEDOMETER - TACHOMETER

REF.NO.	PART NO.	DESCRIPTION	Q'TY	REMARKS
1-1	34101-49330	SPEEDO & TACHOMETER	1	Mile & Kilo scale
1-2	34101-49300	SPEEDO & TACHOMETER	1	Kilo scale
1-3	34101-49350	SPEEDO & TACHOMETER	1	E22 (Kilo scale)
2	34124-39111	KNOB	1	
3	34196-49300	CUSHION	1	
4-1	34173-49300	SOCKET	1	
4-2	34173-49350	SOCKET	1	E22
5	09471-12028	BULB (12V,3.4W)	8	
6	34131-49300	GEAR BOX ASSY	1	
7	02112-04108	SCREW	2	
8	08321-21048	LOCK WASHER	2	
9	34950-49300	BRACKET	1	
10	34955-28010	CUSHION	3	
11	34181-49300	WASHER	2	
12	08321-21048	LOCK WASHER	2	
13	08310-11048	NUT	2	
14	34193-49300	LOWER COVER	1	
15	34197-49300	PLATE	1	
16	02112-04108	SCREW	3	
17	08321-21048	LOCK WASHER	3	
18	08322-21048	WASHER	3	
19	34955-11300	CUSHION, lower	2	
20	34956-11300	CUSHION, upper	2	
21	09160-06004	WASHER	2	
22	09180-06040	SPACER	2	
23	01107-06308	BOLT	2	
24	08321-21068	LOCK WASHER	2	
25	34910-49310	CABLE, speedometer	1	to 34910-09300
26	34938-45100	GUIDE, meter cable	1	
27	01107-06168	BOLT	1	
28	08322-21068	WASHER	1	
29	34939-49300	GUIDE, meter cable	1	

FIG.31

E - 7

FIG.31 (E- 7) HEADLAMP



REF.NO.	PART NO.	DESCRIPTION	Q'TY	REMARKS
	35100-49330-999	HEADLAMP ASSY	1	
1	35121-49230	.UNIT	1	
2	35127-49320	.RETAINER	1	
3	35130-49320	.RING, mounting	1	
4	35381-49320	.HOUSING	1	
5	35136-49200	.HOLDER, bulb	1	from 35136-49320
6	35173-49200	.COVER	1	
7	02112-03088	.SCREW	2	
8	35136-25611	.SCREW	2	
9	35133-45600	.SPACER	2	
10	35135-25611	.NUT	2	
11	35151-49320	.ADJUSTING SCREW	1	
12	35161-49320	.KNOB	1	
13	02112-03108	.SCREW	1	
14	35154-49320	.SPRING	1	
15	35157-49320	.WASHER	1	
16	35152-49320	.NUT	1	
17	35152-49330	.NUT	1	
18	35382-49321	.CUSHION	1	
19	35383-49321	.NUT	1	
20	09471-12060	BULB (12V, 60/55W, H4)	1	Executed locally
21	09160-06007	WASHER	2	
22	09180-06044	SPACER	2	
23	09320-08001	CUSHION	2	
24	01107-06258	BOLT	2	
25	08321-21068	LOCK WASHER	2	
26	09128-06030	BOLT	1	
27	08321-21068	LOCK WASHER	1	
28	08322-11068	WASHER	1	

FIG.32 (E-8) : E2
 FIG.33 (E-9) : E4
 FIG.34 (E-10) : E15, E16, E17, E18, E21, E22, E25,
 E26, E34, E39.

FIG. 32

E - 8

40

FIG. 32 (E- 8) HEADLAMP (E2)

Q'TY

REF.NO.	PART NO.	DESCRIPTION	Q'TY	REMARKS
	35100-49320-999	HEADLAMP ASSY	1	
1	35121-49220	.UNIT	1	
2	35127-49320	.RETAINER	1	
3	35130-49320	.RING, mounting	1	
4	35381-49320	.HOUSING	1	
5	35136-49200	.HOLDER, bulb	1	from 35136-49320
6	35173-49200	.COVER	1	
7	02112-03088	.SCREW	2	
8	35136-25611	.SCREW	2	
9	35133-45600	.SPACER	2	
10	35135-25611	.NUT	2	
11	35151-49320	.ADJUSTING SCREW	1	
12	35161-49320	.KNOB	1	
13	02112-03108	.SCREW	1	
14	35154-49320	.SPRING	1	
15	35157-49320	.WASHER	1	
16	35152-49320	.NUT	1	
17	35152-49330	.NUT	1	
18	35382-49321	.CUSHION	1	
19	35383-49321	.NUT	1	
20	36116-22630	.CUSHION	1	
21	36118-49320	.SOCKET	1	
22	09471-12060	BULB (12V,60/55W,H4)	1	Executed locally
23	09471-12063	BULB (12V,4W)	1	Executed locally
24	09160-06007	WASHER	2	
25	09180-06044	SPACER	2	
26	09320-08001	CUSHION	2	
27	01107-06258	BOLT	2	
28	08321-21068	LOCK WASHER	2	
29	09128-06030	BOLT	1	
30	08321-21068	LOCK WASHER	1	
31	08322-21068	WASHER	1	

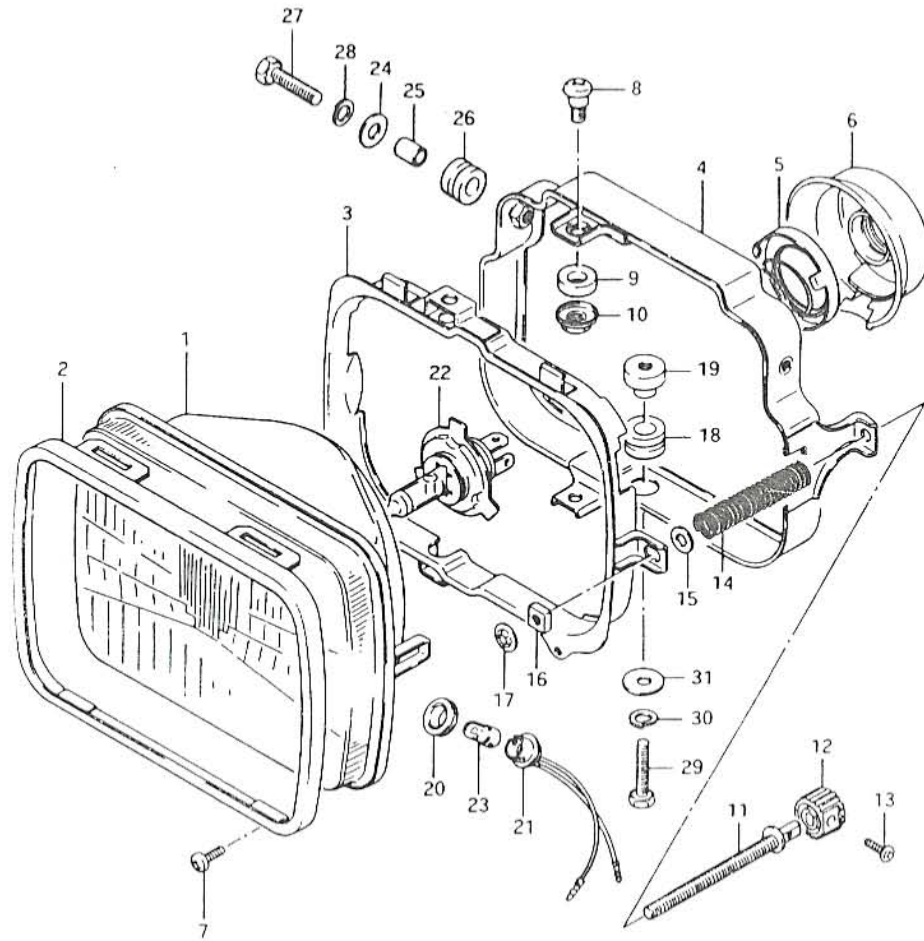
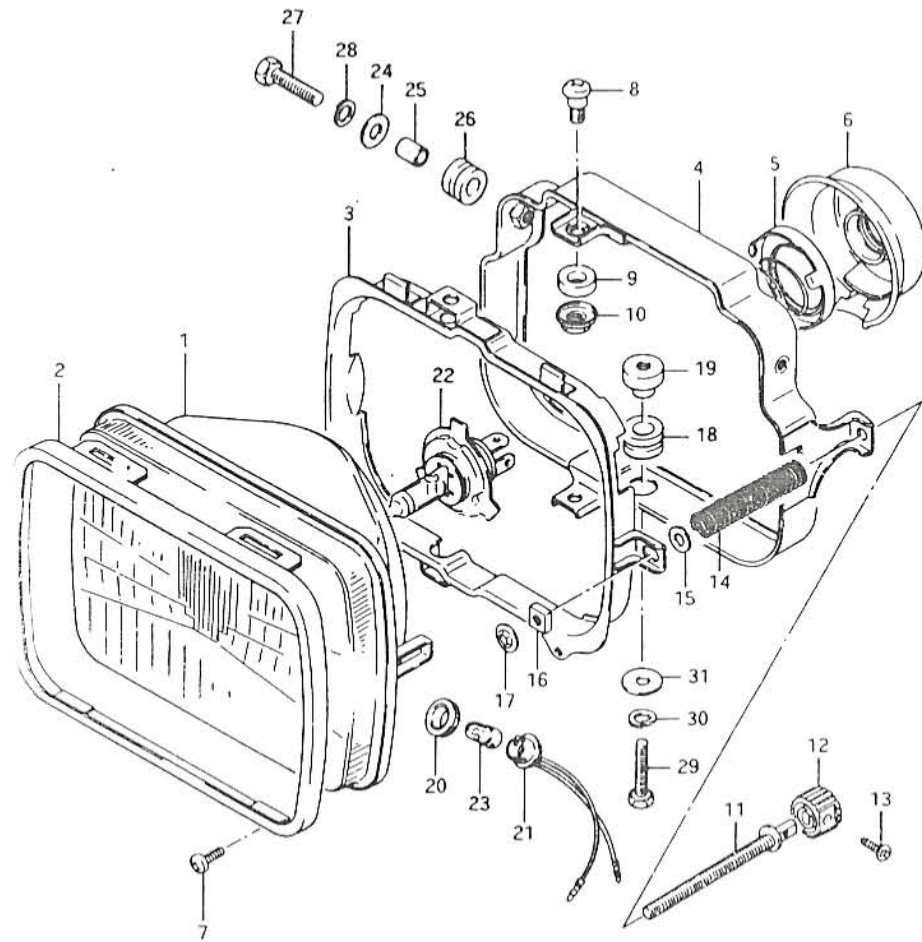


FIG. 33

E - 9

41

FIG. 33 (E- 9) HEADLAMP (E4)

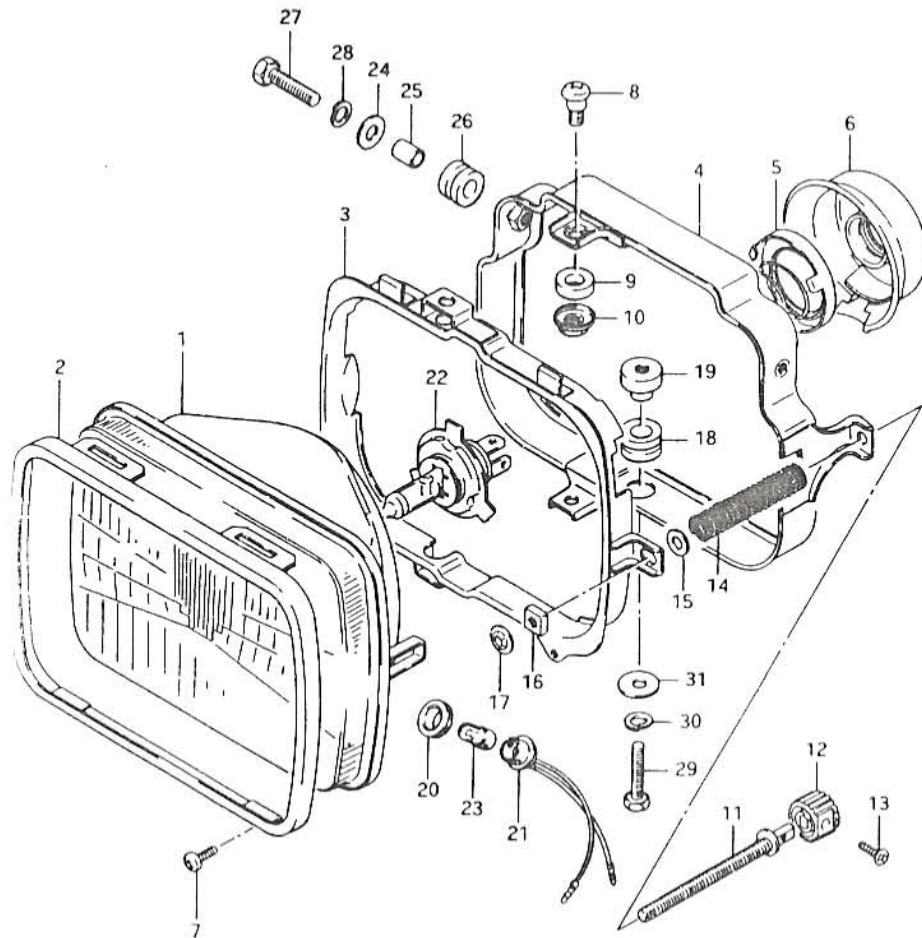


REF.NO.	PART NO.	DESCRIPTION	Q'TY	REMARKS
	35100-49340-999	HEADLAMP ASSY	1	to 35100-49350-999
1	35121-49240	.UNIT	1	
2	35127-49320	.RETAINER	1	
3	35130-49320	.RING, mounting	1	
4	35381-49320	.HOUSING	1	
5	35136-49200	.HOLDER, bulb	1	from 35136-49320
6	35173-49200	.COVER	1	
7	02112-03088	.SCREW	2	
8	35136-25611	.SCREW	2	
9	35133-45600	.NUT	2	
10	35135-25611	.NUT	2	
11	35151-49320	.ADJUSTING SCREW	1	
12	35161-49320	.KNOB	1	
13	02112-03108	.SCREW	1	
14	35154-49320	.SPRING	1	
15	35157-49320	.WASHER	1	
16	35152-49320	.NUT	1	
17	35152-49330	.NUT	1	
18	35382-49321	.CUSHION	1	
19	35383-49321	.NUT	1	
20	36116-22630	.CUSHION	1	
21	36118-49320	.SOCKET	1	
22	09471-12061	BULB (12V, 60/55W, H4)	1	Executed locally
23	09471-12063	BULB (12V, 4W)	1	Executed locally
24	09160-06007	WASHER	2	
25	09180-06044	SPACER	2	
26	09320-08001	CUSHION	2	
27	01107-06258	BOLT	2	
28	08321-21068	LOCK WASHER	2	
29	09128-06030	BOLT	1	
30	08321-21068	LOCK WASHER	1	
31	08322-21068	WASHER	1	

FIG. 34

E - 10

FIG. 34 (E-10) HEADLAMP (E15, E16, E17, E18, E21, E22, E25, E26, E34, E39)
Q'TY



REF.NO.	PART NO.	DESCRIPTION	Q'TY	REMARKS
	35100-49350-999	HEADLAMP ASSY	1	
1	35121-49240	.UNIT	1	
2	35127-49320	.RETAINER	1	
3	35130-49320	.RING, mounting	1	
4	35381-49320	.HOUSING	1	
5	35136-49200	.HOLDER, bulb	1	from 35136-49320
6	35173-49200	.COVER	1	
7	02112-03088	.SCREW	2	
8	35136-25611	.SCREW	2	
9	35133-45600	.SPACER	2	
10	35135-25611	.NUT	2	
11	35151-49320	.ADJUSTING SCREW	1	
12	35161-49320	.KNOB	1	
13	02112-03108	.SCREW	1	
14	35154-49320	.SPRING	1	
15	35157-49320	.WASHER	1	
16	35152-49320	.NUT	1	
17	35152-49330	.NUT	1	
18	35382-49321	.CUSHION	1	
19	35383-49321	.NUT	1	
20	36116-22630	.CUSHION	1	
21	36118-49320	.SOCKET	1	
22	09471-12060	BULB (12V,60/55W,H4)	1	Executed locally
23	09471-12063	BULB (12V,4W)	1	Executed locally
24	09160-06007	WASHER	2	
25	09180-06044	SPACER	2	
26	09320-08001	CUSHION	2	
27	01107-06258	BOLT	2	
28	08321-21068	LOCK WASHER	2	
29	09128-06030	BOLT	1	
30	08321-21068	LOCK WASHER	1	
31	08322-21068	WASHER	1	

FIG. 35

F - 2

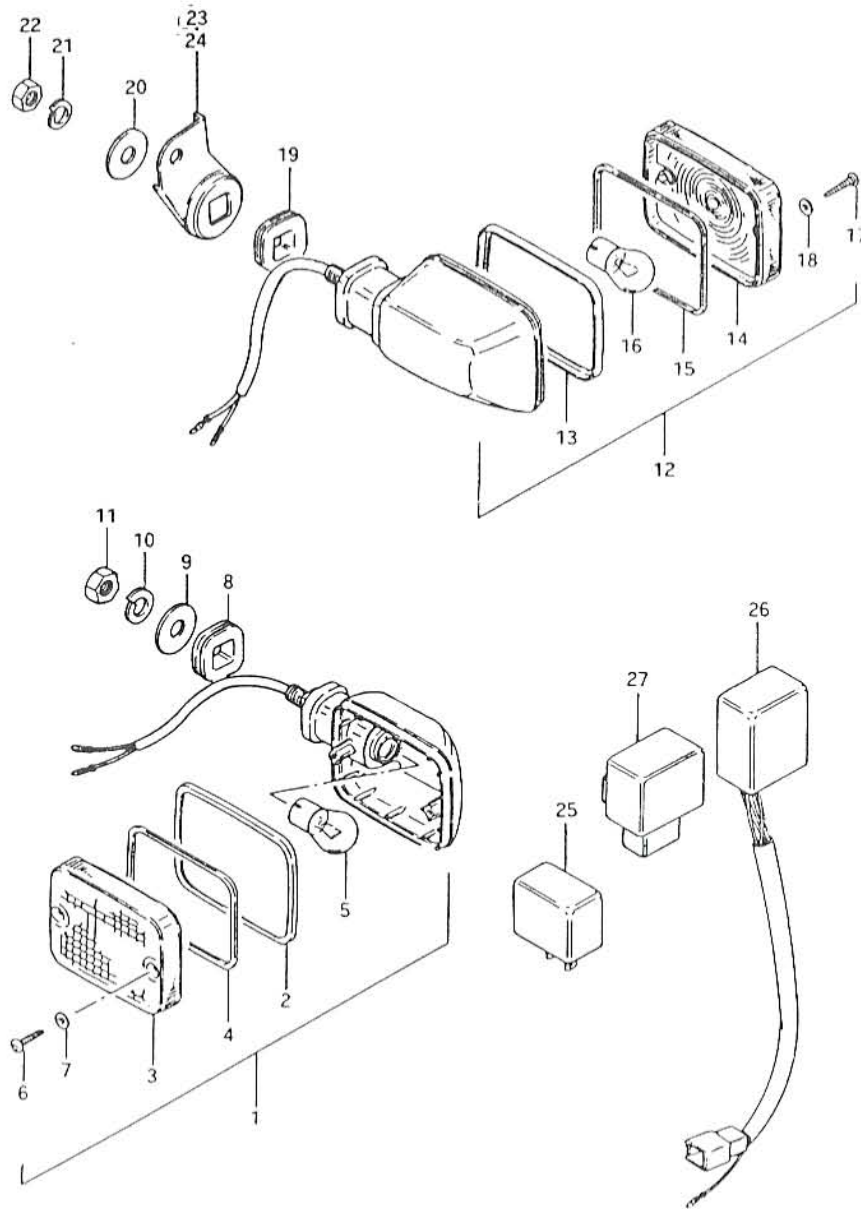


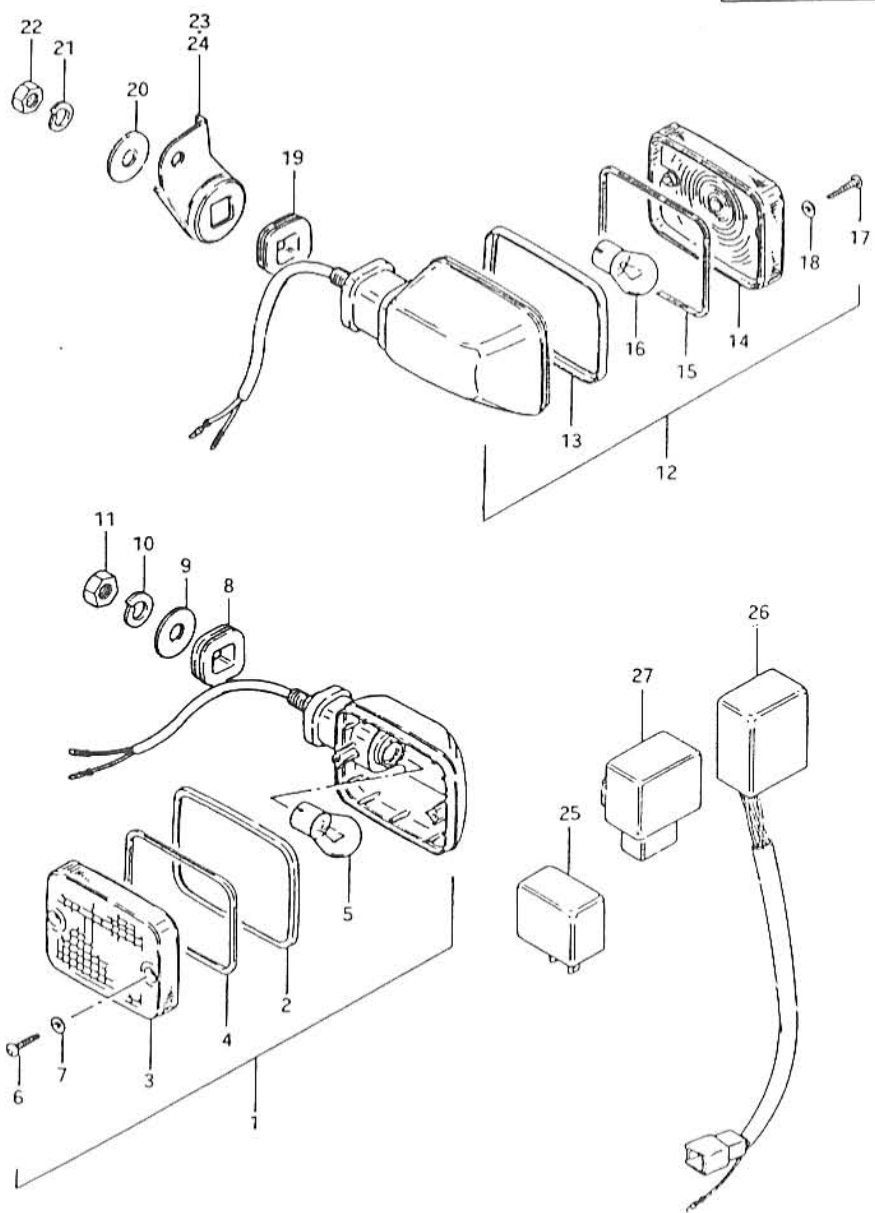
FIG. 35 (F- 2) TURN SIGNAL LAMP

REF.NO.	PART NO.	DESCRIPTION	Q'TY	REMARKS
1	35601-45510	LAMP, front turn signal	2	
2	35611-49230	.RIM	2	
3	35612-49231	.LENS	2	
4	35613-49230	.GASKET	2	
5	09471-12006	.BULB (12V,23W)	2	
6	03211-04208	.SCREW	4	
7	35627-43010	.GASKET	4	
8	09320-15005	CUSHION	2	
9	09160-10006	WASHER	2	
10	08321-21108	LOCK WASHER	2	
11	08310-12108	NUT	2	
12	35601-45510	LAMP, rear turn signal	2	
13	35611-49230	.RIM	2	
14	35612-49231	.LENS	2	
15	35613-49230	.GASKET	2	
16	09471-12006	.BULB (12V,23W)	2	
17	03211-04208	.SCREW	4	
18	35627-43010	.GASKET	4	
19	09320-15002	CUSHION	2	
20	09160-10006	WASHER	2	
21	08321-21108	LOCK WASHER	2	
22	08310-12108	NUT	2	
23	35620-49300	BRACKET, rear RH	1	
24	35640-49300	BRACKET, rear LH	1	
25	38610-49231	RELAY, turn signal	1	
26	38830-49201	CONTROL UNIT, turn signal	1	model Z
27	38830-49500	CONTROL UNIT, turn signal	1	model D

FIG.36 (F-3) : E2, E4, E17, E21, E34.
 FIG.37 (F-4) : E15, E16, E18, E26, E39.
 FIG.38 (F-5) : E22, E25.

FIG. 36

F - 3



27

FIG.36 (F- 3) TURN SIGNAL LAMP (E2, E4, E17, E21, E34)

REF.NO.	PART NO.	DESCRIPTION	Q'TY	REMARKS
1	35601-45521	LAMP, front turn signal	2	from 35601-45520
2	35611-49230	.RIM	2	
3	35612-49231	.LENS	2	
4	35613-49230	.GASKET	2	
5	09471-12056	.BULB (12V,21W)	2	
6	03211-04208	.SCREW	4	
7	35627-43010	.GASKET	4	
8	09320-15005	CUSHION	2	
9	09160-10006	WASHER	2	
10	08321-21108	LOCK WASHER	2	
11	08310-12108	NUT	2	
12	35603-45521	LAMP, rear turn signal	2	from 35603-45520
13	35611-49230	.RIM	2	
14	35652-44182	.LENS	2	
15	35613-49230	.GASKET	2	
16	09471-12056	.BULB (12V,21W)	2	
17	03211-04208	.SCREW	4	
18	35627-43010	.GASKET	4	
19	09320-15002	CUSHION	2	
20	09160-10006	WASHER	2	
21	08321-21108	LOCK WASHER	2	
22	08310-12108	NUT	2	
23	35620-49300	BRACKET, rear RH	1	
24	35640-49300	BRACKET, rear LH	1	
25	38610-49231	RELAY, turn signal	1	
26	38830-49201	CONTROL UNIT, turn signal	1	model Z
27	38830-49500	CONTROL UNIT, turn signal	1	model D

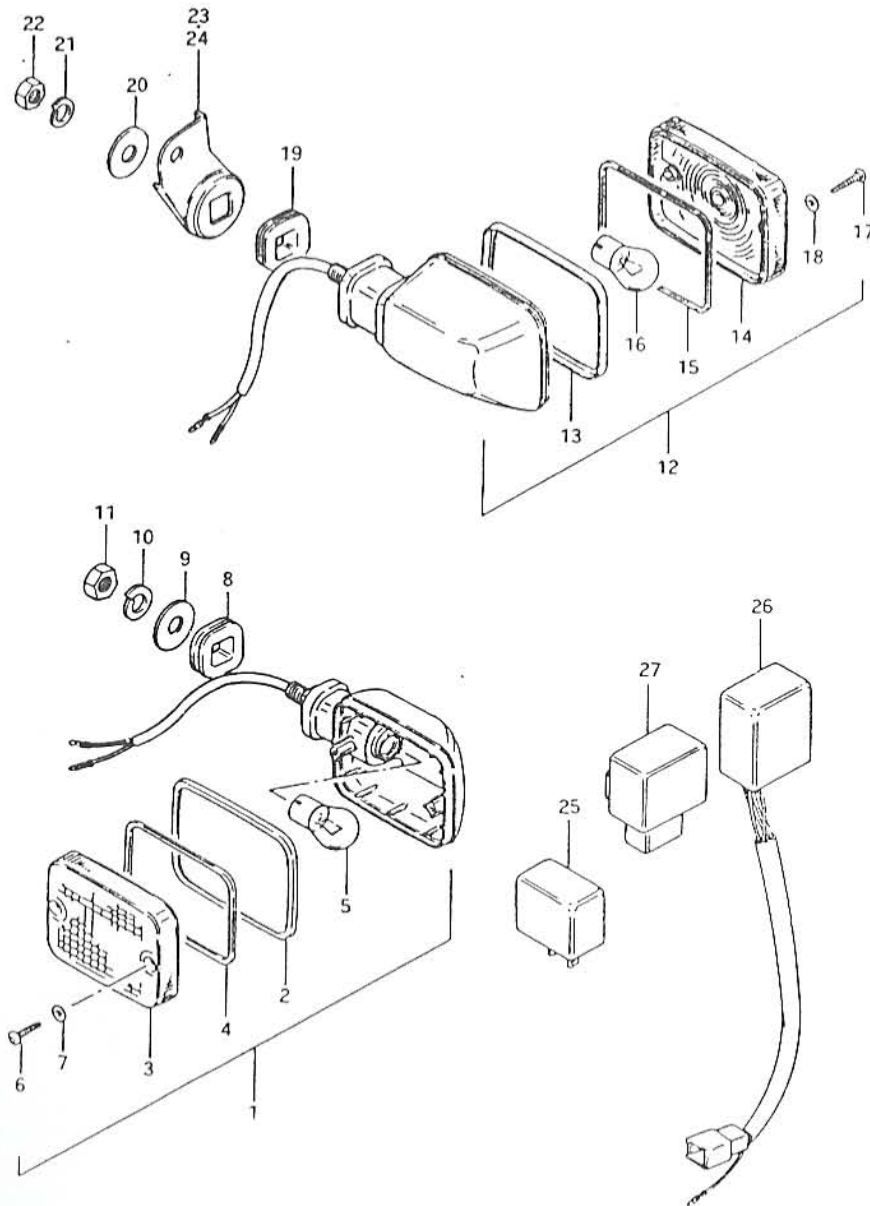
FIG. 37

F - 4

FIG.37 (F- 4) TURN SIGNAL LAMP (E15, E16, E18, E26, E39)

Q'TY

REMARKS

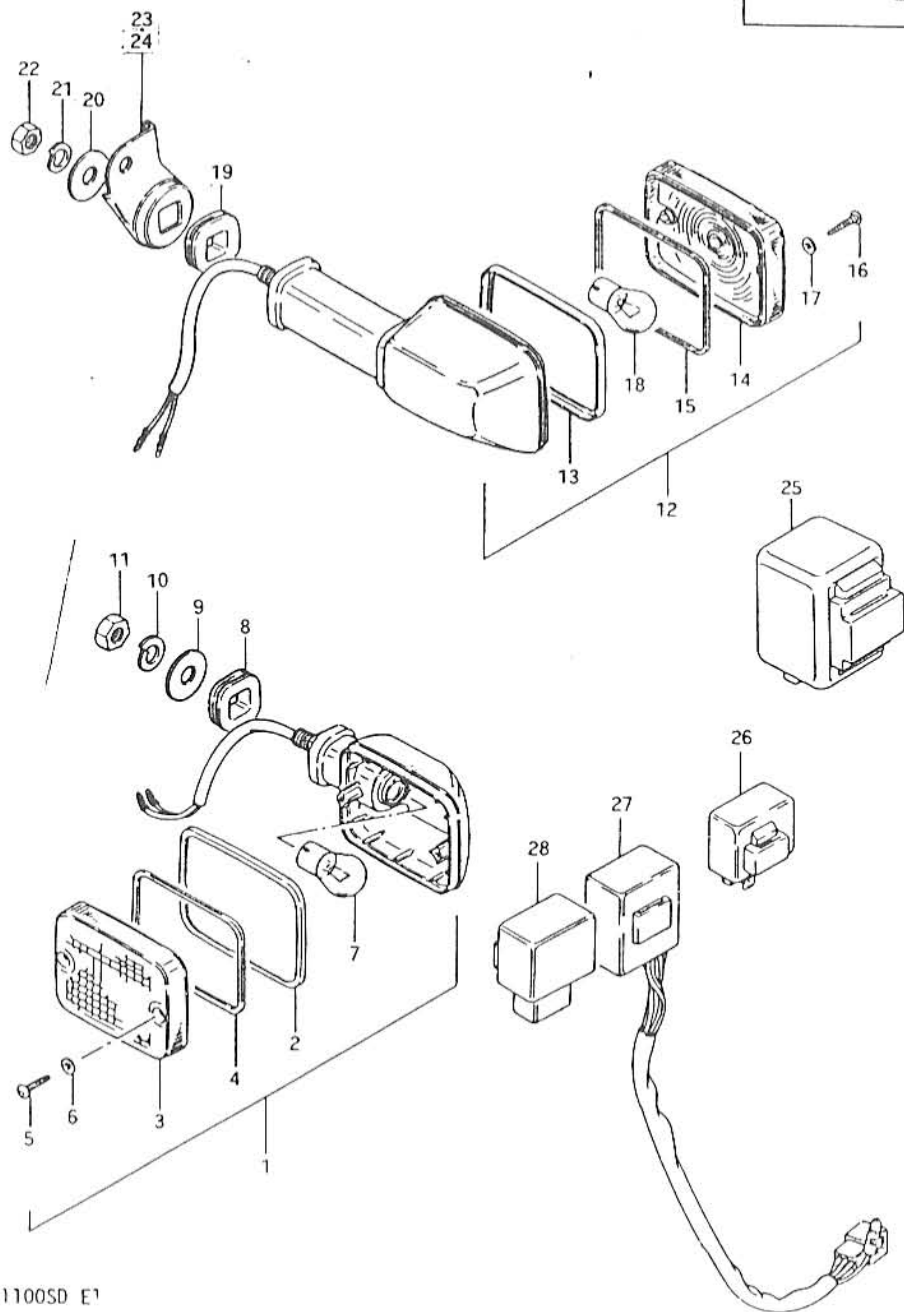


REF.NO.	PART NO.	DESCRIPTION	Q'TY	REMARKS
1	35601-45521	LAMP, front turn signal	2	from 35601-45520
2	35611-49230	.RIM	2	
3	35612-49231	.LENS	2	
4	35613-49230	.GASKET	2	
5	09471-12056	.BULB (12V,21W)	2	
6	03211-04208	.SCREW	4	
7	35627-43010	.GASKET	4	
8	09320-15005	CUSHION	2	
9	09160-10006	WASHER	2	
10	08321-21108	LOCK WASHER	2	
11	08310-12108	NUT	2	
12	35603-45581	LAMP, rear turn signal	2	from 35603-45580
13	35611-49230	.RIM	2	
14	35652-44182	.LENS	2	
15	35613-49230	.GASKET	2	
16	09471-12056	.BULB (12V,21W)	2	
17	03211-04208	.SCREW	4	
18	35627-43010	.GASKET	4	
19	09320-15002	CUSHION	2	
20	09160-10006	WASHER	2	
21	08321-21108	LOCK WASHER	2	
22	08310-12108	NUT	2	
23	35620-49300	BRACKET, rear RH	1	
24	35640-49300	BRACKET, rear LH	1	
25	38610-49231	RELAY, turn signal	1	
26	38830-49201	CONTROL UNIT, turn signal	1	model Z
27	38830-49500	CONTROL UNIT, turn signal	1	model D

FIG. 38

F - 5

FIG.38 (F- 5) TURN SIGNAL LAMP (E22, E25)



Q'TY

REMARKS

REF.NO.	PART NO.	DESCRIPTION	Q'TY	REMARKS
1	35601-45521	LAMP, front turn signal	2	from 35601-45520
2	35611-49230	.RIM	2	
3	35612-49231	.LENS	2	
4	35613-49230	.GASKET	2	
5	03211-04208	.SCREW	4	
6	35627-43010	.GASKET	4	
7	09471-12045	.BULB (12V,21W)	2	Executed locally
8	09320-15005	CUSHION	2	
9	09160-10006	WASHER	2	
10	08321-21108	LOCK WASHER	2	
11	08310-12108	NUT	2	
12	35603-45591	LAMP, rear turn signal	2	from 35603-45590
13	35611-49230	.RIM	2	
14	35652-44182	.LENS	2	
15	35613-49230	.GASKET	2	
16	03211-04208	.SCREW	4	
17	35627-43010	.GASKET	4	
18	09471-12045	.BULB (12V,21W)	2	Executed locally
19	09320-15002	CUSHION	2	
20	09160-10006	WASHER	2	
21	08321-21108	LOCK WASHER	2	
22	08310-12108	NUT	2	
23	35620-49300	BRACKET, rear RH	1	
24	35640-49300	BRACKET, rear LH	1	
25	38610-45090	RELAY, turn signal	1	E22
26	38610-49231	RELAY, turn signal	1	E25
27	38830-49201	CONTROL UNIT, turn signal	1	model Z,E25
28	38830-49500	CONTROL UNIT, turn signal	1	model D,E25

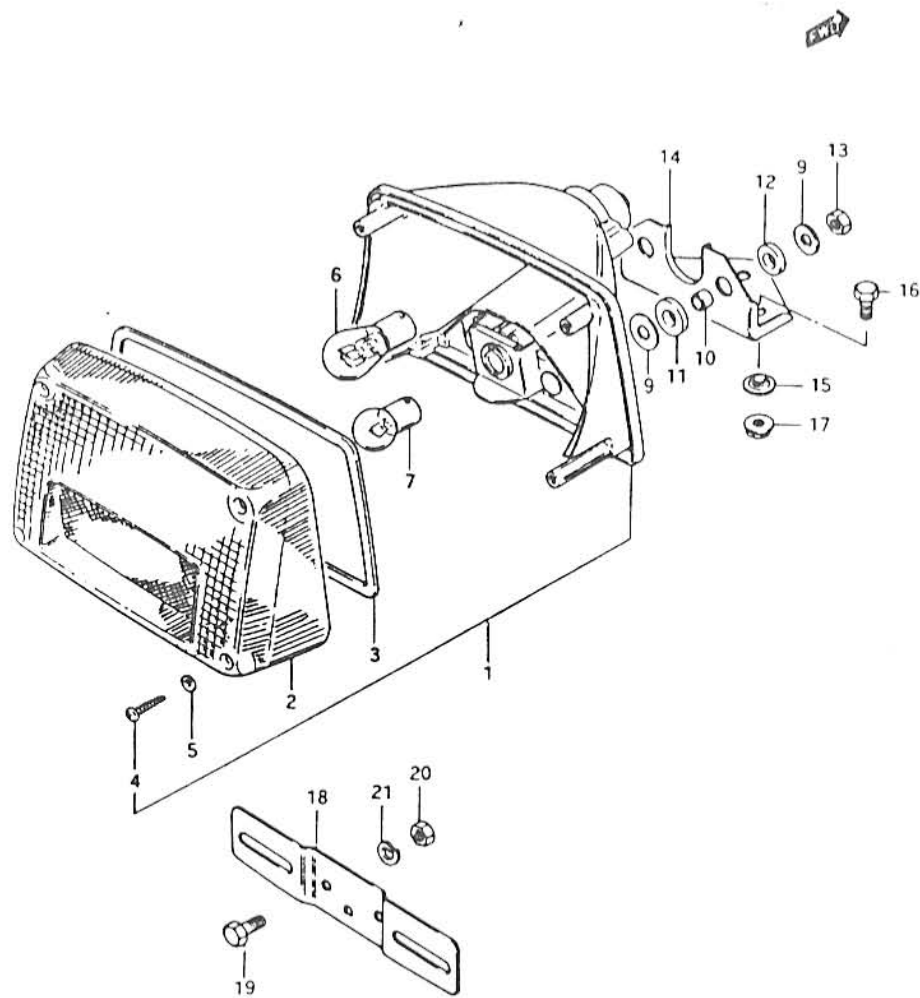
X1100SD E1

Revised 1 Jun., '83
GSX1100SD F1

FIG.39

F - 6

FIG.39 (F- 6) REAR COMBINATION LAMP



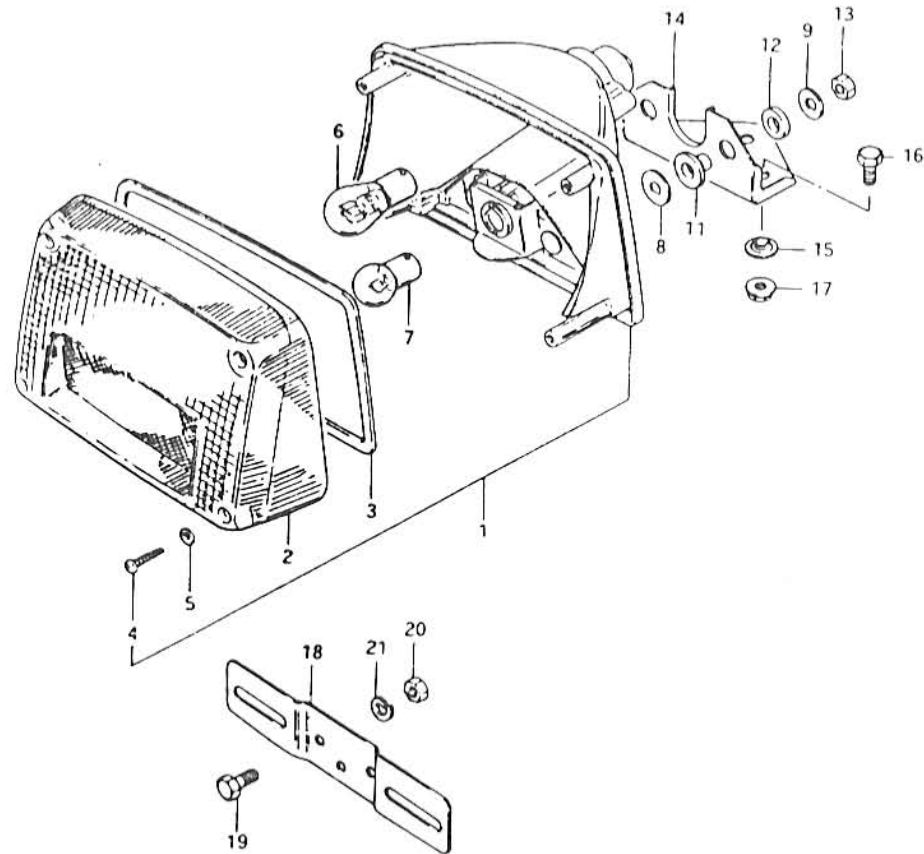
REF.NO.	PART NO.	DESCRIPTION	Q'TY	REMARKS
1	35710-49330	LAMP ASSY, tail	1	
2	35712-49031	.LENS	1	
3	35713-49030	.GASKET	1	
4	35627-49030	.SCREW	4	
5	35627-43010	.GASKET	4	
6	09471-12035	.BULB (12V, 32/3cp)	1	
7	09471-12037	.BULB (12V, 4cp)	1	
8	09160-06007	WASHER	2	
9	09160-06012	WASHER	2	
10	09180-06038	SPACER	2	
11	09320-09003	CUSHION	2	
12	09320-09004	CUSHION	2	
13	08316-26068	NUT	2	
14	35726-33200	BRACKET, tail lamp	1	
15	09169-06028	WASHER	3	
16	01107-06168	BOLT	3	
17	08316-26068	NUT	3	
18	35927-44110	BRACKET, license plate	1	
19	01517-06168	BOLT	2	
20	08310-11068	NUT	2	
21	08321-21068	LOCK WASHER	2	

FIG.40 (F-7) : E2, E4, E15, E21
 FIG.41 (F-8) : E16, E18, E26, E39
 FIG.42 (F-9) : E17
 FIG.43 (F-10) : E22, E25
 FIG.44 (F-11) : E34

FIG. 40

F - 7

FIG. 40 (F- 7) REAR COMBINATION LAMP (E2, E4, E15, E21)
Q'TY



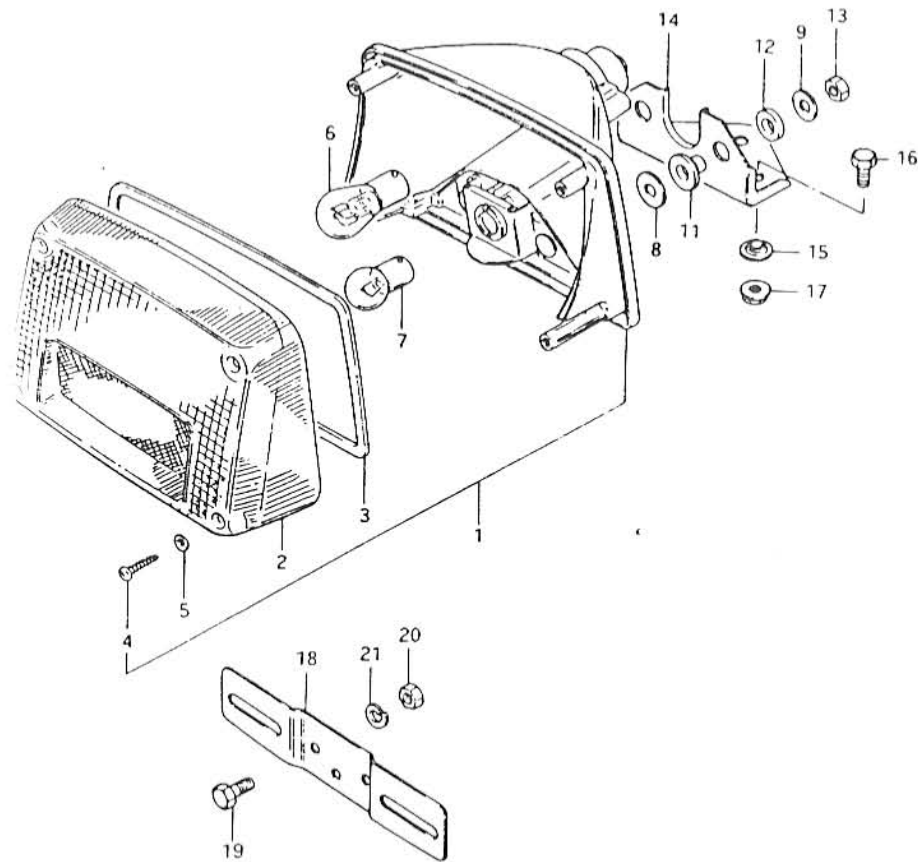
REF.NO.	PART NO.	DESCRIPTION	Q'TY	REMARKS
1	35710-49321	LAMP ASSY, tail	1	from 35710-49320
2	35712-49083	.LENS	1	
3	35713-49030	.GASKET	1	
4	35627-49030	.SCREW	4	
5	35627-43010	.GASKET	4	
6	09471-12057	.BULB (12V, 21/5W)	1	
7	09471-12058	.BULB (12V, 5W)	1	
8	09160-06007	WASHER	2	
9	09160-06012	WASHER	2	
10	09180-06038	SPACER	2	
11	09320-09003	CUSHION	2	
12	09320-09004	CUSHION	2	
13	08316-26068	NUT	2	
14	35726-33200	BRACKET, tail lamp	1	
15	09169-06028	WASHER	3	
16	01107-06168	BOLT	3	
17	08316-26068	NUT	3	
18	35927-44110	BRACKET, license plate	1	
19	01517-06168	BOLT	2	
20	08310-11068	NUT	2	
21	08321-21068	LOCK WASHER	2	

FIG. 41

F - 8

49

FIG. 41 (F- 8) REAR COMBINATION LAMP (E16, E18, E26, E39)
Q'TY



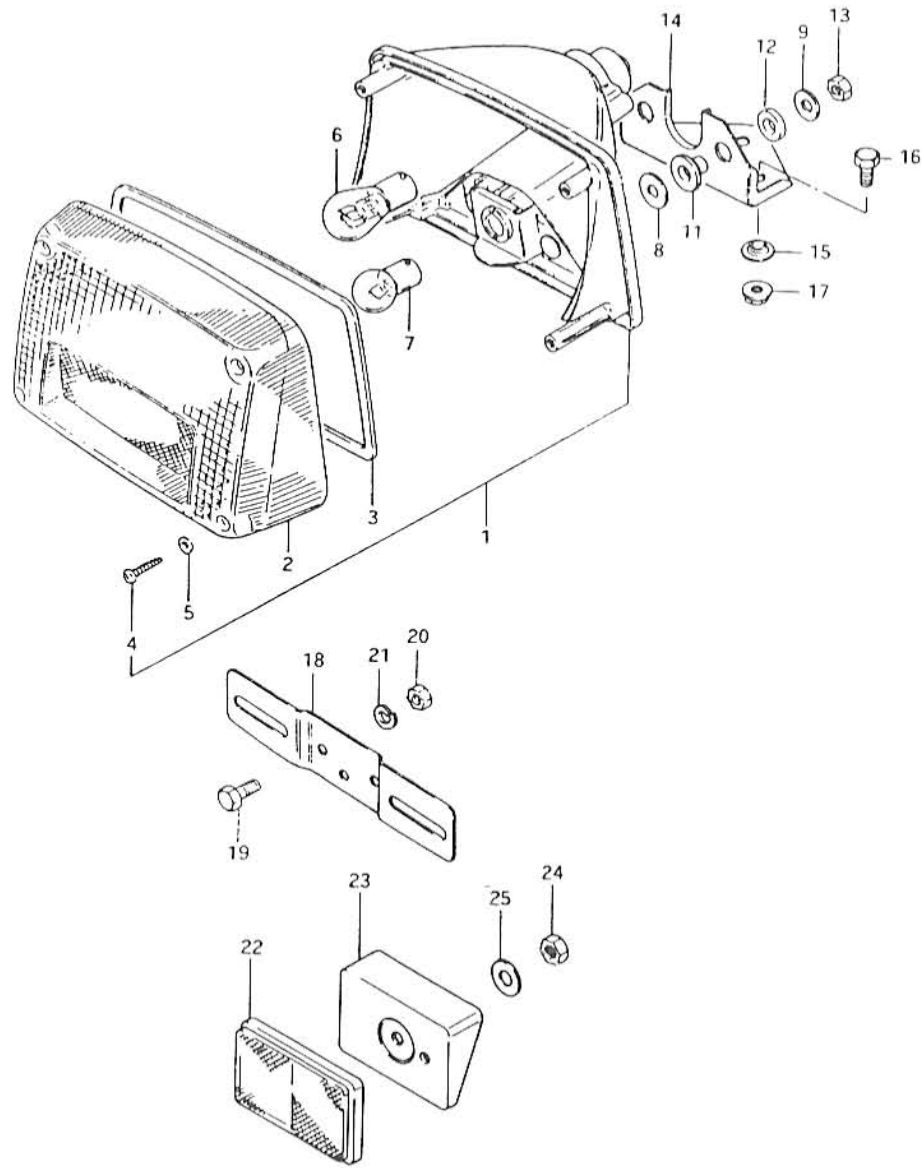
REF.NO.	PART NO.	DESCRIPTION	Q'TY	REMARKS
1	35710-49382	LAMP ASSY, tail	1	
2	35712-49084	.LENS	1	
3	35713-49030	.GASKET	1	
4	35627-49030	.SCREW	4	
5	35627-43010	.GASKET	4	
6	09471-12057	.BULB (12V,21/SW)	1	
7	09471-12058	.BULB (12V,5W)	1	
8	09160-06007	WASHER	2	
9	09160-06012	WASHER	2	
10	09180-06038	SPACER	2	
11	09320-09003	CUSHION	2	
12	09320-09004	CUSHION	2	
13	08316-26068	NUT	2	
14	35726-33200	BRACKET, tail lamp	1	
15	09169-06028	WASHER	3	
16	01107-06168	BOLT	3	
17	08316-26068	NUT	3	
18	35927-44110	BRACKET, license plate	1	
19	01517-06168	BOLT	2	
20	08310-11068	NUT	2	
21	08321-21068	LOCK WASHER	2	

FIG.42

F - 9

XU

FIG.42 (F- 9) REAR COMBINATION LAMP (E17)

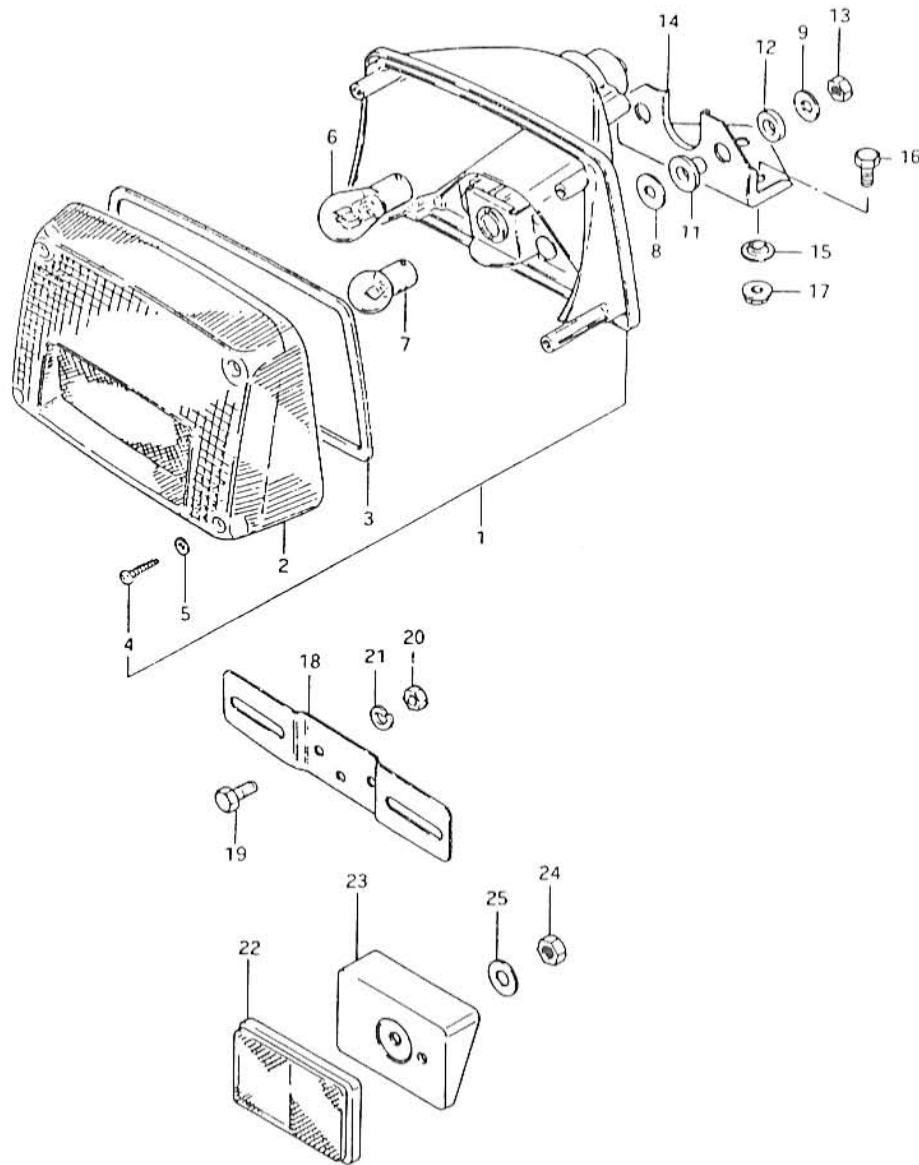


REF.NO.	PART NO.	DESCRIPTION	Q'TY	REMARKS
1	35710-49371	LAMP ASSY, tail	1	from 35710-45370
2	35712-49071	.LENS	1	
3	35713-49030	.GASKET	1	
4	35627-49030	.SCREW	4	
5	35627-43010	.GASKET	4	
6	09471-12057	.BULB (12V,21/5W)	1	
7	09471-12058	.BULB (12V,5W)	1	
8	09160-06007	WASHER	2	
9	09160-06012	WASHER	2	
10	09180-06038	SPACER	2	
11	09320-09003	CUSHION	2	
12	09320-09004	CUSHION	2	
13	08316-26068	NUT	2	
14	35726-33200	BRACKET, tail lamp	1	
15	09169-06028	WASHER	3	
16	01107-06168	BOLT	3	
17	08316-26068	NUT	3	
18	35927-44110	BRACKET, license plate	1	
19	01517-06168	BOLT	2	
20	08310-11068	NUT	2	
21	08321-21068	LOCK WASHER	2	
22	35970-49310	REFLEX REFLECTOR, rear	1	
23	35977-49310	SPACER	1	
24	08310-11058	NUT	1	
25	09160-05013	WASHER	1	

FIG. 43

F - 10

FIG. 43 (F-10) REAR COMBINATION LAMP (E22, E25)



REF.NO.	PART NO.	DESCRIPTION	Q'TY	REMARKS
1	35710-49391-999	LAMP ASSY, tail	1	
2	35712-49091	.LENS	1	
3	35713-49030	.GASKET	1	
4	35627-49030	.SCREW	4	
5	35627-43010	.GASKET	4	
6	09471-12046	BULB (12V, 21/5W)	1	Executed locally
7	09471-12059	BULB (12V, 5W)	1	Executed locally
8	09160-06007	WASHER	2	
9	09160-06012	WASHER	2	
10	09180-06038	SPACER	2	
11	09320-09003	CUSHION	2	
12	09320-09004	CUSHION	2	
13	08316-26068	NUT	2	
14	35726-33200	BRACKET, tail lamp	1	
15	09169-06028	WASHER	3	
16	01107-06168	BOLT	3	
17	08316-26068	NUT	3	
18	35927-44110	BRACKET, license plate	1	
19	01517-06168	BOLT	2	
20	08310-11068	NUT	2	
21	08321-21068	LOCK WASHER	2	
22	35970-49310	REFLEX REFLECTOR, rear	1	
23	35977-49310	SPACER	1	
24	08310-11058	NUT	1	
25	09160-05013	WASHER	1	

11100SD E1

Revised 1 Jun., '83
GSX1100SD E1

FIG. 44

F - 11

FIG. 44 (F-11) REAR COMBINATION LAMP (E34)

Q'TY

REMARKS

REF.NO.	PART NO.	DESCRIPTION	Q'TY	REMARKS
1	35710-49360-999	LAMP ASSY, tail	1	
2	35712-49062	.LENS	1	
3	35713-49030	.GASKET	1	
4	35627-49030	.SCREW	4	
5	35627-43010	.GASKET	4	
6	09471-12046	.BULB (12V,21/5W)	1	Executed locally
7	09471-12059	.BULB (12V,5W)	1	Executed locally
8	09160-06007	WASHER	2	
9	09160-06012	WASHER	2	
10	09180-06038	SPACER	2	
11	09320-09003	CUSHION	2	
12	09320-09004	CUSHION	2	
13	08316-26068	NUT	2	
14	35726-33200	BRACKET, tail lamp	1	
15	09169-06028	WASHER	3	
16	01107-06168	BOLT	3	
17	08316-26068	NUT	3	
18	35927-44110	BRACKET, license plate	1	
19	01517-06168	BOLT	2	
20	08310-11068	NUT	2	
21	08321-21068	LOCK WASHER	2	

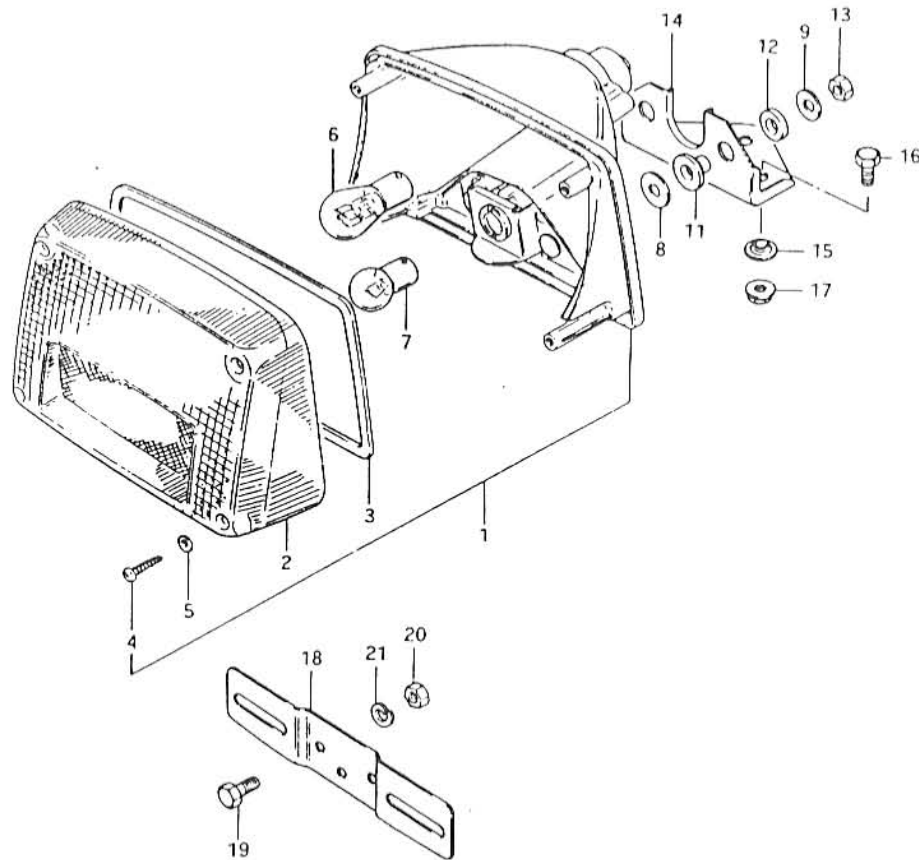
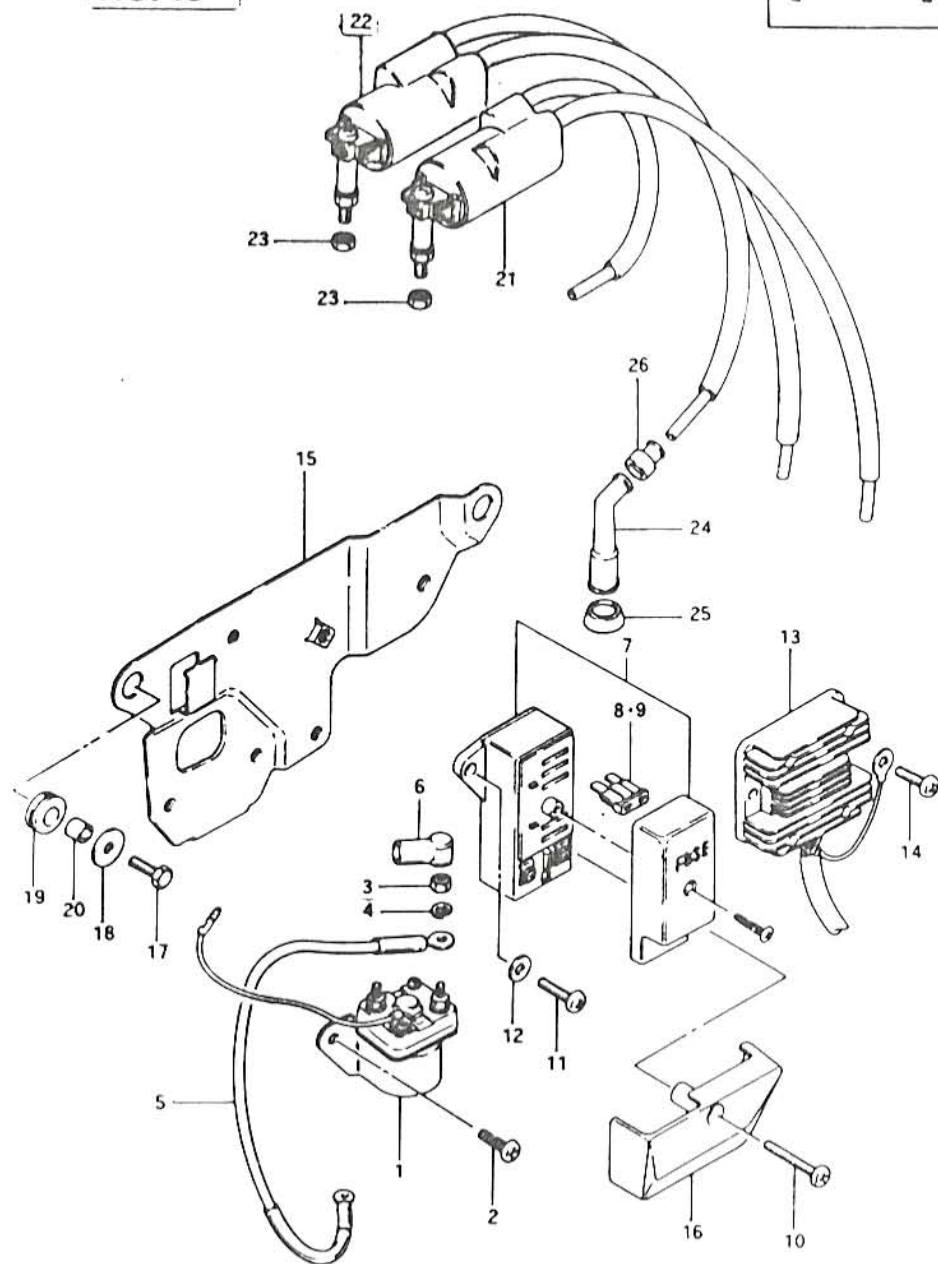


FIG. 45

F - 12

FIG. 45 (F-12) ELECTRICAL

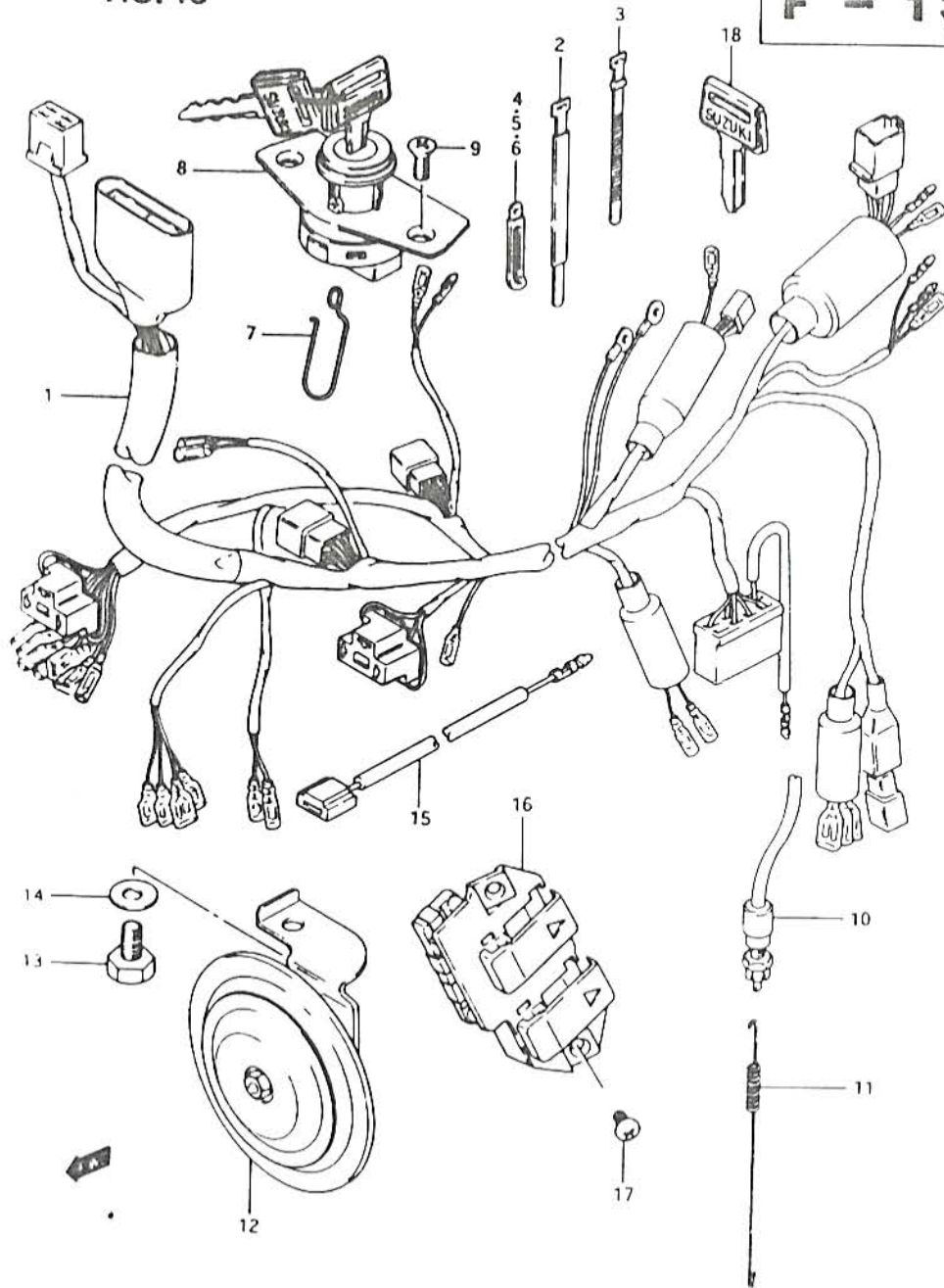


REF. NO.	PART NO.	DESCRIPTION	Q'TY	REMARKS
1	31800-49320	RELAY, starting motor	1	
2	02112-06108	SCREW	2	
3	08310-22068	NUT	2	
4	08321-21068	LOCK WASHER	2	
5-1	33850-44110	LEAD WIRE, starting motor	1	model Z
5-2	33850-49002	LEAD WIRE, starting motor	1	model D
6	31861-35100	CAP, terminal	3	
7	36740-49300	FUSE CASE ASSY	1	
8	09481-10101	.FUSE (10A)	4	
9	09481-15101	.FUSE (15A)	1	
10	02112-06358	SCREW	1	
11	02112-06168	SCREW	1	
12	08322-21068	WASHER	1	
13-1	32800-45250	RECTIFIER, regulator	1	model Z
13-2	32800-49320	RECTIFIER, regulator	1	model D
14	02112-06128	SCREW	1	
15-1	47410-49310	PLATE, parts holder	1	
15-2	47410-49301	PLATE, parts holder	1	E22
16	47419-49301	COVER, parts holder	1	
17	01107-06168	BOLT	2	
18	09160-06063	WASHER	2	
19	09320-08013	CUSHION	2	
20	09180-07005	SPACER	2	
21	33410-49210	COIL, ignition No.1	1	
22	33420-49210	COIL, ignition No.2	1	
23	08310-11068	NUT	4	
24	33510-45010	CAP, spark plug	4	
25	33541-32410	SEAL, spark plug	4	to 33541-38210
26	33542-96000	SEAL, hightension cord	4	

FIG.46

F - 13

FIG.46 (F-13) WIRING HARNESS



REF.NO.	PART NO.	DESCRIPTION	Q'TY	REMARKS
1-1	36610-49300	WIRING HARNESS	1	model Z
1-2	36610-49311	WIRING HARNESS	1	model Z,E22 from 36610-49310
1-3	36610-49330	WIRING HARNESS	1	model D
1-4	36610-49340	WIRING HARNESS	1	model D,E22
2	09407-18301	CLAMP (L:180)	5	
3	09407-12402	CLAMP (L:120)	5	
4-1	09404-06414	CLAMP (L:80)	2	
4-2	09404-06401	CLAMP (L:50)	1	
5	09404-06415	CLAMP (L:95)	1	
6	09404-06412	CLAMP (L:60)	2	
7	36618-49300	GUIDE	1	
8	37110-49300	SWITCH ASSY, ignition	1	
9	02122-05108	SCREW	2	
10	37740-04571	SWITCH, brake lamp	1	
11	09443-06027	SPRING	1	
12-1	38500-49320	HORN	1	
12-2	38500-49300	HORN	1	E4,E34,E39
12-3	38500-49310	HORN	1	E18
13	01107-08128	BOLT	2	
14	08322-11088	WASHER	2	
15	36853-45000	LEAD WIRE, pressure switch	1	to 36853-45001
16	37850-49300	SWITCH, side cover left	1	
17	03241-04088	SCREW	2	
18	37146-49300	KEY, black	1	OPT

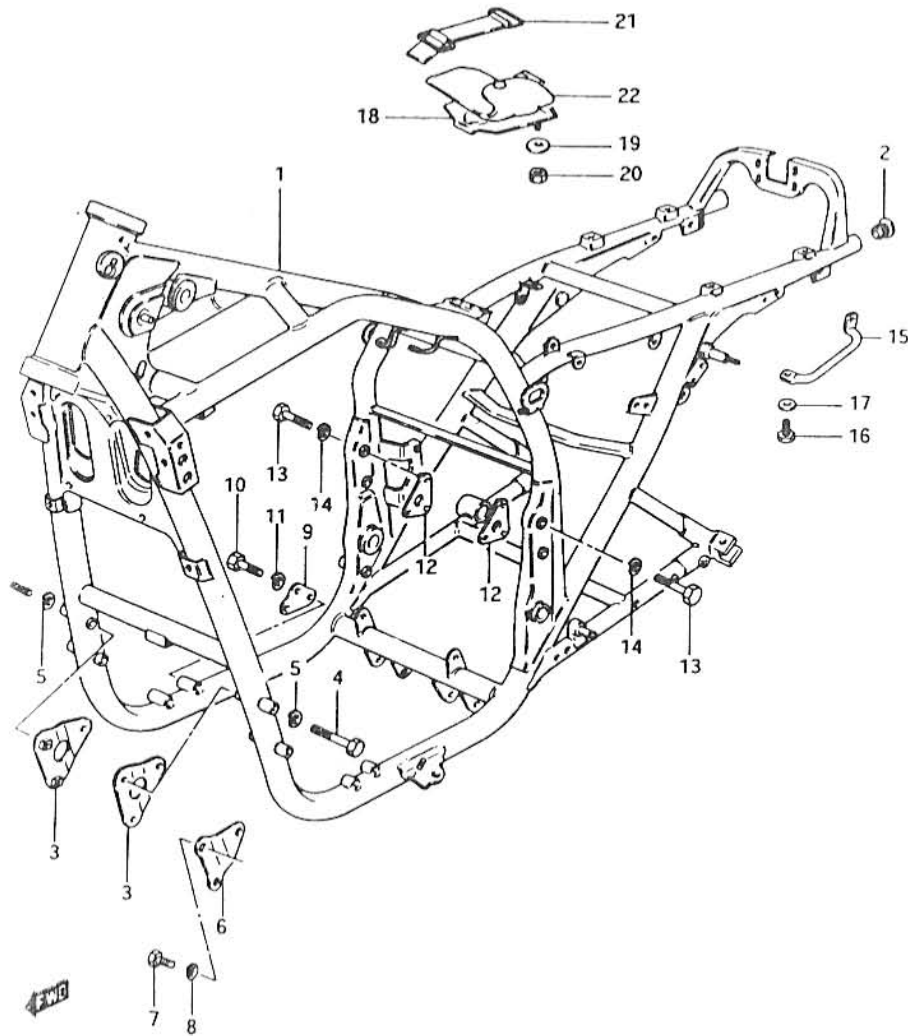
X11005Z E1

Revised 1 Jun., '83
GSX1100SD E1

FIG.47

G - 2

FIG.47 (G- 2) FRAME (model Z)



Q'TY

REF.NO.	PART NO.	DESCRIPTION	Q'TY	REMARKS
1-1	41100-49300-13L	FRAME (Silver)	1	to 41100-49301-13L with 09111-06038(2pcs.)
1-2	41100-49301-13L	FRAME (Silver)	1	to 41100-49900-13L with 41911-45950-13L(2pcs. 01107-08168(4pcs.))
1-3	41100-49340-13L	FRAME (Silver)	1	E15,E17 to 41111-49341-13L with 09111-06038(2pcs.)
1-4	41100-49341-13L	FRAME (Silver)	1	E15,E17 to 41100-49940-13L with 41911-45950-13L(2pcs. 01107-08168(4pcs.))
1-5	41100-49330-13L	FRAME (Silver)	1	E16,E18 to 41100-49331-13L with 09111-06038(2pcs.)
1-6	41100-49331-13L	FRAME (Silver)	1	E16,E18 to 41100-49930-13L with 41911-45950-13L 01107-08168(4pcs.)
1-7	41100-49320-13L	FRAME (Silver)	1	E22,E25,E26 to 41100-49322-13L with 09111-06038(2pcs.)
1-8	41100-49322-13L	FRAME (Silver)	1	E22,E25,E26 to 41100-49920-13L with 41911-45950-13L(2pcs. 01107-08168(4pcs.))
2	09250-22002	PLUG, rear	2	
3	41910-49200-13L	PLATE, No.1 (Silver)	2	
4	09104-08021	BOLT	4	
5	08321-21088	LOCK WASHER	4	
6	41911-45950-13L	PLATE, No.1 (Silver)	2	
7	01107-08168	BOLT	4	
8	08321-21088	LOCK WASHER	4	
9	41921-49000-13L	PLATE, No.2 (Silver)	2	
10	09104-08019	BOLT	4	
11	08321-21088	LOCK WASHER	4	

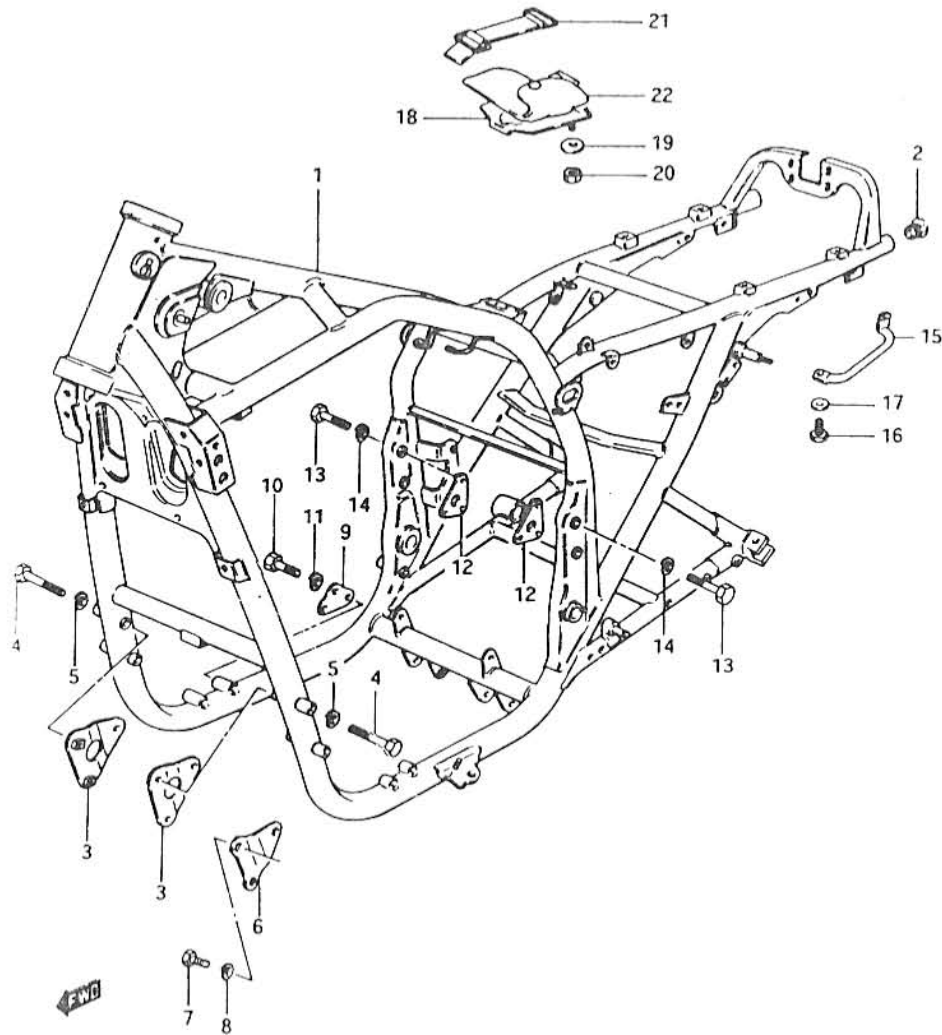
FIG.48 (G-4) : model D

FIG.47

G - 3

34

FIG.47 (G- 3) FRAME (model 2)



REF.NO.	PART NO.	DESCRIPTION	Q'TY	REMARKS
12	41940-49000-13L	PLATE, No.3 (Silver)	2	
13	09104-08020	BOLT	4	
14	08321-21088	LOCK WASHER	4	
15	41610-49301	GRIP, frame handle	1	
16	01107-08168	BOLT	1	
17	08322-11088	WASHER	1	
18	41550-49200	HOLDER, tool	1	
19	09160-06021	WASHER	2	
20	08310-11068	NUT	2	
21	09462-00072	BAND, tool	1	
22	09800-00239	TOOL SET	1	

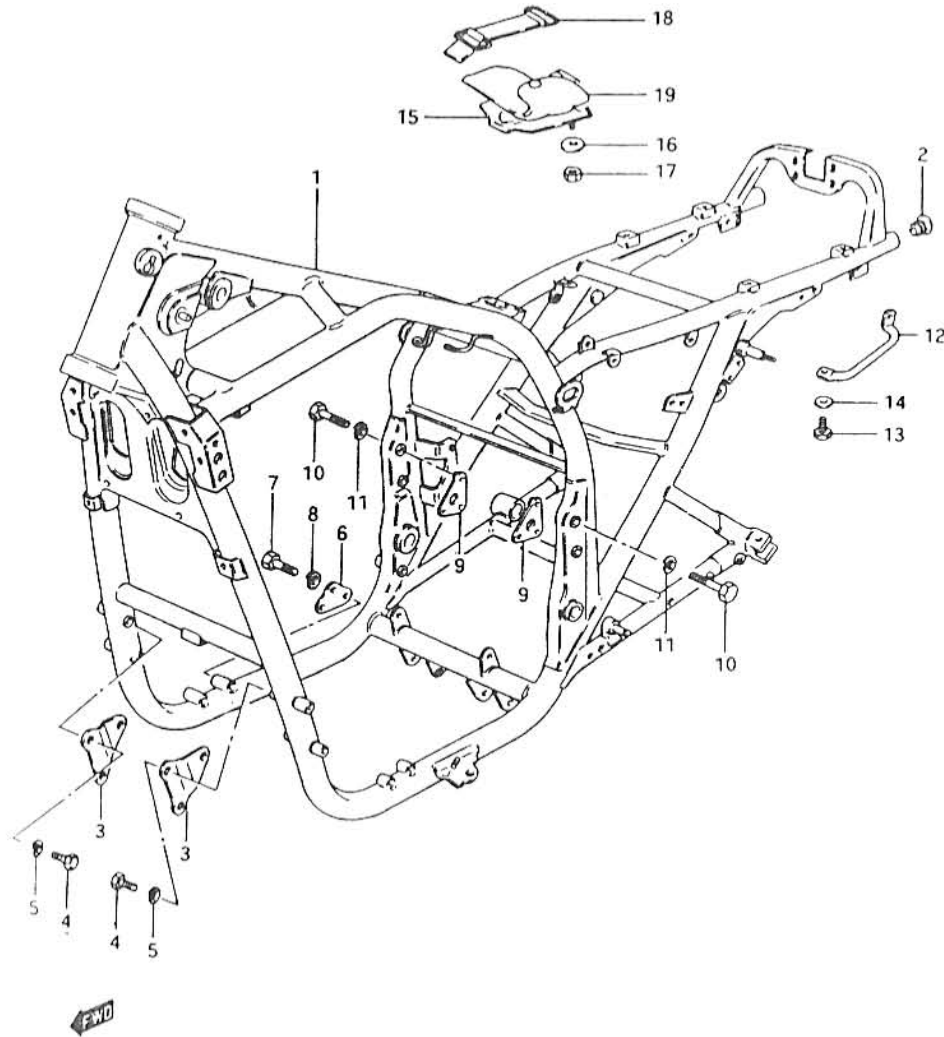
FIG.48 (G-4) : model D

FIG.48

G - 4

56

FIG.48 (G- 3) FRAME (model D)

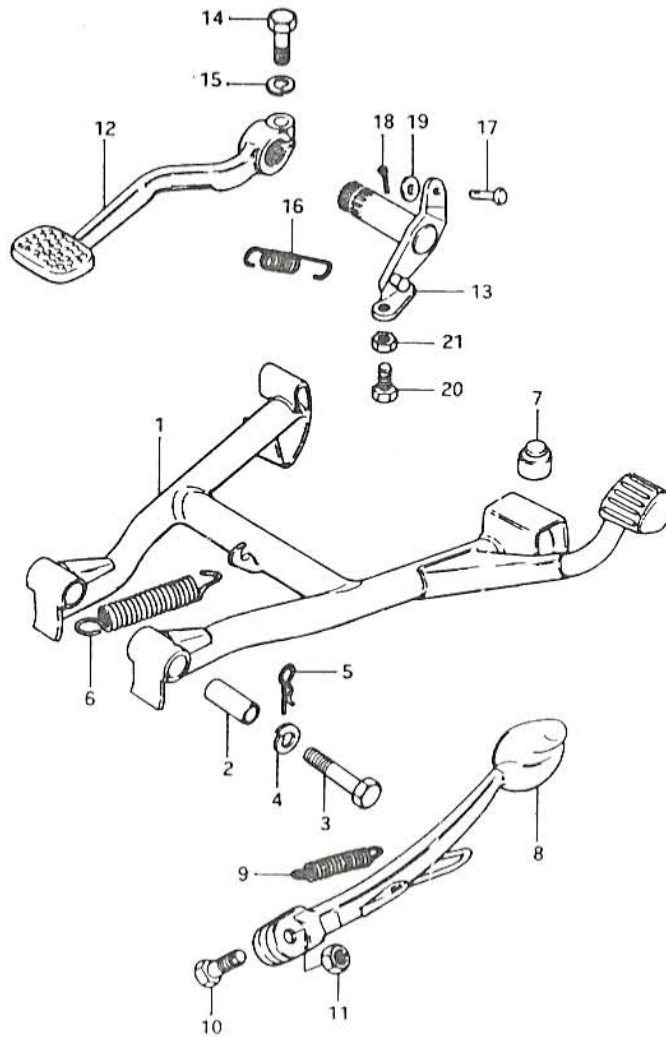


REF.NO.	PART NO.	DESCRIPTION	Q'TY	REMARKS
1-1	41100-49303-13L	FRAME (Silver)	1	
1-2	41100-49343-13L	FRAME (Silver)	1	E15,E17
1-3	41100-49333-13L	FRAME (Silver)	1	E16,E18
1-4	41100-49323-13L	FRAME (Silver)	1	E22,E26
2	09250-22002	PLUG, rear	2	
3	41911-45950-13L	PLATE, No.1 (Silver)	2	
4	01107-08168	BOLT	4	
5	08321-21088	LOCK WASHER	4	
6	41921-49000-13L	PLATE, No.2 (Silver)	2	
7	09104-08019	BOLT	4	
8	08321-21088	LOCK WASHER	4	
9	41940-49000-13L	PLATE, No.3 (Silver)	2	
10	09104-08020	BOLT	4	
11	08321-21088	LOCK WASHER	4	
12	41610-49301	GRIP, frame handle	1	
13	01107-08168	BOLT	1	
14	08322-11088	WASHER	1	
15	41550-49200	HOLDER, tool	1	
16	09160-06021	WASHER	2	
17	08310-11068	NUT	2	
18	09462-00072	BAND, tool	1	
19	09800-00239	TOOL SET	1	

FIG.49

G - 5

FIG.49 (G- 4) STAND



REF.NO.	PART NO.	DESCRIPTION	Q'TY	REMARKS
1	42100-49301	STAND, center	1	
2	09180-10040	SPACER (10.7x15.9x38)	2	
3	09101-10018	BOLT	2	
4	08321-21108	LOCK WASHER	2	
5	09385-10001	CLIP	2	
6	09443-20001	SPRING	1	
7	09321-10001	CUSHION	1	
8	42310-49300	STAND, prop	1	
9-1	09443-17010	SPRING	1	model Z
9-2	09443-17005	SPRING	1	model D
10	09100-10067	BOLT (10x30)	1	
11	08310-22108	NUT	1	
12-1	43110-49301	PEDAL, brake	1	model Z
12-2	43111-49310	PEDAL, brake	1	model D
13	43120-49301	ARM, brake pedal rod	1	
14-1	01204-08257	BOLT	1	model Z
14-2	01107-08308	BOLT	1	model D
15	08321-21088	LOCK WASHER	1	
16	09443-12022	SPRING	1	
17	09200-06037	PIN	1	
18	04111-20158	COTTER PIN	1	
19	08322-21068	WASHER	1	
20	01107-06208	BOLT	1	
21	08310-11068	NUT	1	

FIG.50 (G-5) : E16, E18, E22, E25, E26

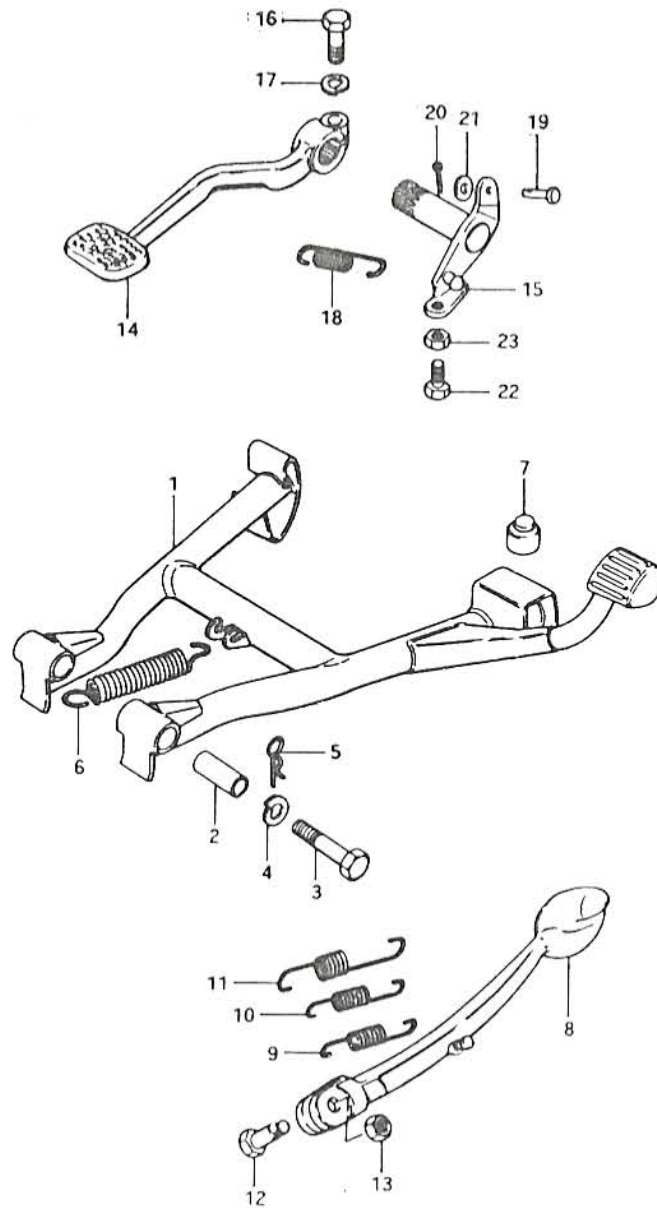
FIG. 50

G - 6

58

FIG. 50 (G- 5) STAND (E16, E18, E22, E25, E26)

Q'TY



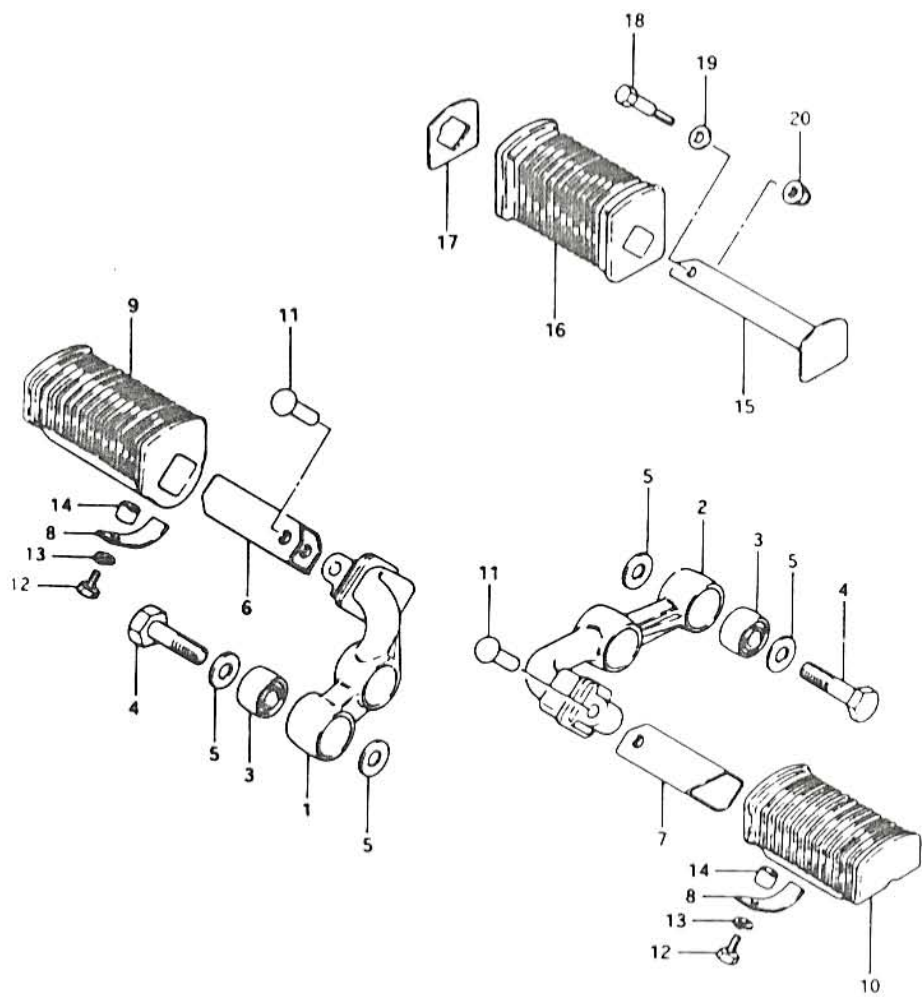
REF.NO.	PART NO.	DESCRIPTION	Q'TY	REMARKS
1-1	42100-49301	STAND, center	1	E16,E18
1-2	42100-49311	STAND, center	1	E22,E26,model Z E25
2	09180-10040	SPACER (10.7x15.9x38)	2	
3	09101-10018	BOLT	2	
4	08321-21108	LOCK WASHER	2	
5	09385-10001	CLIP	2	
6-1	09443-20001	SPRING	1	E16,E18
6-2	09443-18003	SPRING	2	E22,E26,model Z E25
7	09321-10001	CUSHION	1	
8	42310-49310	STAND, prop	1	
9	09443-15013	SPRING	1	E16,E18,E26
10	09443-14019	SPRING, inner	1	E22,model Z E25
11	09443-22002	SPRING, outer	1	E22,model Z E25
12	09111-10024	BOLT	1	
13	08310-22108	NUT	1	
14-1	43110-49301	PEDAL, brake	1	model Z
14-2	43111-49310	PEDAL, brake	1	model D
15	43120-49301	ARM, brake pedal rod	1	
16-1	01204-08257	BOLT	1	model Z
16-2	01107-08308	BOLT	1	model D
17	08321-21088	LOCK WASHER	1	
18	09443-12022	SPRING	1	
19	09200-06037	PIN	1	
20	04111-20158	COTTER PIN	1	
21	08322-21068	WASHER	1	
22	01107-06208	BOLT	1	
23	08310-11068	NUT	1	

FIG.51

G-7

35

FIG.51 (G-7) FOOTREST (model Z)



REF.NO.	PART NO.	DESCRIPTION	Q'TY	REMARKS
1	43510-49300	BAR, footrest RH	1	
2	43520-49300	BAR, footrest LH	1	
3	09319-10047	BUSH	4	
4	09104-10012	BOLT	4	
5	09160-10057	WASHER	8	
6	43530-49300	HOLDER, cover RH	1	
7	43540-49300	HOLDER, cover LH	1	
8	43571-49300	PLATE, footrest stopper	2	
9	43551-49300	COVER, RH	1	
10	43561-49300	COVER, LH	1	
11	05011-08229	PIN	2	
12	01107-06168	BOLT	2	
13	08321-21068	LOCK WASHER	2	
14	09180-06082	SPACER	2	
15-1	43610-49300	BAR, RH	1	
15-2	43620-49300	BAR, LH	1	
16	43612-49201	COVER	2	
17	43631-45001	WASHER	2	
18-1	09111-06034	BOLT (L:40)	2	
18-2	09111-06038	BOLT (L:45)	2	
19	08322-11088	WASHER	2	
20	08319-31068	NUT	2	

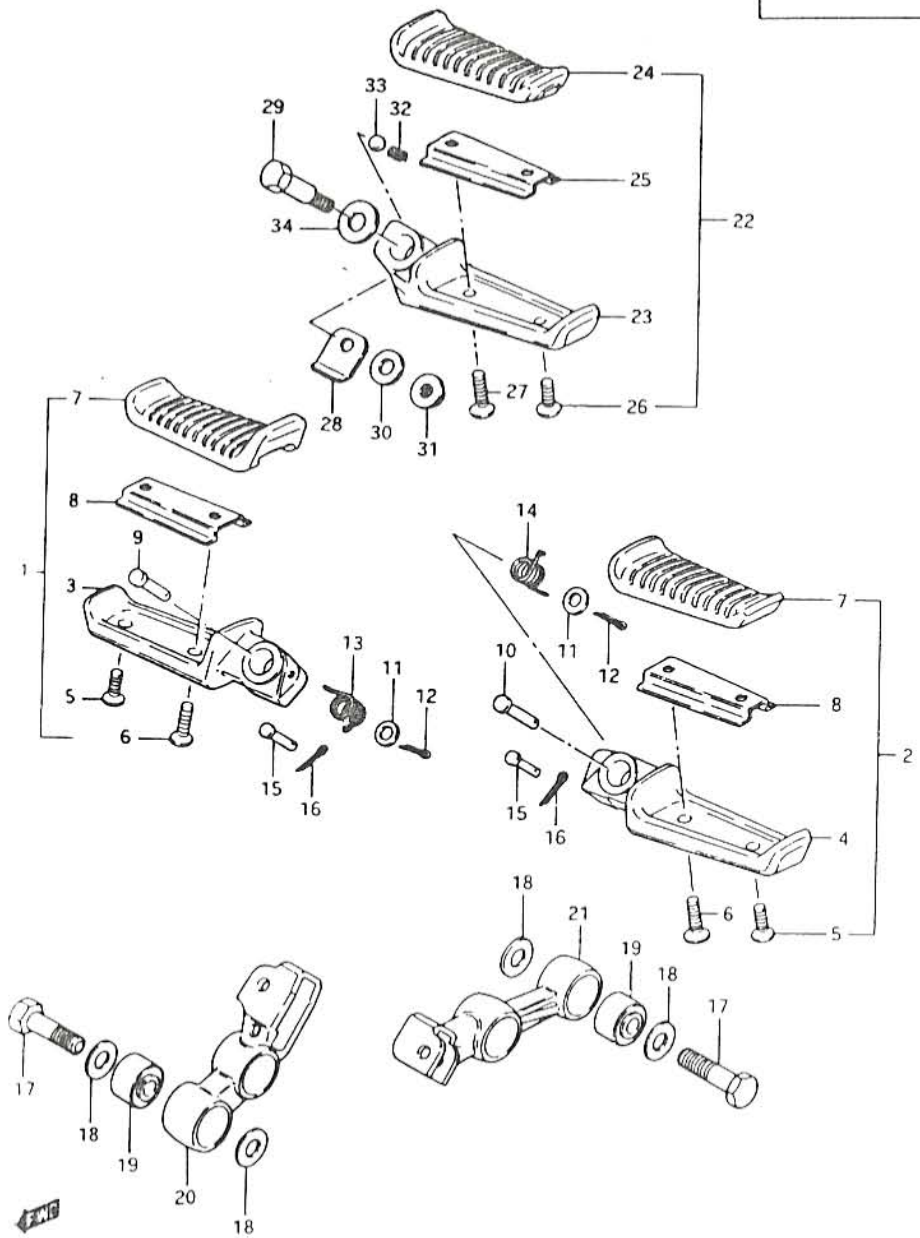
FIG.52 (G-8) : model D

Revised 1 Jun., '83

FIG.52

G - 8

FIG.52 (G- 8) FOOTREST (model D)



REF.NO.	PART NO.	DESCRIPTION	Q'TY	REMARKS
1	43501-33300	FOOTREST ASSY, front RH	1	
2	43502-33300	FOOTREST ASSY, front LH	1	
3	43510-33300	.BAR, front footrest RH	1	
4	43520-33300	.BAR, front footrest LH	1	
5	02112-05128	.SCREW	2	
6	02112-05168	.SCREW	2	
7	43551-33300	.RUBBER, front footrest	2	
8	43580-33300	.PLATE, front footrest rubber	2	
9	09200-08002	PIN, RH	1	
10	09200-08040	PIN, LH	1	
11	08322-11088	WASHER	2	
12	04111-20208	COTTER PIN	2	
13	09448-10002	SPRING, RH	1	
14	09448-14028	SPRING, LH	1	
15	09200-06040	PIN	2	
16	04111-20208	COTTER PIN	2	
17	09104-10012	BOLT	4	
18	09160-10057	WASHER	8	
19	09319-10047	BUSH	4	
20	43531-49310	HOLDER, front footrest RH	1	
21	43541-49310	HOLDER, front footrest LH	1	
22-1	43600-45501	FOOTREST ASSY, pillion RH	1	
22-2	43700-45501	FOOTREST ASSY, pillion LH	1	
23-1	43610-45501	.BAR, pillion footrest RH	1	
23-2	43710-45501	.BAR, pillion footrest LH	1	
24	43612-45500	.RUBBER, pillion footrest	2	
25	43632-45500	.PLATE, rubber stop	2	
26	02132-05127	.SCREW	2	
27	02132-05168	.SCREW	2	
28	43635-45510	PLATE, spring stop	2	
29	09111-06038	BOLT	2	
30	08322-11088	WASHER	2	
31	08319-31068	NUT	2	
32	09440-05003	SPRING	2	
33	06111-07004	STEEL BALL	2	
34	09181-08004	SHIM	2	

Revised 1 Jun., '83

FIG.53

G-9

61

FIG.53 (G- 8) FUEL TANK (model Z)

Q'TY

REF.NO.	PART NO.	DESCRIPTION	REMARKS
1	44100-49300-13L	TANK, fuel (Silver)	1
2	68111-33200-05F	EMBLEM (Red)	2
3	44200-34301	KEY CAP, filler	1
4	09329-10007	CUSHION, front	2
5	44541-34500	CUSHION, center	1
6	09320-14013	CUSHION, rear upper	2
7	09320-10020	CUSHION, rear lower	2
8	09160-06004	WASHER	2
9	09180-06072	SPACER	2
10	01107-06308	BOLT	2

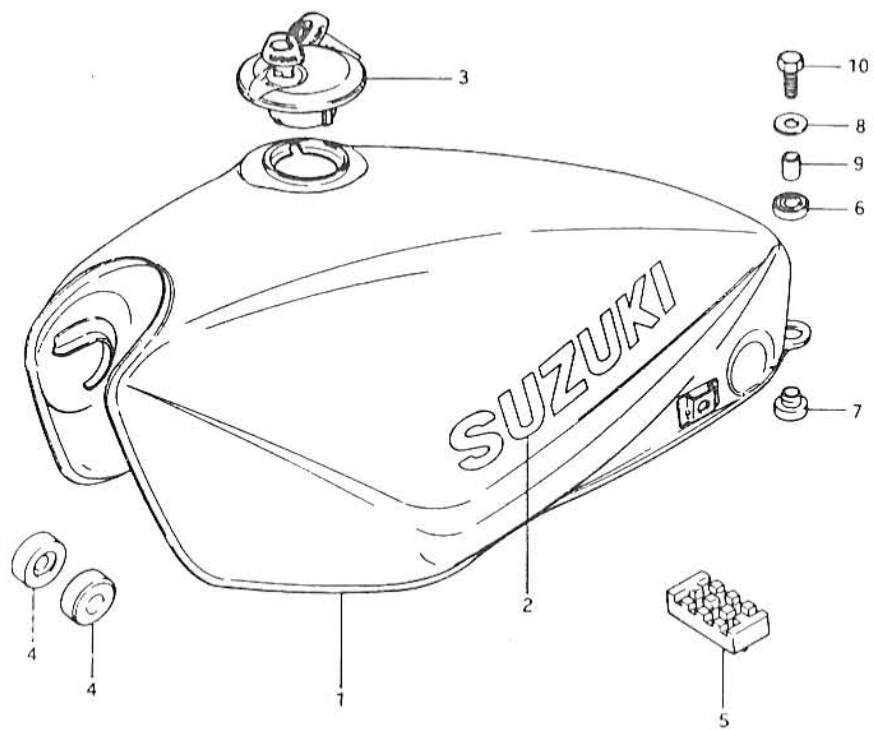


FIG.54 (G-9) : model D

FIG. 54

G-10

FIG. 54 (G- 9) FUEL TANK (model D)

Q'TY

REF.NO.	PART NO.	DESCRIPTION	REMARKS
1	44100-49310-87A	TANK, fuel (Silver)	1
2	68110-49300-75G	.TAPE SET, fuel tank	1
3	68111-33200-05F	.EMBLEM (Red)	2
4	44100-49310-87B	TANK, fuel	1
5	68110-49300-87K	.TAPE SET, fuel tank	1
6	68111-33200-05F	.EMBLEM (Red)	2
7	44200-34302-KEY	CAP, filler	1
8	09329-10007	CUSHION, front	2
9	44541-34500	CUSHION, center	1
10	09320-14013	CUSHION, rear	2
11	09320-10020	CUSHION, rear	2
12	09160-06004	WASHER	2
13	09180-06072	SPACER	2
14	01107-06308	BOLT	2

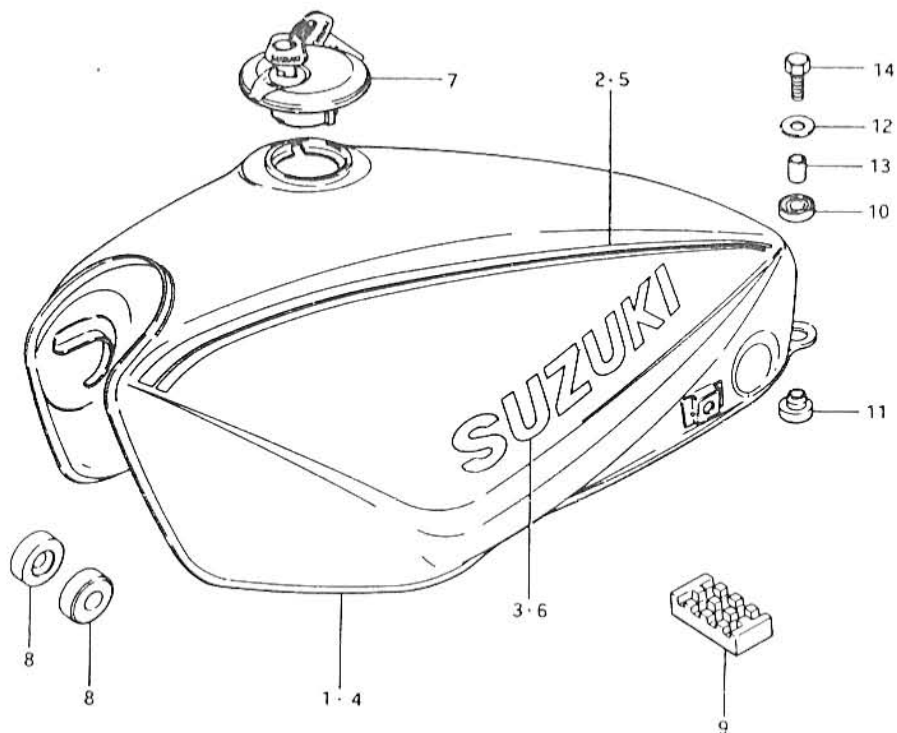


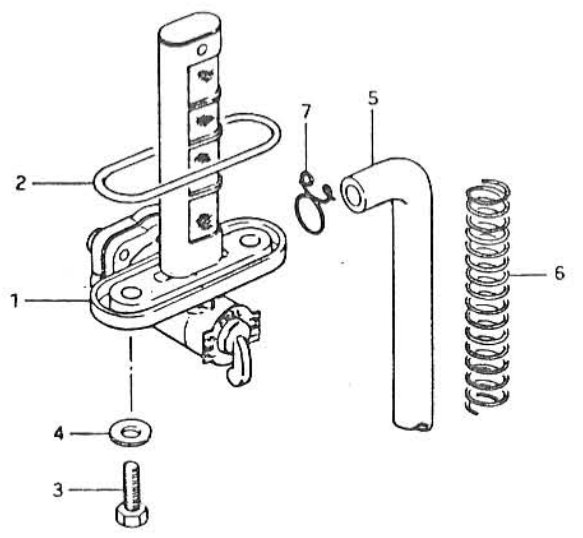
FIG. 55

G - 11

63

FIG. 55 (G-10) FUEL COCK

REF.NO.	PART NO.	DESCRIPTION	Q'TY	REMARKS
1	44300-45370	COCK ASSY, fuel	1	
2	44348-49170	.O RING	1	
3	09128-06006	BOLT	2	
4	09168-06010	GASKET	2	
5	09343-07091	HOSE, fuel (L:270)	1	
6	09440-13020	SPRING	1	
7	09401-10403	CLIP	2	



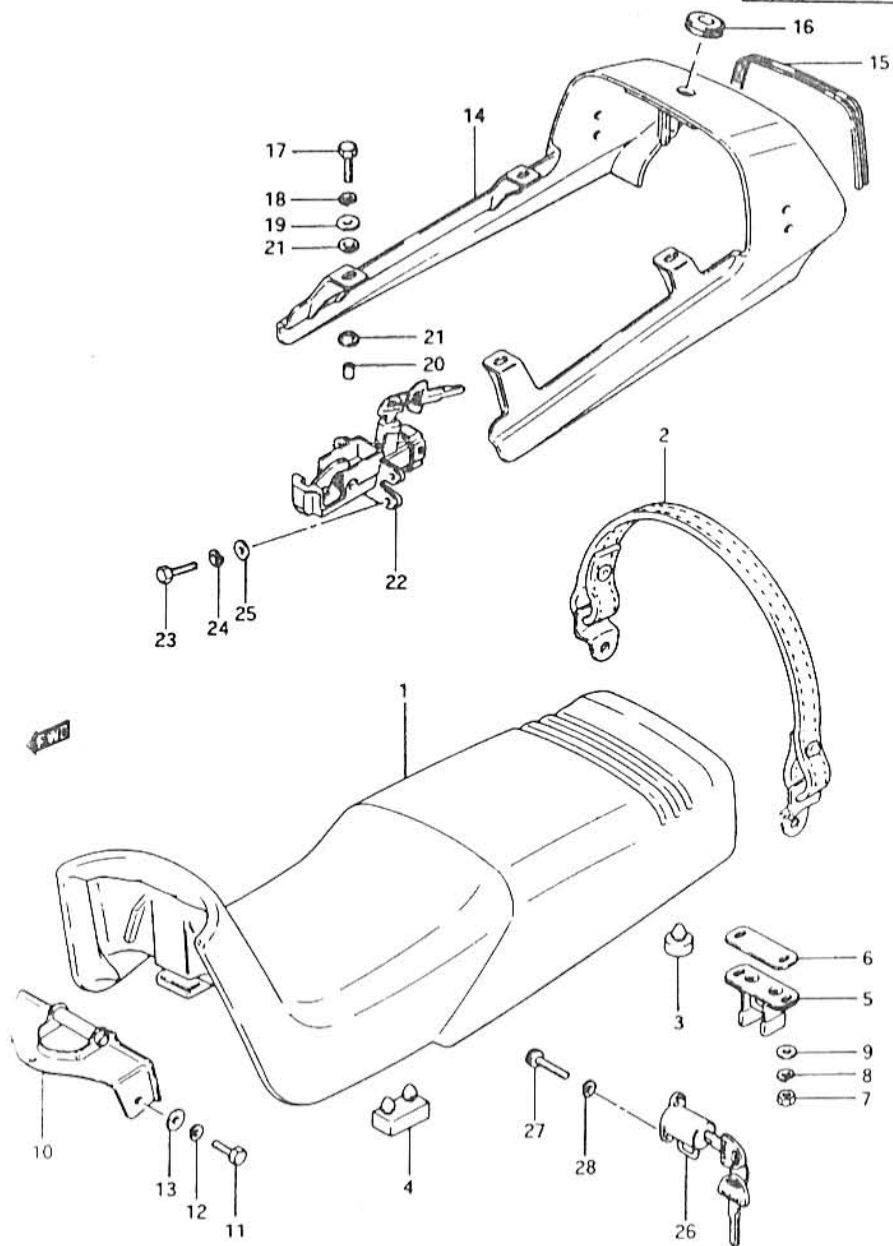
FWG

FIG.56

G-12

37

FIG.56 (G-12) SEAT (model Z)



REF.NO.	PART NO.	DESCRIPTION	Q'TY	REMARKS
1-1	45100-49300-80Z	SEAT ASSY	1	
1-2	45100-49305-80Z	SEAT ASSY	1	E4,E16,E21,E22,E24,E34,E'
2	45180-49306-46Y	BAND, seat grip (Gray)	1	E4,E16,E21,E22,E24,E34,E'
3	09321-08009	CUSHION	5	
4	09329-10001	CUSHION	2	
5	45210-44101	STRIKER, seat lock	1	
6	45217-44100	SHIM	2	
7	08310-22068	NUT	2	
8	08321-21068	LOCK WASHER	2	
9	08322-21068	WASHER	2	
10	45210-49301	PLATE, front	1	
11	01107-06128	BOLT	3	
12	08321-21068	LOCK WASHER	3	
13	08322-21068	WASHER	3	
14	45511-49300-13Y	COVER, seat tail (Blue)	1	
15	45562-49300	MOUL, seat tail	1	
16	45522-49200	GROMMET	1	
17	01107-06258	BOLT	4	
18	06321-21068	LOCK WASHER	4	
19	09160-06004	WASHER	4	
20	09180-07013	SPACER	4	
21	09320-10003	CUSHION	8	
22	95700-49300-KEY	LOCK, seat	1	
23	01104-05128	BOLT	4	
24	08321-21058	LOCK WASHER	4	
25	08322-21058	WASHER	4	
26	95700-35821	LOCK, helmet	1	
27	09106-06005	BOLT	2	
28	08321-21068	LOCK WASHER	2	

FIG.57 (G-13) : model D

Revised 1 Jun., '83

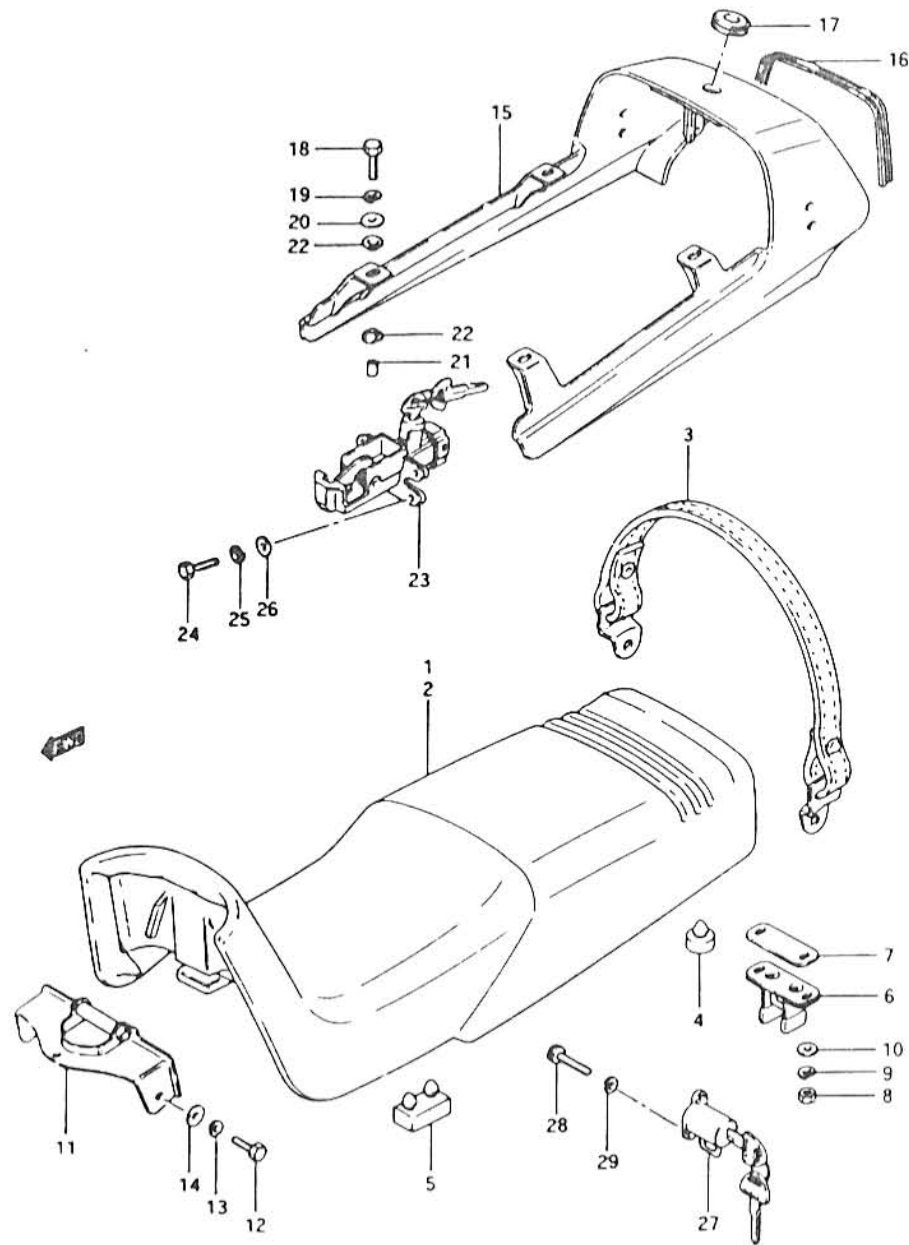
REVISED

FIG.57

G - 13

38

FIG.57 (G-13) SEAT (model D)



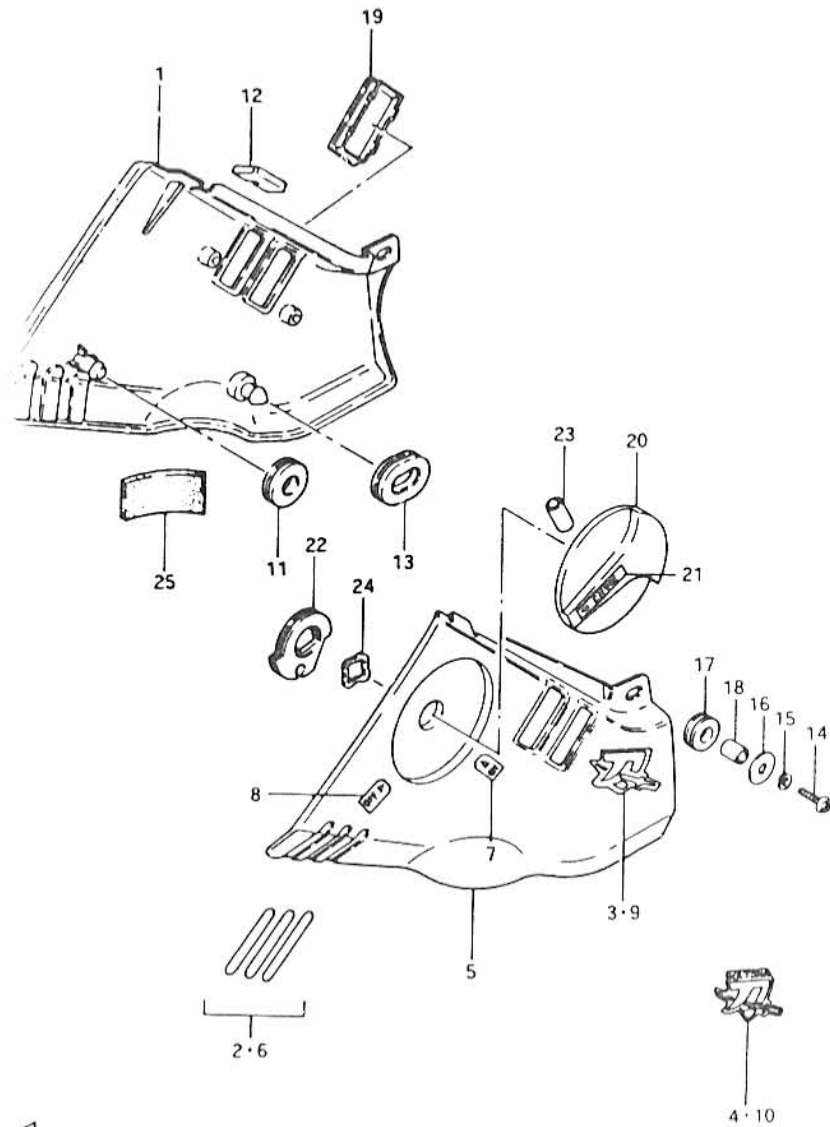
REF.NO.	PART NO.	DESCRIPTION	Q'TY	REMARKS
1-1	45100-49300-86Y	SEAT ASSY	1	for 87A
1-2	45100-49300-86Z	SEAT ASSY	1	for 87B
2-1	45100-49305-86Y	SEAT ASSY	1	E4,E6,E16,E21,E22,E24, E34,E39
2-2	45100-49305-86Z	SEAT ASSY	1	E4,E6,E16,E21,E22,E24 E34,E39
3	45180-49306-49V	BAND, seat grip (Gray)	1	E4,E6,E16,E21,E22,E24, E34,E39
4	09321-08009	CUSHION	5	
5	09329-10001	CUSHION	2	
6	45210-44101	STRIKER, seat lock	1	
7	45217-44100	SHIM	2	
8	08310-22068	NUT	2	
9	08321-21068	LOCK WASHER	2	
10	08322-21068	WASHER	2	
11	45210-49301	PLATE, front	1	
12	01107-06128	BOLT	3	
13	08321-21068	LOCK WASHER	3	
14	08322-21068	WASHER	3	
15	45511-49300-291	COVER, seat tail (Black)	1	
16	45562-49301	MOUL, seat tail	1	
17	45522-49200	GROMMET	1	
18	01107-06258	BOLT	4	
19	08321-21068	LOCK WASHER	4	
20	09160-06004	WASHER	4	
21	09180-07013	SPACER	4	
22	09320-10003	CUSHION	8	
23	95700-49300-KEY	LOCK, seat	1	
24	01104-05128	BOLT	4	
25	08321-21058	LOCK WASHER	4	
26	08322-21058	WASHER	4	
27	95700-35821	LOCK, helmet	1	
28	09106-06024	BOLT	2	
29	08321-21068	LOCK WASHER	2	

FIG. 58

G - 14

66

FIG. 58 (G-13) FRAME COVER



REF.NO.	PART NO.	DESCRIPTION	Q'TY	REMARKS
1	47101-49820-13L	COVER, frame RH (Silver)	1	
2	68134-49300	.LABEL, dent RH	3	
3	68131-34310-67T	EMBLEM, RH	1	model Z
4	68131-34320-67T	EMBLEM, RH	1	model D
5	47201-49820-13L	COVER, frame LH (Silver)	1	
6	68144-49300	.LABEL, dent LH	3	
7	68224-49300	.LABEL, chock "ON"	1	
8	68225-49300	.LABEL, chock "OFF"	1	
9	68131-34310-67T	EMBLEM, LH	1	model Z
10	68131-34320-67T	EMBLEM, LH	1	model D
11	09320-08018	CUSHION, front No.1	2	
12	09329-02002	CUSHION, front No.2	2	
13	09329-08003	CUSHION, rear	2	
14	02112-06168	SCREW	2	
15	08321-21068	LOCK WASHER	2	
16	09160-06020	WASHER	2	
17	09320-08007	CUSHION	2	
18	09180-06038	SPACER	2	
19	47129-49300	CAP, switch hool	2	
20	58481-49301-13L	LEVER, starter (Silver)	1	
21	68223-49300	LABEL, chock	1	
22	58482-49300	HOLDER, starter	1	
23	58483-49300	TUBE, starter lever	1	
24	09164-16003	WASHER, weve	1	
25	78821-67000	RUBBER	2	

FIG.59

H - 2

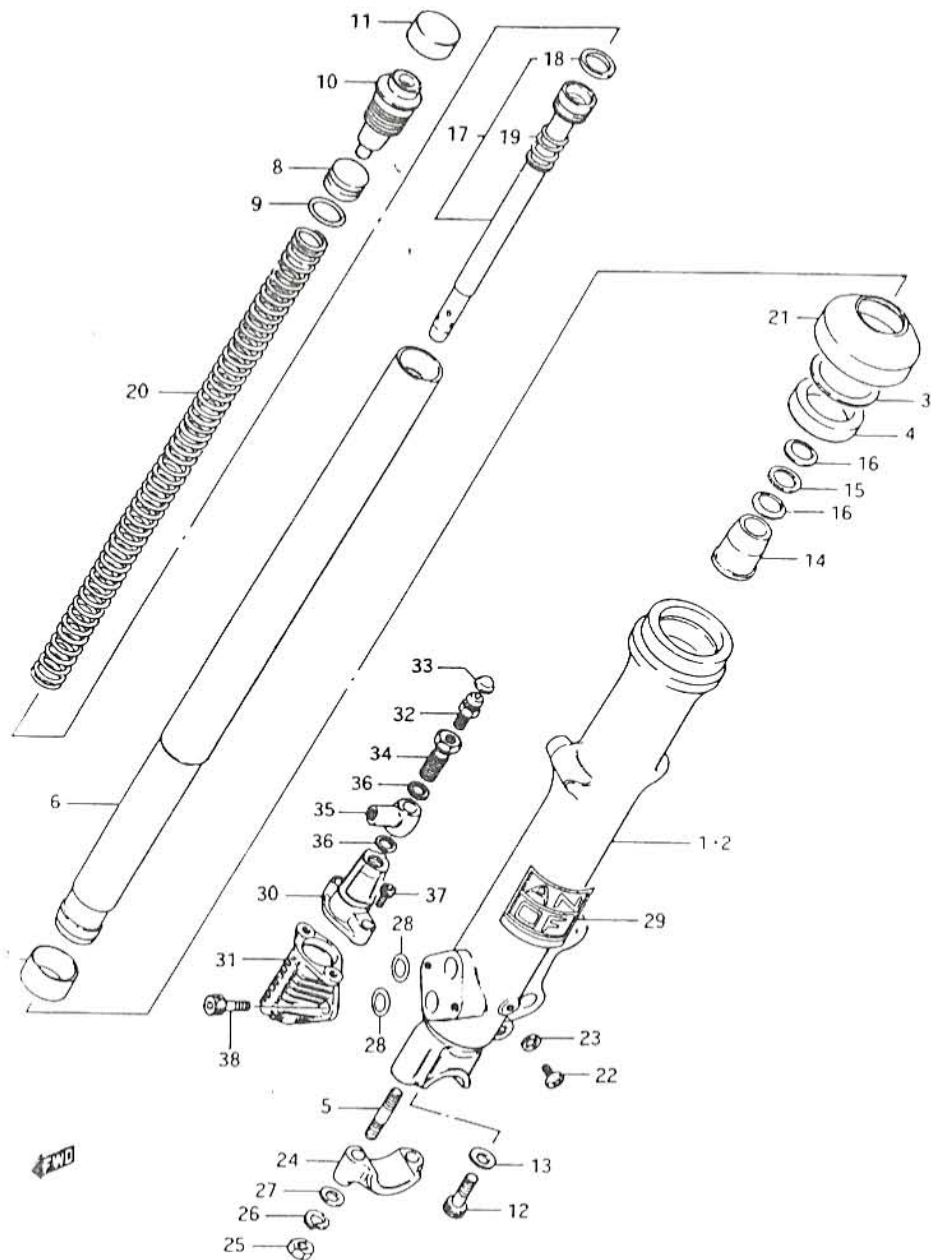


FIG.59 (H- 2) FRONT DAMPER (model Z)

REF.NO.	PART NO.	DESCRIPTION	Q'TY	REMARKS
	51103-49310	DAMPER ASSY, RH	1	
	51104-49310	DAMPER ASSY, LH	1	
1	51130-49300	.OUTER TUBE, RH	1	
2	51140-49300	.OUTER TUBE, LH	1	
3	51156-40301	..SNAP RING	2	
4	51153-49000	..OIL SEAL	2	to 51153-49001
5	01411-08308	..STUD BOLT	4	
6	51110-49300	.INNER TUBE	2	
7	51121-49200	..PISTON	2	
8	51172-45110	.PISTON, free	2	
9	51117-45110	.O RING	2	
10	51351-49200	.CAP	2	
11	51189-49300	.CAP, rubber	2	
12	51147-16510	.BOLT	2	
13	51148-41310	.GASKET	2	
14	51195-45420	.PIECE OIL LOCK	2	
15	51123-45420	.WASHER	2	
16	51125-45420	.LEAF SPRING	4	
17	51146-49300	.CYLINDER	2	
18	51196-49000	..PISTON RING	2	
19	51177-49000	..SPRING, reaction	2	
20	51171-49310	:SPRING	2	
21	51173-49002	.DUST SEAL	2	
22	02112-04088	.SCREW	2	
23	51183-03010	.GASKET	2	
24	51132-49000	.HOLDER, axle	2	
25	09140-08005	.NUT	4	
26	08321-21088	.LOCK WASHER	4	
27	08322-21088	.WASHER	4	
28	51799-44130	.O RING	4	
29	51149-44130	.LABEL	1	

FIG.60 (H-4) : model D

Revised 1 Jun., '83

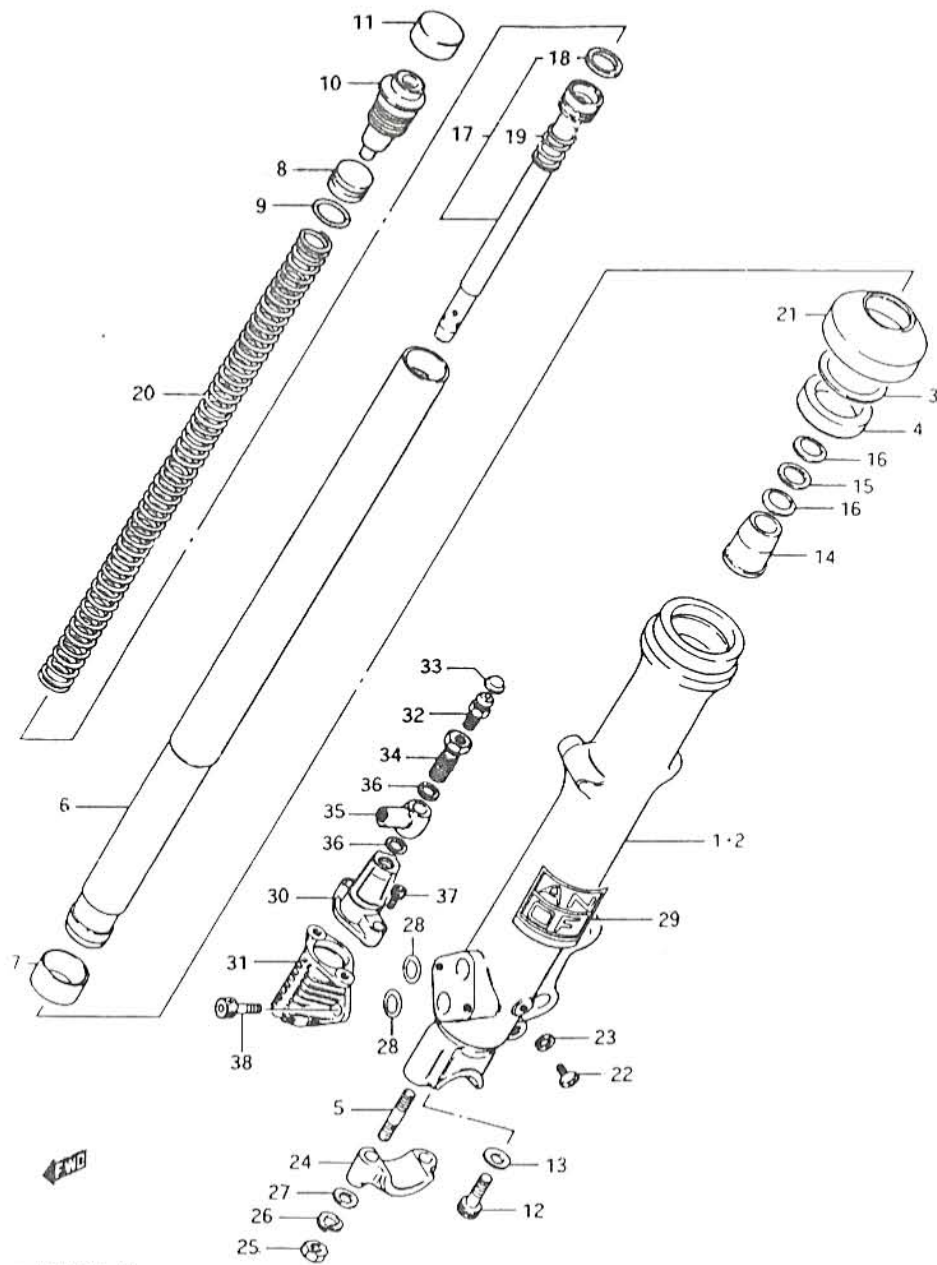
GSX1100SD E1

005D E1

FIG.59

H - 3

FIG.59 (H- 3) FRONT DAMPER (model Z)



REF.NO.	PART NO.	DESCRIPTION	Q'TY	REMARKS
30	51700-44832	.MODULATOR PLANGER SET	2	from 51700-44831
31	51700-49811	.MODULATOR VALVE SET	2	from 51700-49810
32	51778-44130	.BREATHER, air	2	
33	51779-44130	.CAP	2	
34	51753-49300	.BOLT, union	2	
35	51765-49300	.UNION	2	
36	09161-10005	.GASKET	4	
37	51797-44160	.BOLT, modulator (6x10)	4	
38	51796-44130	.BOLT, modulator (6x16)	4	

FIG.60 (H-4) : model D

Revised 1 Jun., '83

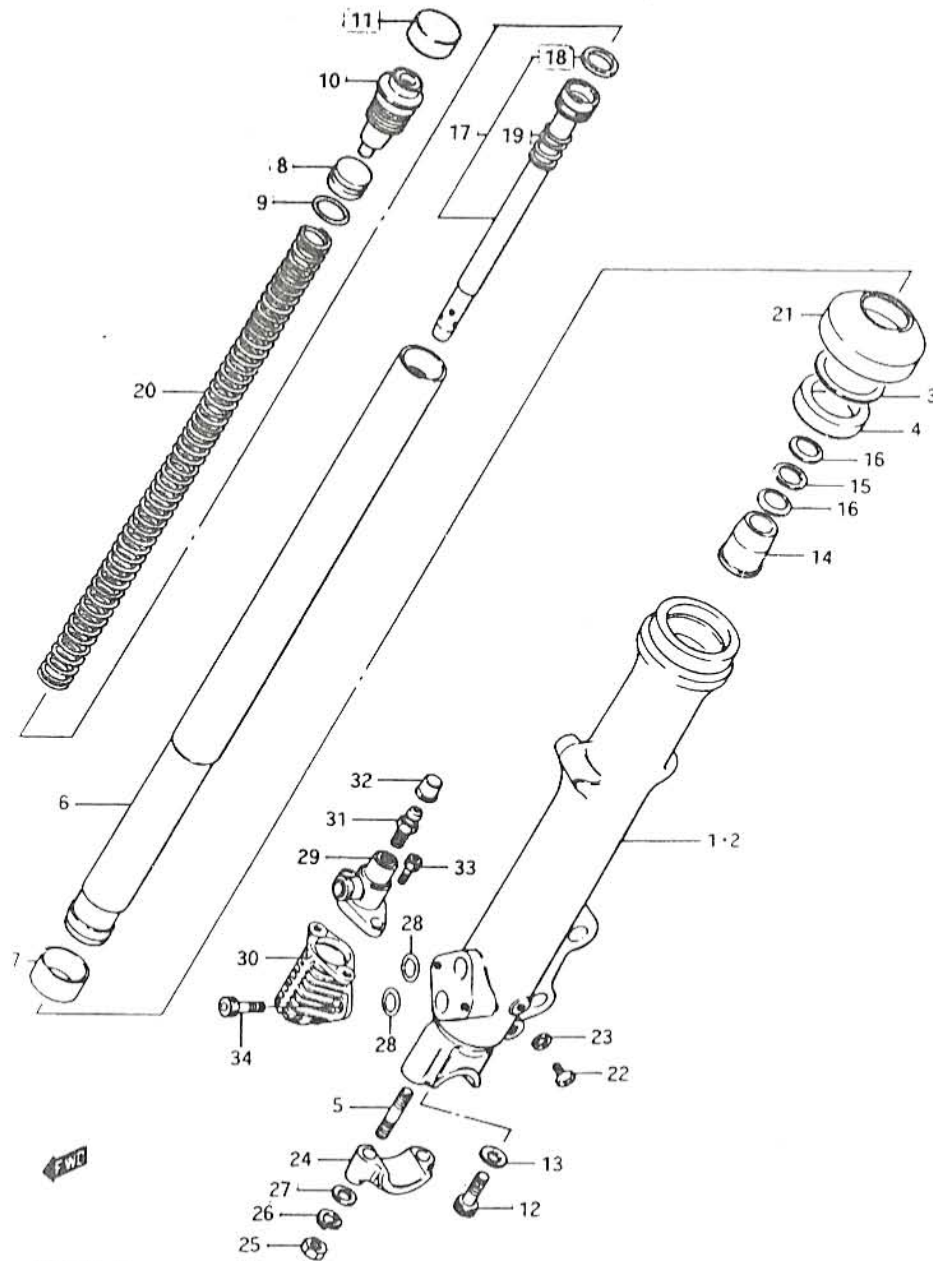
GSX1100SD E1

GSX1100SD E1

FIG.60

H-4

FIG.60 (H- 4) FRONT DAMPER (model D)



REF.NO.	PART NO.	DESCRIPTION	Q'TY	REMARKS
	51103-49330	DAMPER ASSY, RH	1	
	51104-49330	DAMPER ASSY, LH	1	
1	51130-49330-15T	.OUTER TUBE, RH	1	
2	51140-49330-15T	.OUTER TUBE, LH	1	
3	51156-40301	..SNAP RING	2	
4	51153-49001	..OIL SEAL	2	
5	01411-08308	..STUD BOLT	4	
6	51110-49300	.INNER TUBE	2	
7	51121-49200	..PISTON	2	
8	51172-45110	.PISTON, free	2	
9	51117-45110	.O RING	2	
10	51351-49200	.CAP	2	
11	51189-49300	.CAP, rubber	2	
12	51147-16510	.BOLT	2	
13	51148-41310	.GASKET	2	
14	51195-45420	.PIECE OIL LOCK	2	
15	51123-45420	.WASHER	2	
16	51125-45420	.LEAF SPRING	4	
17	51146-49300	.CYLINDER	2	
18	51196-49000	..PISTON RING	2	
19	51177-49000	..SPRING, reaction	2	
20	51171-49310	.SPRING	2	
21	51173-49002	.DUST SEAL	2	
22	02112-04088	.SCREW	2	
23	51183-03010	.GASKET	2	
24	51132-49500-291	.HOLDER, axle	2	
25	08310-11085	.NUT	4	
26	08321-21088	.LOCK WASHER	4	
27	08322-21088	.WASHER	4	
28	51799-44130	.O RING	4	

110050 E1

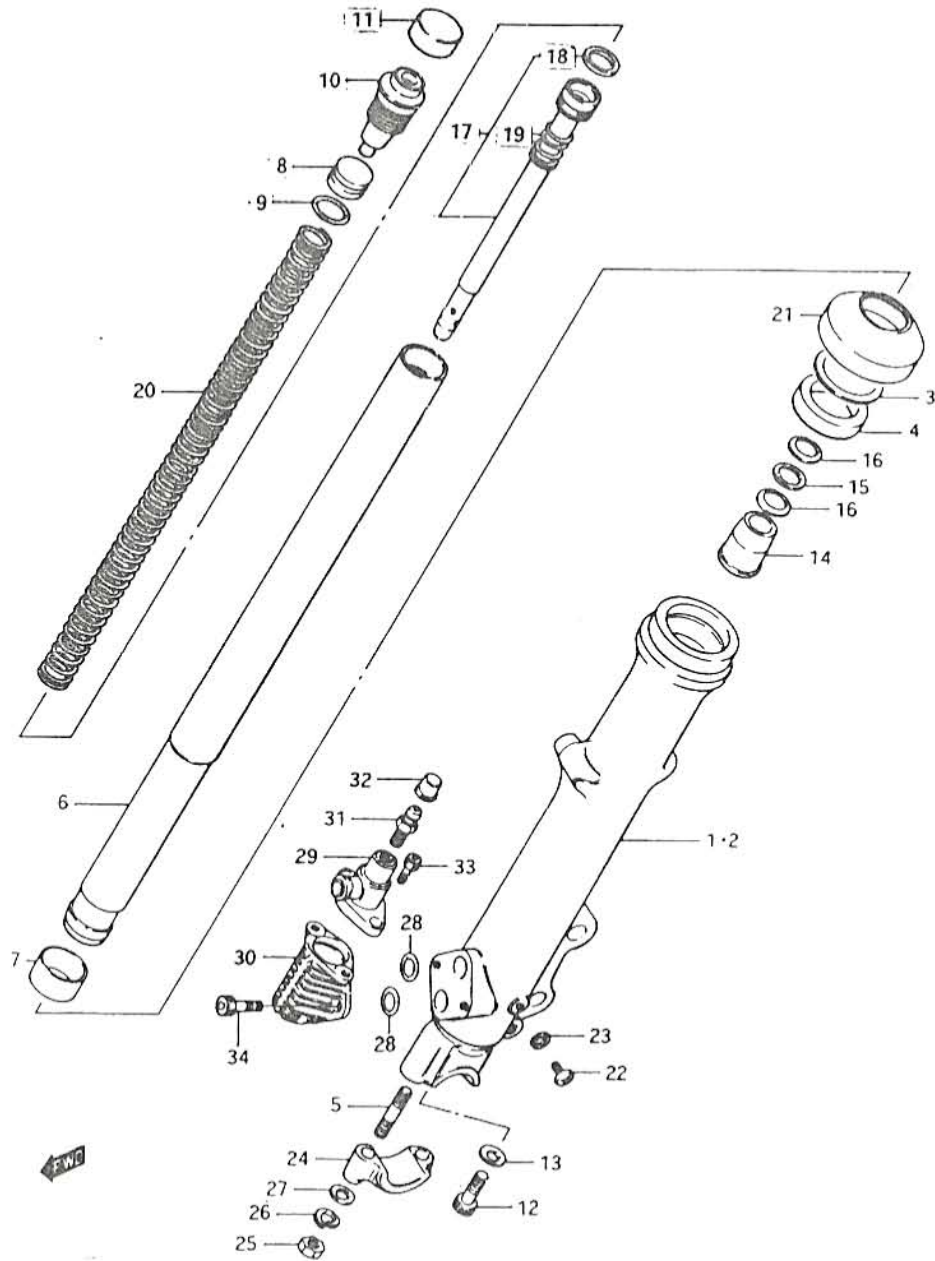
Revised 1 Jun., '83
GSX110050 E1

FIG.60

H - 5

70

FIG.60 (H- 5) FRONT DAMPER (model D)



Q'TY

REMARKS

REF.NO.	PART NO.	DESCRIPTION	Q'TY	REMARKS
29	51790-11330	.MODULATOR PLANGER SET	2	
30	51770-45920	.MODULATOR VALVE SET	2	
31	51778-44130	.BREATHER, air	2	
32	51779-44130	.CAP	2	
33	51753-11330	.BOLT, modulator (5x12)	4	
34	51796-44130	.BOLT, modulator (6x16)	4	

GSX1100SD E1

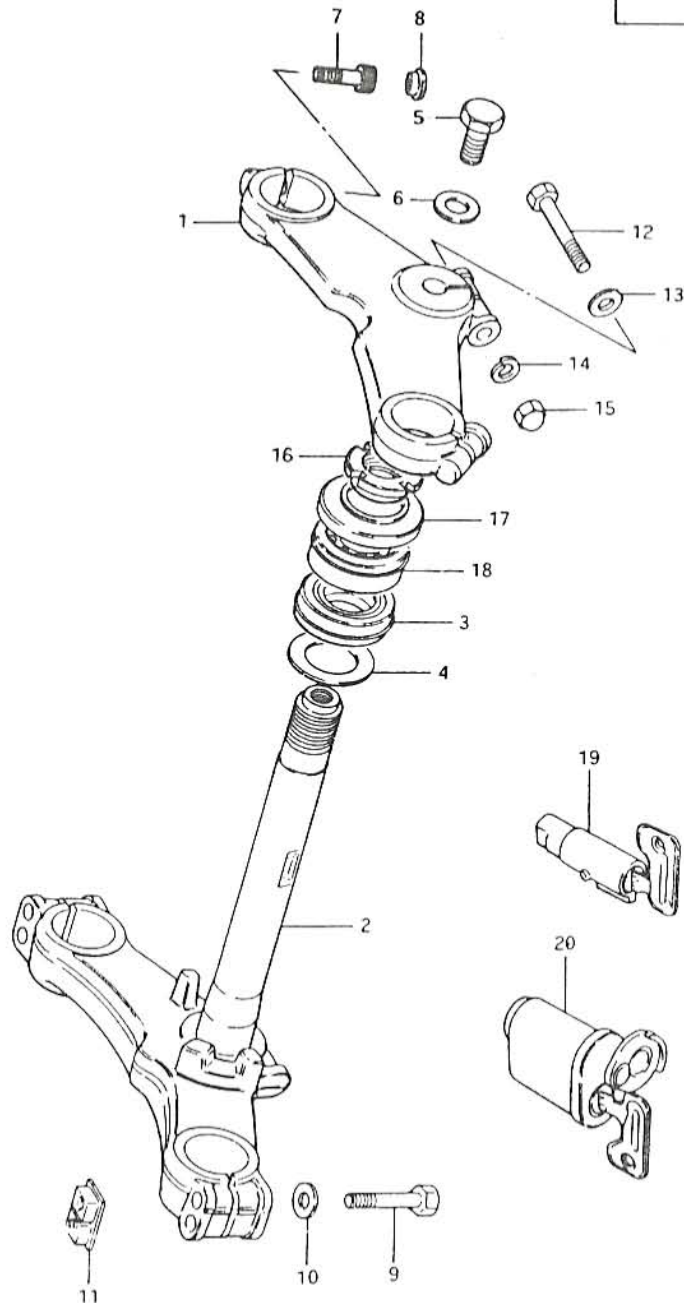
GSX1100SD E1

FIG.61

H - 6

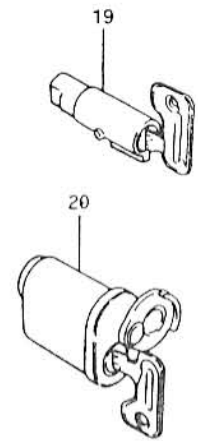
71

FIG.61 (H- 6) STEERING STEM (model Z)



REF.NO.	PART NO.	DESCRIPTION	Q'TY	REMARKS
1	51311-49300-737	STEM HEAD, steering	1	
2	51400-49830-737	STEM, steering	1	
3	09265-30005	.BEARING	1	
4	08211-30402	.WASHER	1	
5	51353-49300	BOLT	1	
6	51356-49300	WASHER	1	
7	51352-49300	BOLT	2	
8	09250-08010	CAP	2	
9	01107-08558	BOLT	4	
10	08322-2108E	WASHER	4	
11	51458-49000	NUT	2	
12	01107-08508	BOLT	1	
13	08322-21088	WASHER	1	
14	08321-31088	LOCK WASHER	1	
15	08313-11088	NUT	1	
16	51631-34200	NUT, steering stem	1	
17	51643-40501	DUSE SEAL, upper	1	to 51643-40502
18	09265-25008	BEARING, steering upper	1	
19	51900-22662	LOCK ASSY, steering	1	
20	51900-45400	LOCK ASSY, steering	1	E15,E17,Executed locally

FIG.62 (H-7) : model D

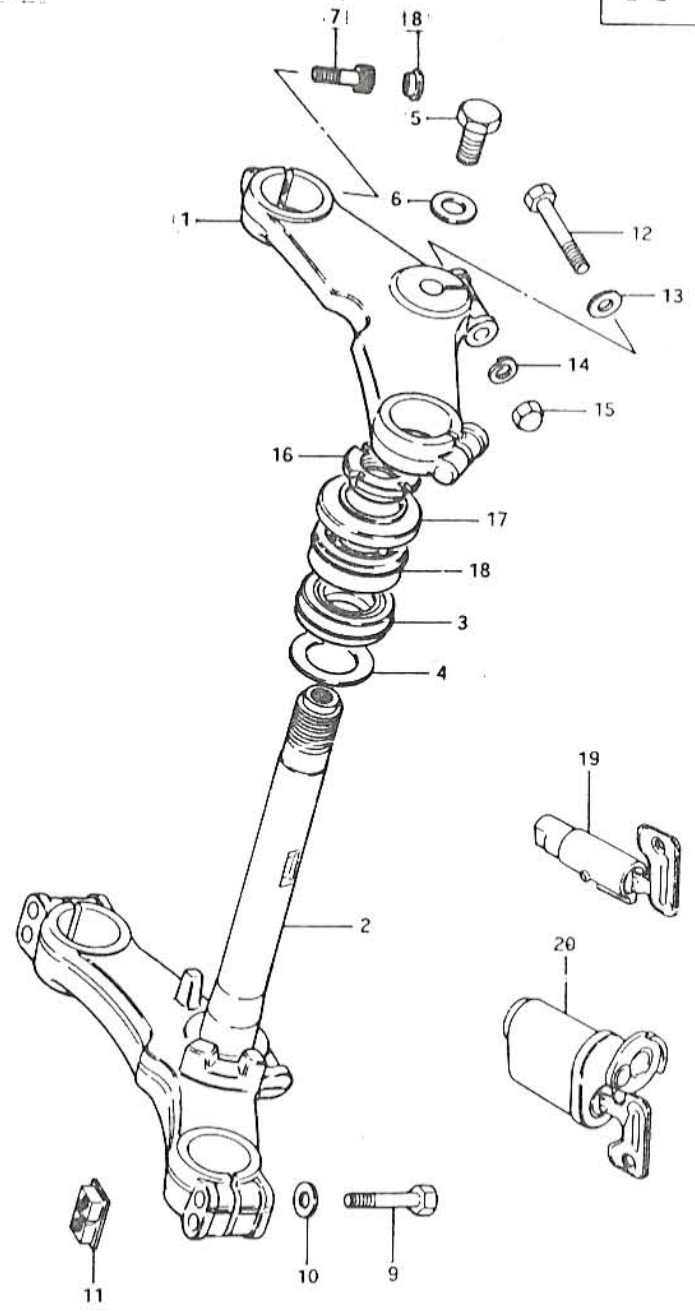


E1

FIG.62

H - 7

FIG.62 (H- 7) STEERING STEM (model D)



REF.NO.	PART NO.	DESCRIPTION	Q'TY	REMARKS
1	51311-49330-291	STEM HEAD, steering	1	
2	51400-49830-291	STEM, steering	1	
3	09265-30005	.BEARING	1	
4	08211-30402	.WASHER	1	
5	51353-49300	BOLT	1	
6	51356-49300	WASHER	1	
7	51352-49300	BOLT	2	
8	09250-08010	CAP	2	
9	01107-08558	BOLT	4	
10	08322-21088	WASHER	4	
11	51458-49000	NUT	2	
12	01107-08508	BOLT	1	
13	08322-21088	WASHER	1	
14	08321-31088	LOCK WASHER	1	
15	08313-11085	NUT	1	
16	51631-34200	NUT, steering stem	1	
17	51643-40502	DUST SEAL, upper	1	
18	09265-25008	BEARING, steering upper	1	
19	51900-22662	LOCK ASSY, steering	1	
20	51900-45400	LOCK ASSY, steering	1	E15,E17,Executed locally

FWD

0950 E1

Revised 1 Jun., '83
GSX110050 E1

FIG.63

H - 8

43

FIG.63 (H- 8) FRONT FENDER

REF.NO.	PART NO.	DESCRIPTION	Q'TY	REMARKS
1-1	53111-49301-80A	FENDER, front	1	from 53111-49300-80A
1-2	53111-49311-80A	FENDER, front	1	E15,E16,E17,E24 from 53111-49310-80A
2	53114-49301	BRACE, front fender	1	from 53114-49300
3	09100-08135	BOLT	4	
4	58621-21203	GUIDE, cable	1	
5	53311-25600	MUD FLAP	1	E15,E16,E17,E24
6	53321-49300	PLATE	1	
7	02142-05128	SCREW	2	
8	08316-26058	NUT	2	

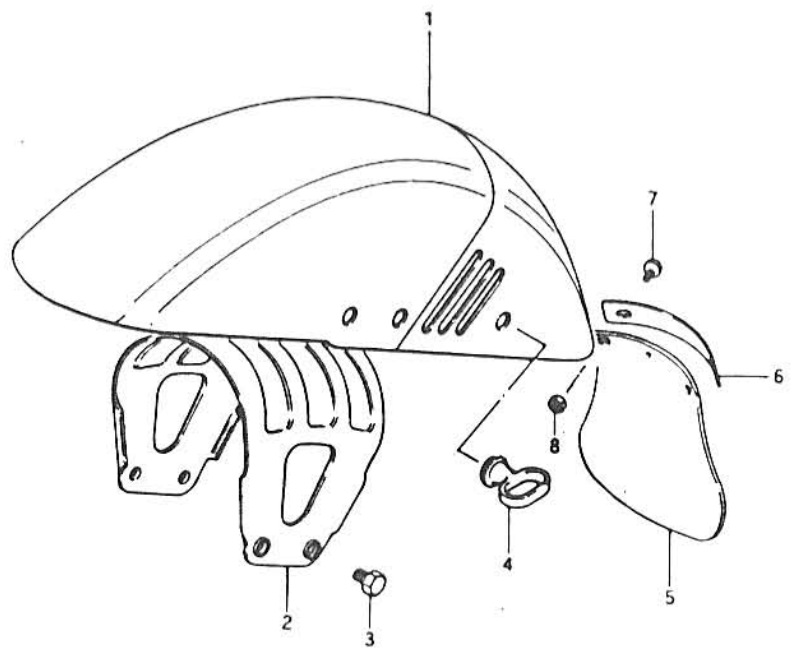
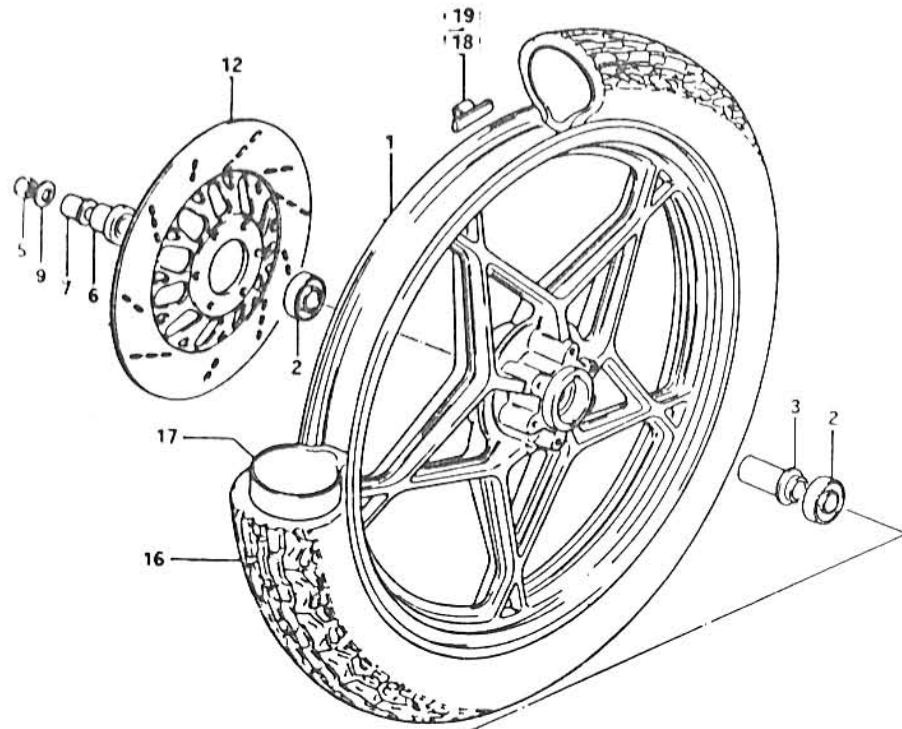


FIG.64

H-9

74

FIG.64 (H- 9) FRONT WHEEL (model Z)



Q'TY

REMARKS

REF.NO.	PART NO.	DESCRIPTION	Q'TY	REMARKS
1	54111-49300-12Z	WHEEL, front (19x1.85)(Silver)	1	
2	08123-63027	BEARING	2	
3	54730-18400	SPACER	1	
4	54711-49000	AXLE, front	1	
5	09159-12011	NUT	1	
6	54740-18402	SPACER, bearing RH	1	
7	54741-49300	SPACER, axle RH	1	
8	54741-49000	SPACER, axle LH	1	
9	08322-21128	WASHER	1	
10	54871-45010	DUST SEAL	1	
11	54600-18401	BOX, speedometer gear	1	
12	59211-45250	DISK, front brake RH	1	
13	59221-45250	DISK, front brake LH	1	
14	09100-08140	BOLT	12	
15	09159-08016	WASHER	6	
16-1	55100-49510	TIRE (3.50V19)	1	IRC
16-2	55100-49330	TIRE (3.50V19)	1	BS
17	55200-15010	TUBE, inner	1	
18	55411-49300	BALANCER (20g)	0-3	
19	55412-49300	BALANCER (30g)	0-3	

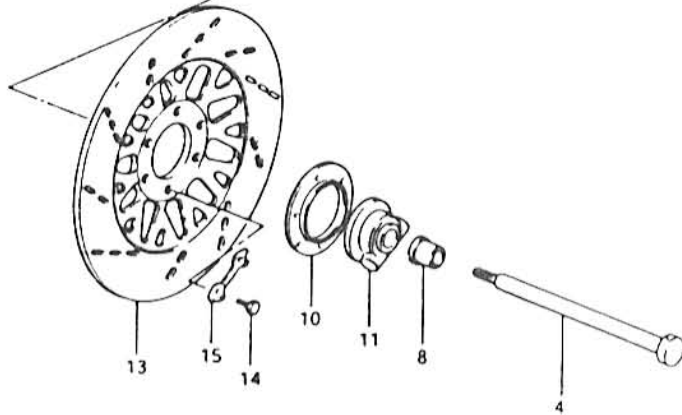


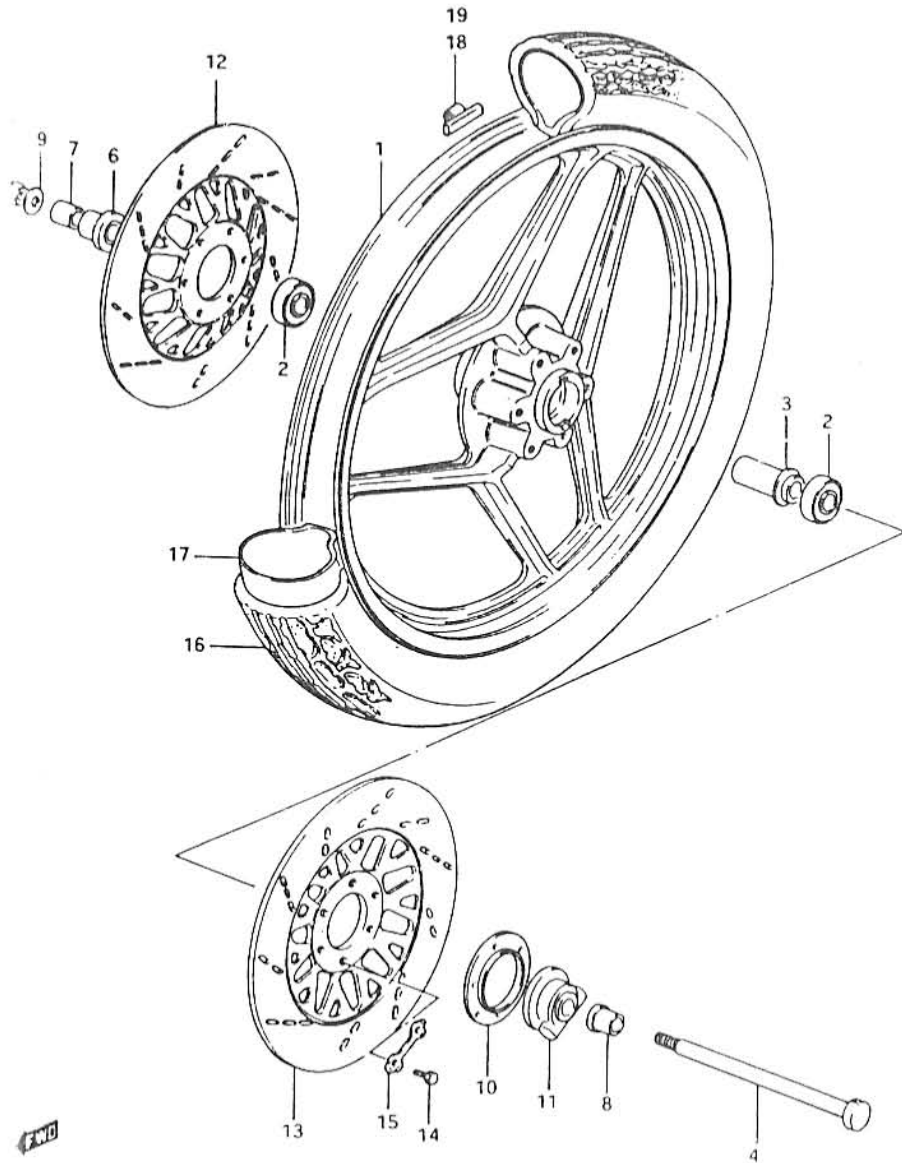
FIG.65 (H-10) : model D

FIG.65

H - 10

75

FIG.65 (H-10) FRONT WHEEL (model D)

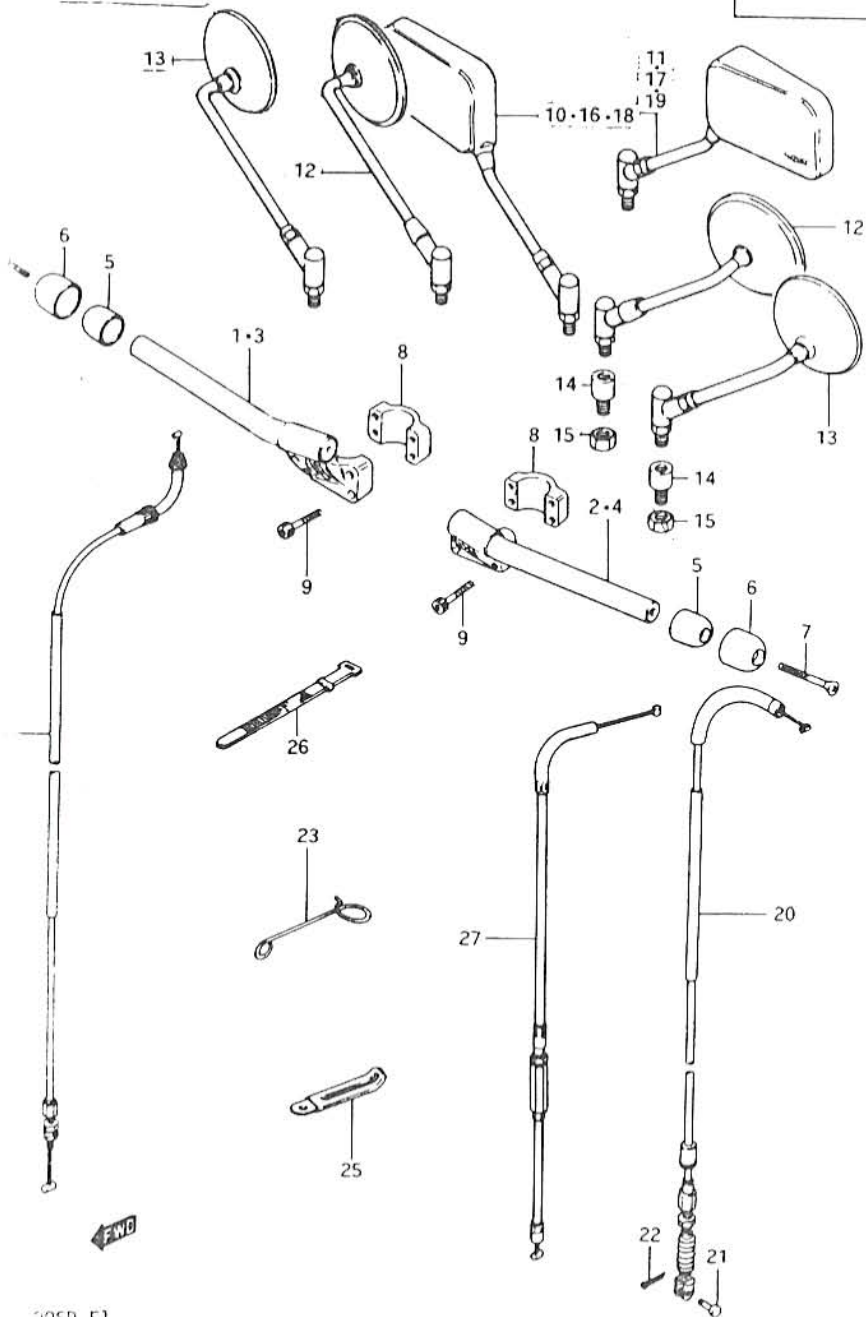


REF.NO.	PART NO.	DESCRIPTION	Q'TY	REMARKS
1	54111-49500-291	WHEEL, front (19x1.85) (Black)	1	
2	08123-63027	BEARING	2	
3	54730-18400	SPACER	1	
4	54711-49000	AXLE, front	1	
5	09159-12011	NUT	1	
6	54740-18402	SPACER, bearing RH	1	
7	54741-49300	SPACER, axle RH	1	
8	54741-49000	SPACER, axle LH	1	
9	08322-21128	WASHER	1	
10	54871-45010	DUST SEAL	1	
11	54600-18401	BOX, speedometer gear	1	
12	59211-45250	DISK, front brake RH	1	
13	59221-45250	DISK, front brake LH	1	
14	09100-08140	BOLT	12	
15	09169-08016	WASHER	6	
16-1	55100-49510	TIRE (3.50V19)	1	IRC
16-2	55100-49330	TIRE (3.50V19)	1	GS
17	55200-15030	TUBE, inner	1	
18	55411-49300	BALANCER (20g)	0-3	
19	55412-49300	BALANCER (30g)	0-3	

FIG. 66

1 - 2

FIG. 66 (1- 2) HANDLEBAR



Q'TY

REF.NO.	PART NO.	DESCRIPTION	Q'TY	REMARKS
1	56111-49301	HANDLEBAR, RH	1	to 56111-49310
2	56151-49301	HANDLEBAR, LH	1	to 56151-49310
3	56111-49310	HANDLEBAR, RH	1	E22
4	56151-49310	HANDLEBAR, LH	1	E22
5	56271-49310	BALANCER	2	
6	56274-49310	CAP, balancer	2	
7	02132-06555	SCREW	2	
8	56211-49300	HOLDER, handlebar	2	
9	09106-06005	BOLT	8	
10-1	56500-49301	MIRROR, rear view RH	1	model Z
10-2	56500-49331	MIRROR, rear view RH	1	model D
11-1	56600-49301	MIRROR, rear view LH	1	model Z
11-2	56600-49331	MIRROR, rear view LH	1	model D
12	56500-45640	MIRROR, rear view	2	E2
13	56500-28601	MIRROR, rear view	2	E4
14	56700-31001	CUSHION	2	E2,E4
15	08310-22108	NUT	2	E2,E4
16-1	56500-49310	MIRROR, rear view RH	1	model Z E22,E25
16-2	56500-49341	MIRROR, rear view RH	1	model D E22,E25
17-1	56600-49310	MIRROR, rear view LH	1	model Z E22,E25
17-2	56600-49341	MIRROR, rear view LH	1	model D E22,E25
18-1	56500-49320	MIRROR, rear view RH	1	model Z E16,E18,E24,E26
18-2	56500-49350	MIRROR, rear view RH	1	model D E16,E18,E24,E26
19-1	56600-49320	MIRROR, rear view RH	1	model Z E16,E18,E24,E26
19-2	56600-49350	MIRROR, rear view LH	1	model D E16,E18,E24,E26
20	58200-49300	CABLE, clutch	1	
21	09200-06011	PIN	1	
22	04111-20158	COTTER PIN	1	
23	58626-45101	CLAMP	1	
24	58300-45500	CABLE, throttle	1	to 58300-45501
25	09404-06413	CLAMP	1	
26	09407-12402	BAND	1	
27	58410-49300	CABLE, starter	1	

Revised 1 Jun., '83

GSX1100SD E1

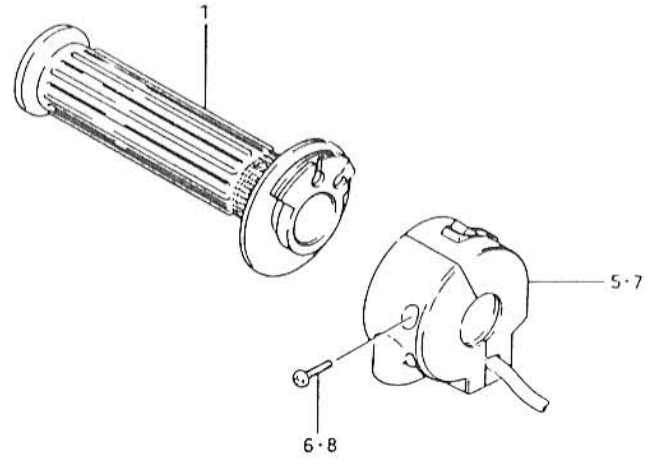
705D E1

FIG.67

1 - 3

77

FIG.67 (1- 3) RIGHT HANDLE SWITCH (model Z)



REF.NO.	PART NO.	DESCRIPTION	Q'TY	REMARKS
1	57110-44100	GRIP, throttle	1	
2	57420-49101	LEVER, brake	1	
3	57431-18621	BOLT	1	
4	08319-21068	NUT	1	
5	37200-47510	SWITCH ASSY, handle RH	1	
6	37591-49210	.SCREW	2	
7	37200-47520	SWITCH ASSY, handle RH	1	E4,E15,E16,E17,E18, E22,E25,E26,E34,E39
8	37591-49210	.SCREW	2	E4,E15,E16,E17,E18, E22,E25,E26,E34,E39
9	57460-49300	SWITCH ASSY, stop	1	} E4,E6,E15,E16,E17,E18 } E21,E22,E24,E25,E26, } E30,E34,E39
10	57465-18601	.HOLDER	1	
11	57481-33010	.COVER	1	
12	09125-03105	.SCREW	2	
13	08321-21038	.LOCK WASHER	2	
14	08322-21038	.WASHER	2	

FIG.68 (1-4) : model D

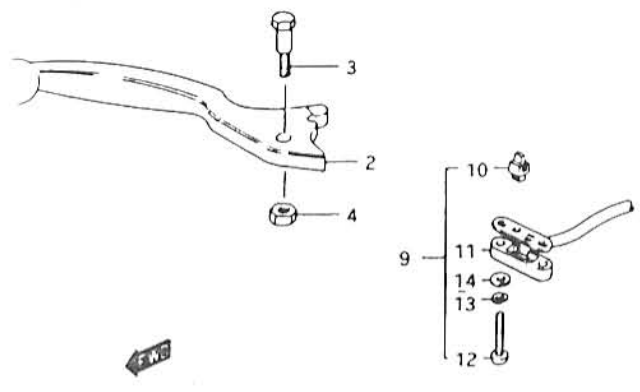
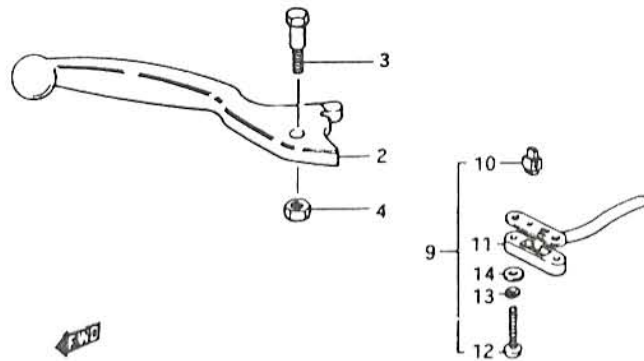
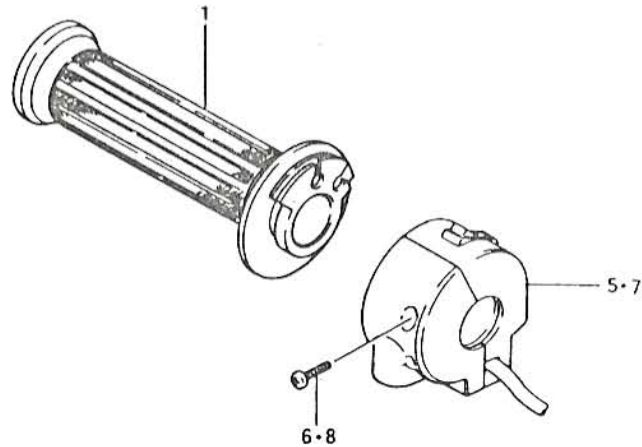


FIG. 68

1 - 4

45

FIG. 68 (1- 4) RIGHT HANDLE SWITCH (model D)



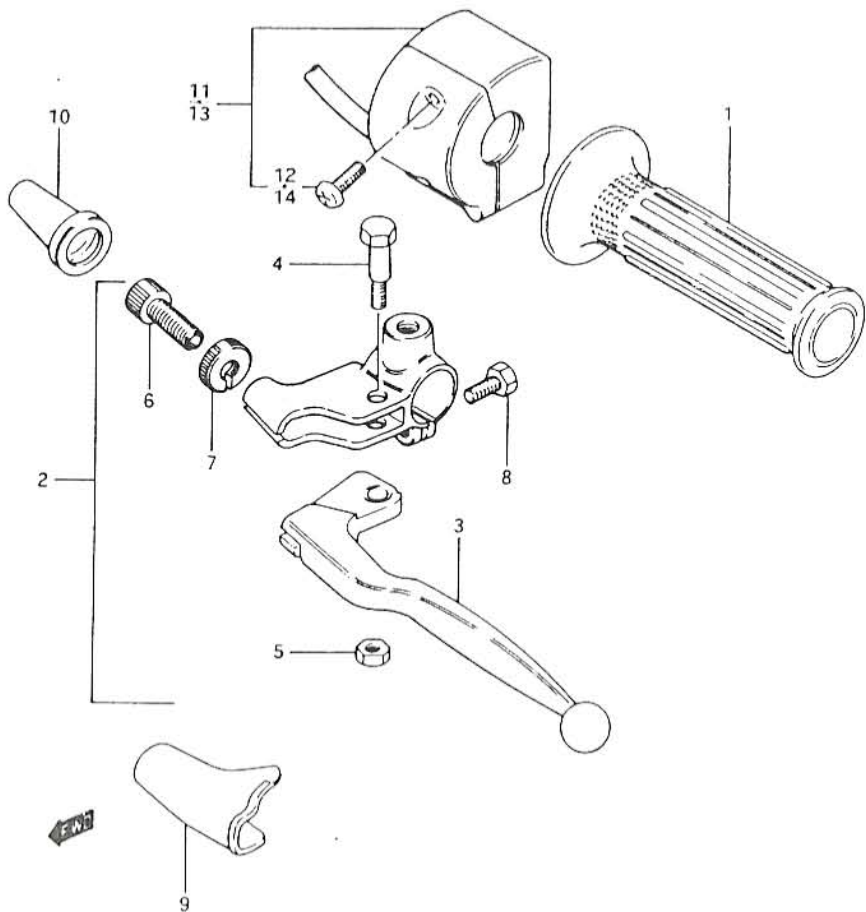
REF.NO.	PART NO.	DESCRIPTION	Q'TY	REMARKS
1	57110-49500	GRIP, throttle	1	
2	57420-49101	LEVER, brake	1	
3	57431-18621	BOLT	1	
4	08319-21068	NUT	1	
5	37200-49540	SWITCH ASSY, handle RH	1	
6	37591-49210	.SCREW	2	
7	37200-49550	SWITCH ASSY, handle RH	1	E4,E15,E16,E17,E18, E22,E25,E26,E34,E39
8	37591-49210	.SCREW	2	E4,E15,E16,E17,E18, E22,E25,E26,E34,E39
9	57460-49300	SWITCH ASSY, stop	1	
10	57465-18601	.HOLDER	1	
11	57481-33010	.COVER	1	
12	09125-03105	.SCREW	2	
13	08321-21038	.LOCK WASHER	2	
14	08322-21038	.WASHER	2	

FIG.69

1 - 5

79

FIG.69 (1- 5) LEFT HANDLE SWITCH (model Z)



REF.NO.	PART NO.	DESCRIPTION	Q'TY	REMARKS
1	57211-44100	GRIP, LH	1	
2	57500-49102	LEVER ASSY, clutch	1	
3	57620-49101	.LEVER, clutch	1	
4	57431-11011	.BOLT, lever	1	
5	08319-21068	.NUT	1	
6	57441-11010	.ADJUSTER, cable	1	
7	57442-11010	.NUT	1	
8	57451-49100	.BOLT	1	
9	57661-31000	COVER	1	
10	58273-31000	BOOT	1	
11	37400-49311	SWITCH ASSY, handle LH	1	
12	02112-05168	.SCREW	2	
13-1	37400-49341	SWITCH ASSY, handle LH	1	E22
13-2	37400-49351	SWITCH ASSY, handle LH	1	E34
14	02112-05165	.SCREW	2	E22,E34

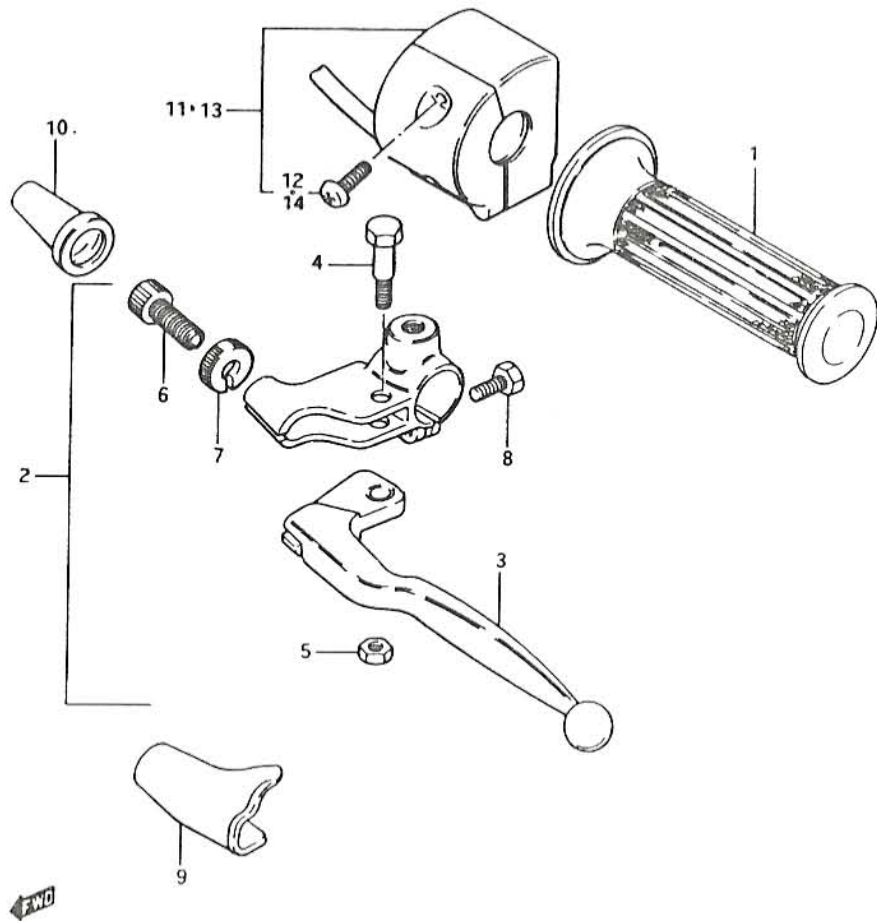
FIG.70 (1-6) : model D

FIG.70

1 - 6

46

FIG.70 (1- 6) LEFT HANDLE SWITCH (model D)



REF.NO.	PART NO.	DESCRIPTION	Q'TY	REMARKS
1	57211-49500	GRIP, LH	1	
2	57500-49120	LEVER ASSY, clutch	1	
3	57620-49101	.LEVER, clutch	1	
4	57431-11011	.BOLT, lever	1	
5	08319-21068	.NUT	1	
6	57441-44400	.ADJUSTER, cable	1	
7	57442-44400	.NUT	1	
8	57451-18621	.BOLT	1	
9	57661-31000	COVER	1	
10	58273-31000	BOOT	1	
11	37400-49311	SWITCH ASSY, handle LH	1	
12	02112-05168	.SCREW	2	
13-1	37400-49341	SWITCH ASSY, handle LH	1	E22
13-2	37400-49351	SWITCH ASSY, handle LH	1	E34
14	02112-05165	.SCREW	2	E22,E34

FIG.71

1 - 7

B1

FIG.71 (1- 7) FRONT CALIFERS (model Z)

REF.NO.	PART NO.	DESCRIPTION	Q'TY	REMARKS
	59100-49002	CALIPERS ASSY, RH	1	
	59300-49002	CALIPERS ASSY, LH	1	
1	59300-49810	.PISTON SET	2	
2	59107-34020	..SEAL, piston	2	
3	59308-49000	..BOOT, piston	2	
4	59300-49821	.PAD SET	2	
5	59371-49000	..SHIM PAD	2	
6-1	59150-49001	.HOLDER, calipers RH	1	
6-2	59350-49001	.HOLDER, calipers LH	1	
7	59316-49001	..GUIDE, pad	4	
8	59305-49000	.AXLE, calipers	4	
9	59317-49000	.NUT	4	
10	59312-49000	.BOOT	4	
11	59315-49000	.SPRING	2	
12	59121-47050	.BREADER	2	
13	52474-60020	.CAP, breader	2	
14	59324-49000	.COVER	2	
15	09104-10012	BOLT	4	
16	08321-21108	LOCK WASHER	4	
17	08322-21108	WASHER	4	

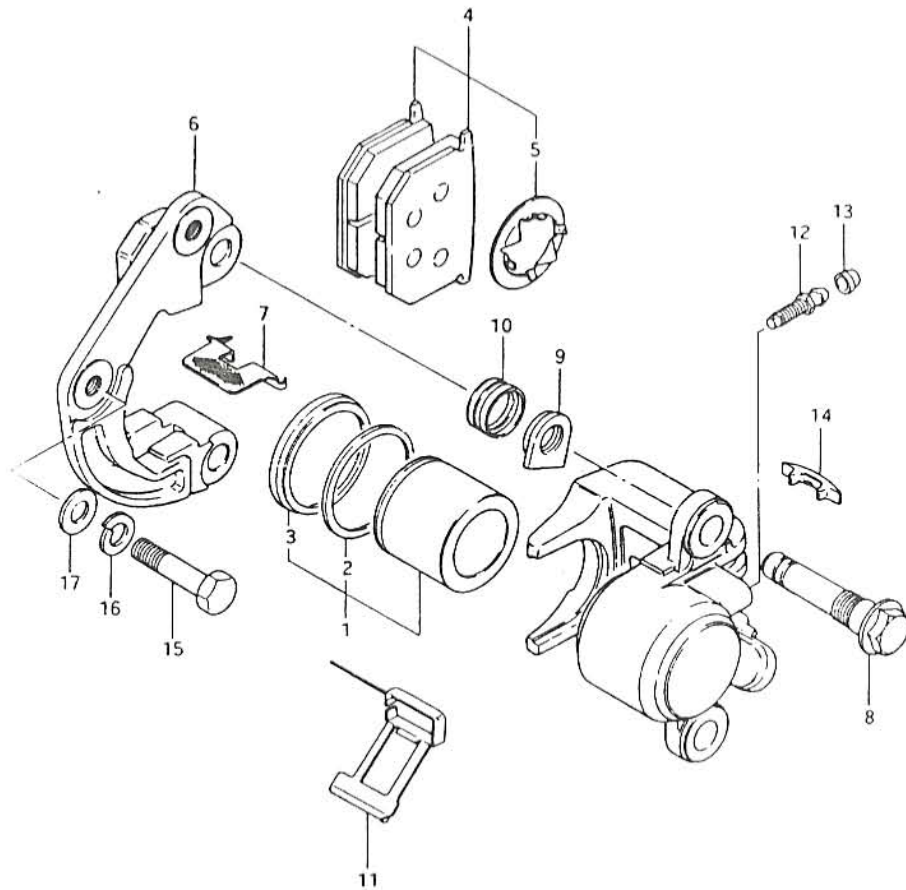


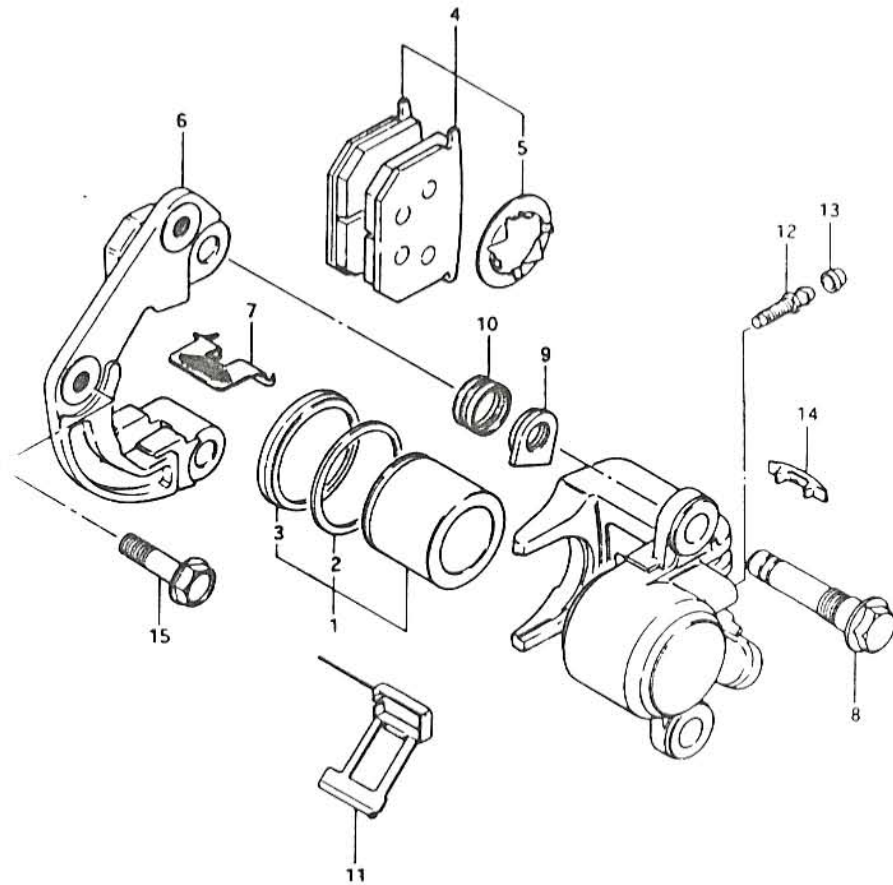
FIG.72 (1-8) : model D

FIG.72

1 - 8

B2

FIG.72 (1- 8) FRONT CALIPERS (model D)



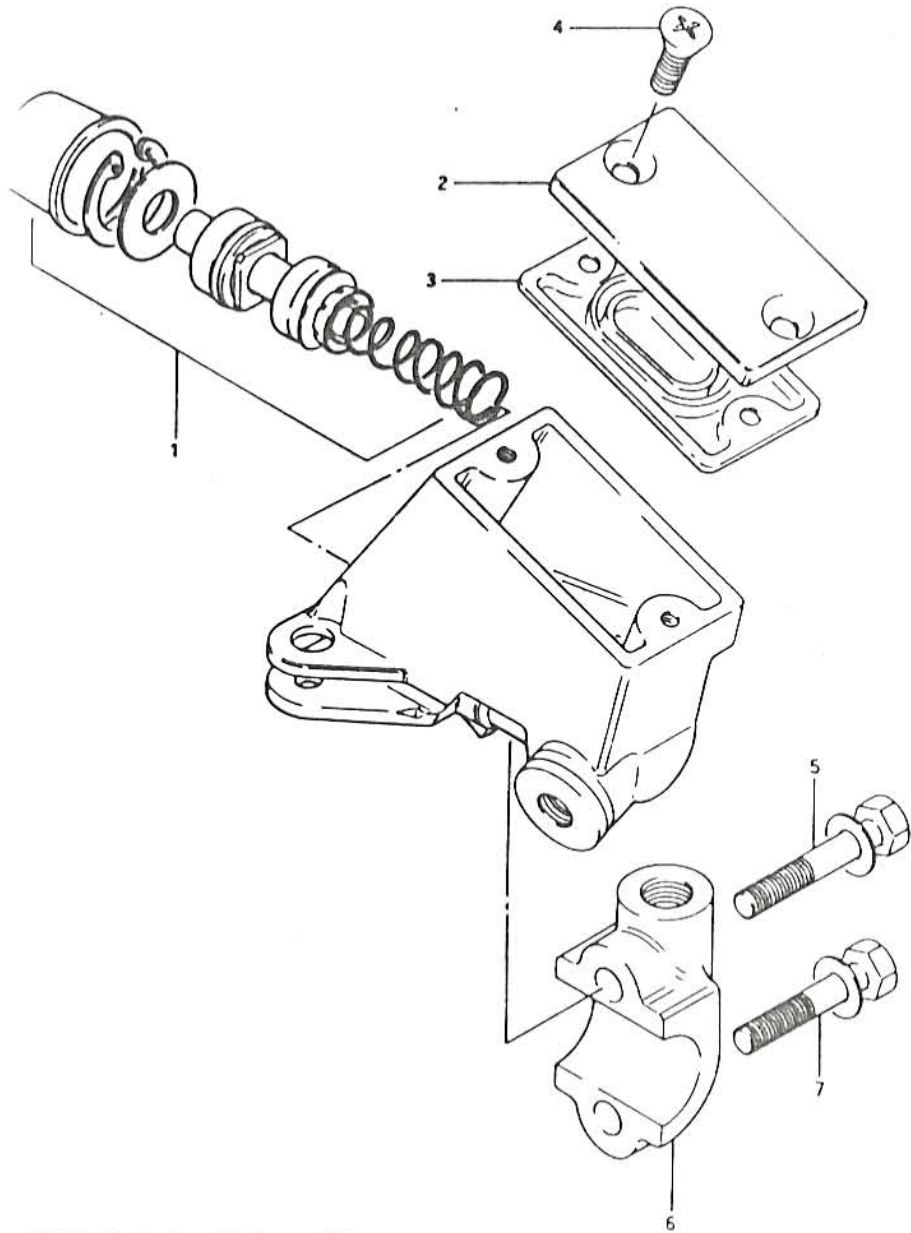
REF.NO.	PART NO.	DESCRIPTION	Q'TY	REMARKS
	59100-49002	CALIPERS ASSY, RH	1	
	59300-49002	CALIPERS ASSY, LH	1	
1	59300-49810	.PISTON SET	2	
2	59107-34020	..SEAL, piston	2	
3	59308-49000	..BOOT, piston	2	
4	59300-49821	.PAD SET	2	
5	59371-49000	..SHIM PAD	2	
6-1	59150-49001	.HOLDER, calipers RH	1	
6-2	59350-49001	.HOLDER, calipers LH	1	
7	59316-49001	..GUIDE, pad	4	
8	59305-49000	.AXLE, calipers	4	
9	59317-49000	.NUT	4	
10	59312-49000	.BOOT	4	
11	59315-49000	.SPRING	2	
12	59121-47050	.BREADER	2	
13	52474-60020	.CAP, breader	2	
14	59324-49000	.COVER	2	
15	09103-10038	BOLT	4	

FIG.73

1 - 9

47

FIG.73 (1- 9) FRONT MASTER CYLINDER

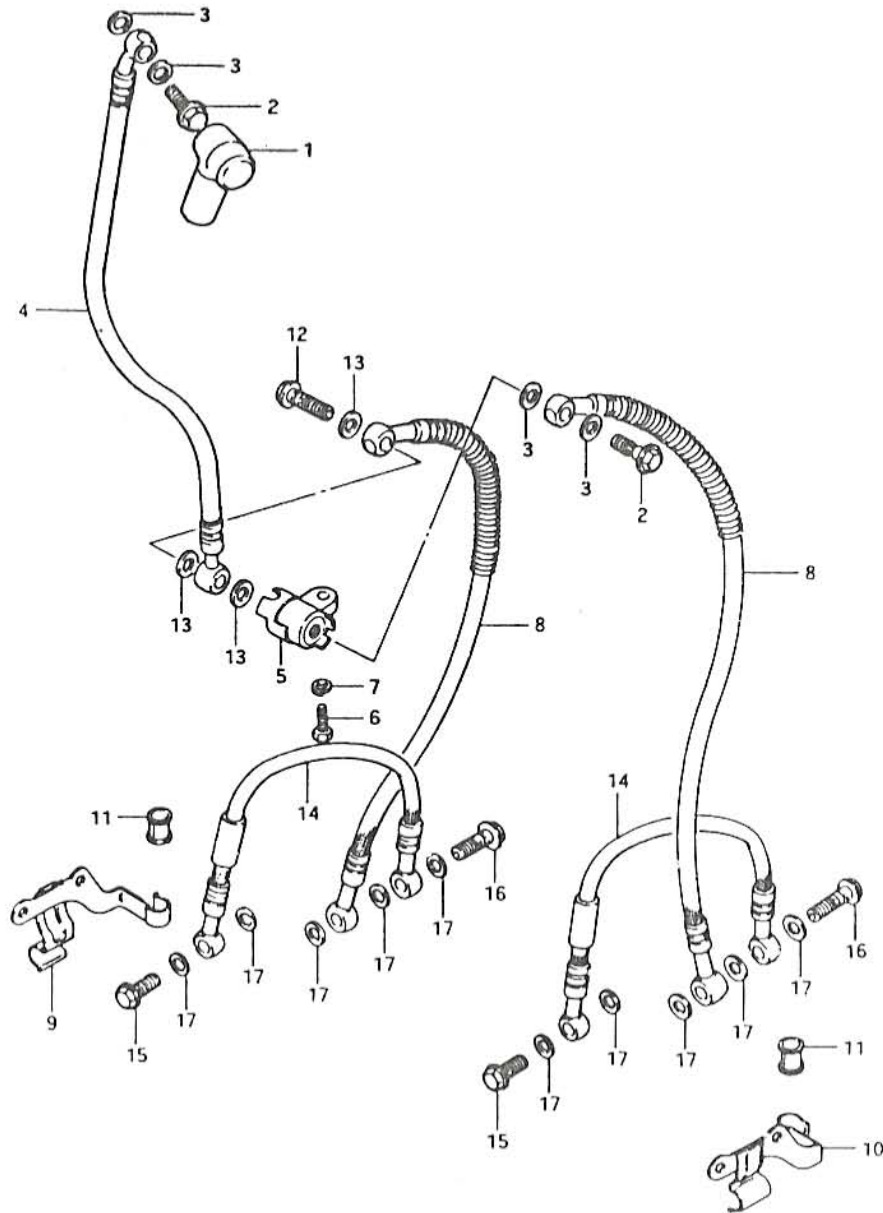


REF.NO.	PART NO.	DESCRIPTION	Q'TY	REMARKS
	59600-49300	CYLINDER ASSY, master	1	to 59600-49301
	59600-49350	CYLINDER ASSY, master	1	E4
1	59600-49830	.PISTON & CUP SET	1	
2-1	59669-49300	.CAP	1	
2-2	59669-49350	.CAP	1	E4
3	59667-49300	.DIAPHRAGM	1	
4	59691-49300	.SCREW	2	
5	59694-49300	.BOLT	1	
6	59671-49000	.HOLDER	1	
7	59693-49300	.BOLT	1	

FIG.74

1 - 10

FIG.74 (1-10) FRONT BRAKE HOSE

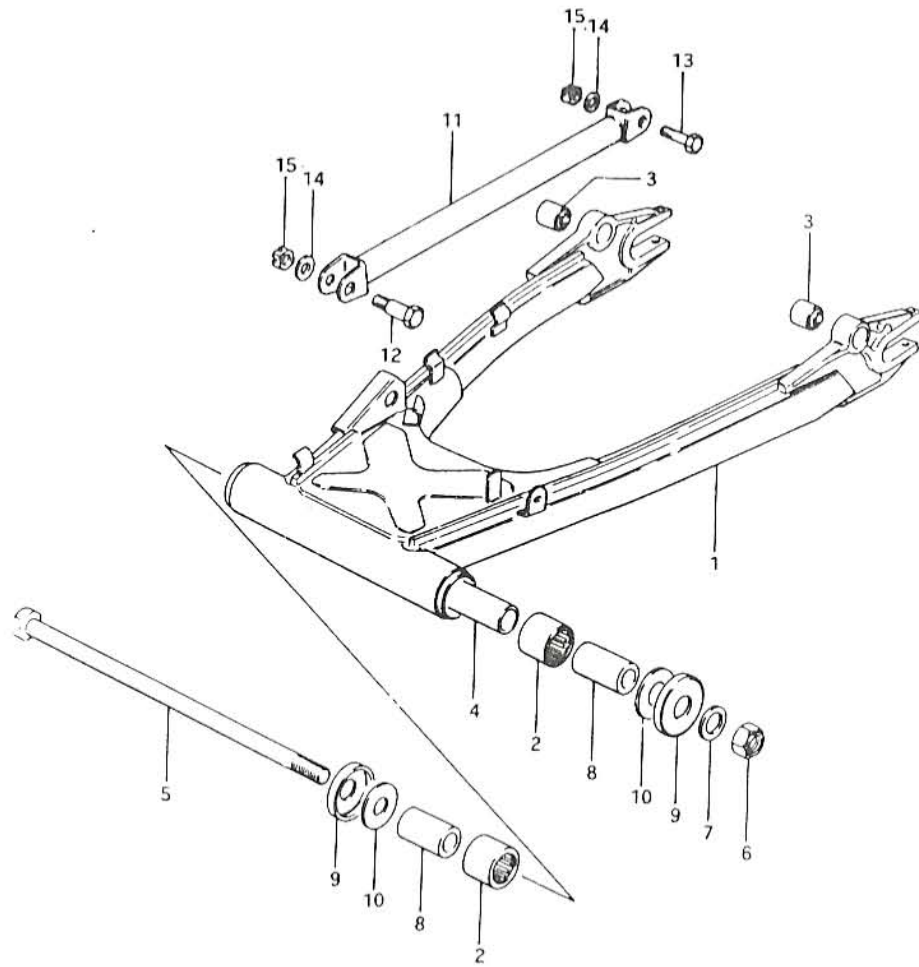


REF.NO.	PART NO.	DESCRIPTION	Q'TY	REMARKS
1	59711-49300	BOOT, master cylinder	1	
2	09360-10007	UNION BOLT	2	
3	09161-10005	GASKET	4	
4-1	59480-49302	HOSE, brake No. 1	1	model Z
4-2	59480-49303	HOSE, brake No.1	1	model D
5	59491-45010	JOINT, brake hose	1	
6	01107-06208	BOLT	1	
7	08321-21068	LOCK WASHER	1	
8	59240-49300	HOSE, brake No. 2	2	
9-1	59260-49300	CLAMP, hose RH	1	model Z
9-2	59260-49301	CLAMP, hose RH	1	model D
10-1	59270-49300	CLAMP, hose LH	1	model Z
10-2	59270-49301	CLAMP, hose LH	1	model D
11	59244-49000	BUSHING	2	
12	09360-10008	UNION BOLT	1	
13	09161-10005	GASKET	3	
14-1	59520-49301	HOSE, anti nose	2	model Z
14-2	59520-49310	HOSE, anti nose	2	model D
15	09360-10021	UNION BOLT	2	
16	09360-10008	UNION BOLT	2	
17	09161-10005	WASHER	10	

FIG.75

J - 2

FIG.75 (J- 2) REAR SWINGING ARM



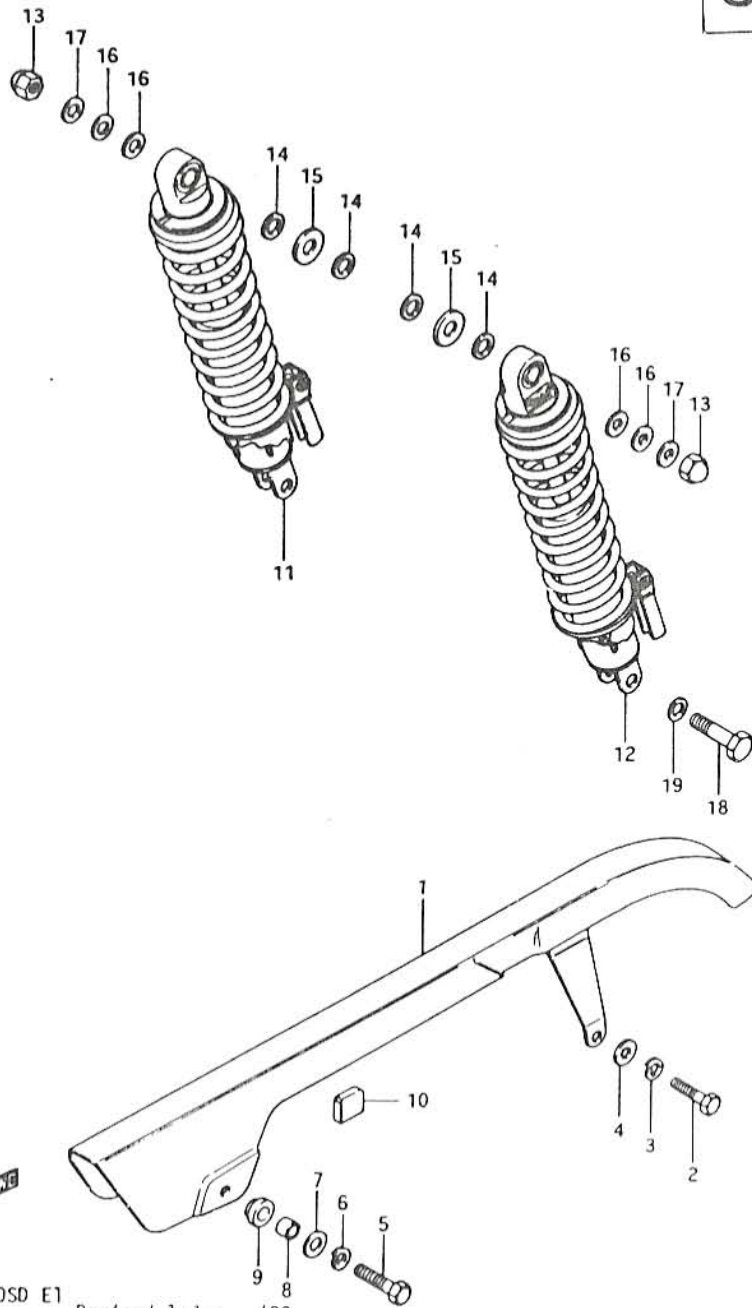
REF.NO.	PART NO.	DESCRIPTION	Q'TY	REMARKS
1-1	61100-49851	SWINGING ARM SET	1	model Z
1-2	61100-49860	SWINGING ARM SET	1	model D
2	09263-25024	.BEARING	2	
3	09319-10008	.BUSHING, rear	2	
4	61282-49000	.SPACER, center	1	
5	61211-49300	SHAFT, pivot	1	
6	08319-21168	NUT	1	
7	08322-11168	WASHER	1	
8	61251-49000	SPACER	2	
9	61262-49201	COVER, dust seal	2	
10	08211-16381	WASHER	2	
11	64310-49200-019	TORQUE LINK, rear (Black)	1	
12	09111-10011	BOLT, front	1	
13	09101-10017	BOLT, rear	1	
14	08322-11108	WASHER	2	
15-1	08314-41108	NUT	2	model Z
15-2	08319-21108	NUT	2	model D

← FWD

Y1100SD E1

Revised 1 Jun., '83
GSX1100SD E1

FIG.76



GSX1100SD E1

Revised 1 Jun., '83

J - 3

XU

FIG.78 (J- 5) REAR WHEEL (model Z)

REF.NO.	PART NO.	DESCRIPTION	Q'TY	REMARKS
1	64111-49001-12Z	WHEEL, rear (MT2.50x17,Silver)	1	
2	08133-62047	BEARING, RH	1	
3	08153-62047	BEARING, LH	1	
4	09180-20062	SPACER	1	
5	64740-45001	SPACER, axle RH	1	
6	09180-20054	SPACER, axle LH (20x33x28.3)	1	
7	64733-31000	HOLDER, bearing	1	
8	64711-49000	AXLE, rear	1	
9	09159-18002	NUT	1	
10	09160-19008	WASHER (19x34x4)	1	
11	64611-31001	DRUM, sprocket mounting	1	
12	08113-63050	BEARING	1	
13	09285-33001	OIL SEAL	1	
14	64651-31000	CUSHION, rear hub	6	
15	09180-20060	SPACER	1	
16	69721-47011	BRACKET, rear caripers	1	
17	61410-31001	ADJUSTER, chain	2	
18	09104-08006	BOLT	2	
19	08310-12088	NUT	2	
20	61433-31000	SUPPORTER, chain adjuster	2	
21	01107-08608	BOLT	2	
22	08321-21088	LOCK WASHER	2	
23	08322-11088	WASHER	2	
24	59210-18450	DISK, rear brake	1	
25	09100-08094	BOLT	6	
26	09169-08016	WASHER	3	

FIG.79 (J-7) : model D

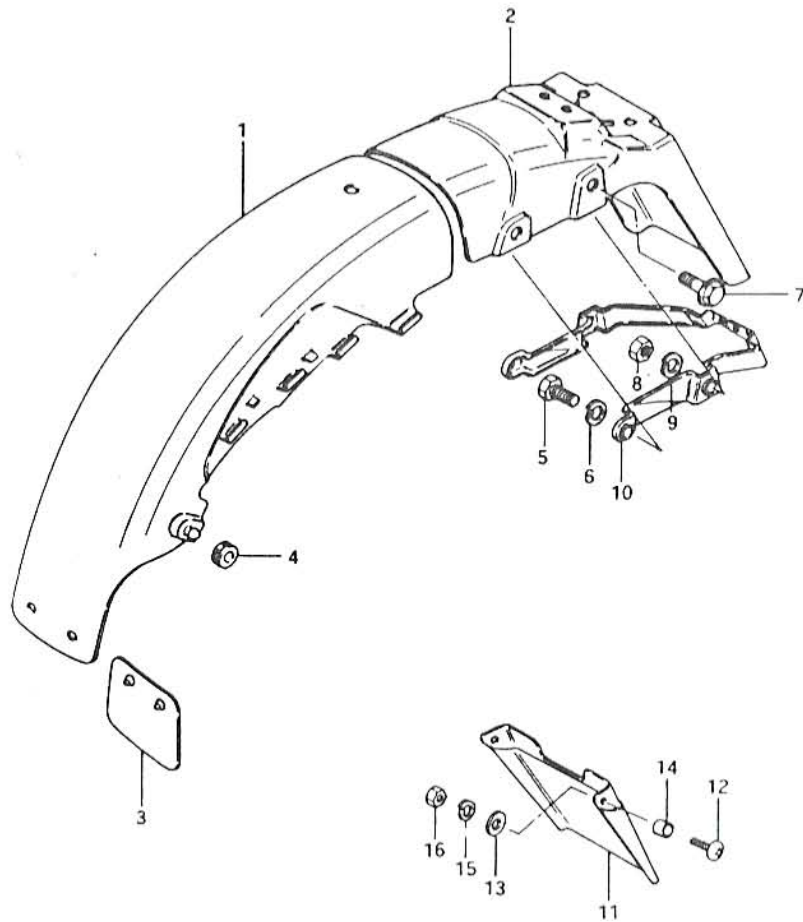
Revised 1 Jun., '83

GSX1100SD E1

FIG.77

J - 4

FIG.77 (J- 4) REAR FENDER



REF.NO.	PART NO.	DESCRIPTION	Q'TY	REMARKS
1	63112-49003	BODY, rear fender front	1	
2-1	63113-49300	FENDER, rear	1	
2-2	63113-49310	FENDER, rear	1	E15,E16,E18
2-3	63113-49330	FENDER, rear	1	E17,E22,E25
3	63411-31900	MUD GUARD, rear fender	1	
4	09320-08013	CUSHION, front	2	
5	01107-06168	BOLT, center	2	
6	08321-21068	LOCK WASHER	2	
7	01517-08258	BOLT, rear	2	
8	08310-12088	NUT	2	
9	08321-21088	LOCK WASHER	2	
10	63120-49300	REINFORCEMENT, rear fender	1	
11	63311-49300	EXTENSION, rear fender	1	
12	09125-06009	SCREW	2	E15,E16,E18
13	09160-06039	WASHER	2	
14	09180-06001	SPACER	2	
15	08321-21068	LOCK WASHER	2	
16	08310-11068	NUT	2	

J - 5

FIG.78

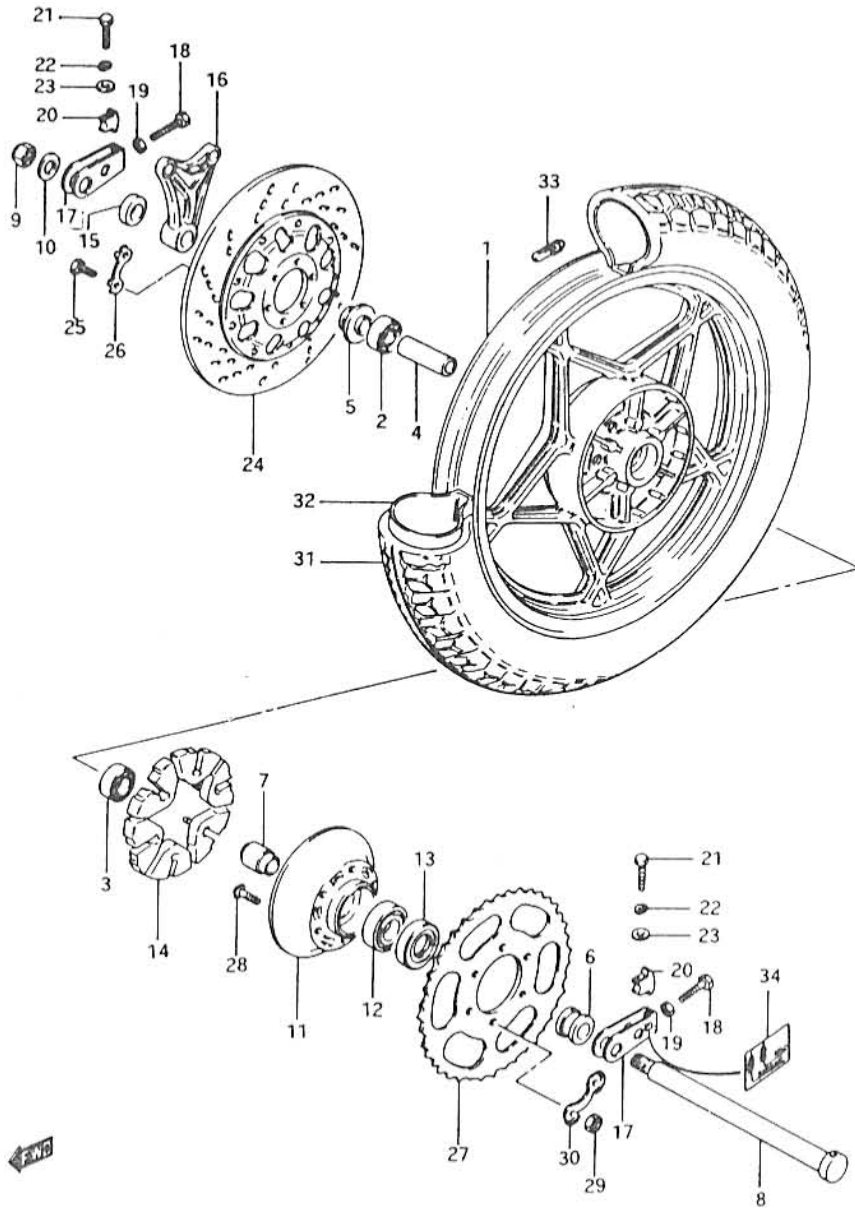


FIG.78 (J- 5) REAR WHEEL (model Z)

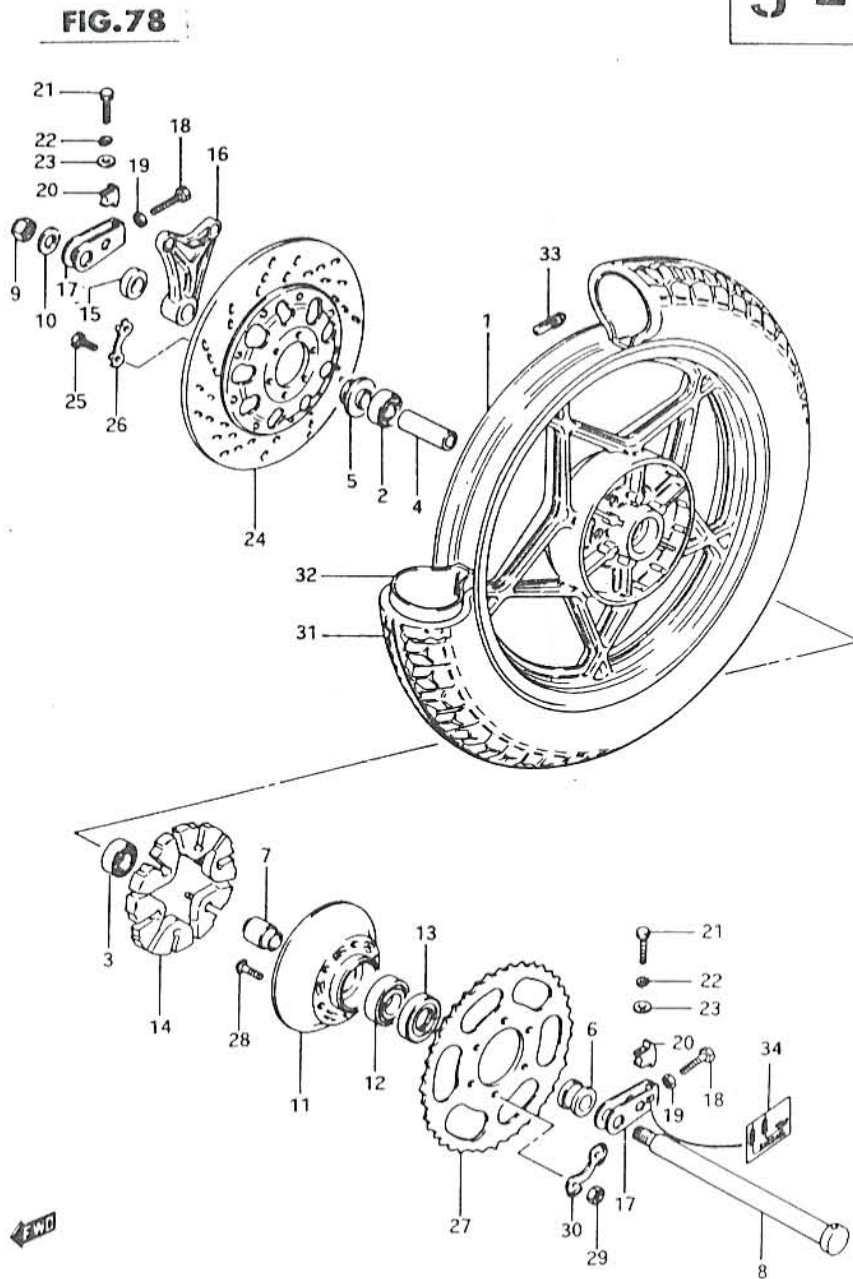
REF.NO.	PART NO.	DESCRIPTION	Q'TY	REMARKS
1	64111-49001-12Z	WHEEL, rear (MT2.50x17,Silver)	1	
2	08133-62047	BEARING, RH	1	
3	08153-62047	BEARING, LH	1	
4	09180-20062	SPACER	1	
5	64740-45001	SPACER, axle RH	1	
6	09180-20054	SPACER, axle LH (20x33x28.3)	1	
7	64733-31000	HOLDER, bearing	1	
8	64711-49000	AXLE, rear	1	
9	09159-18002	NUT	1	
10	09160-19008	WASHER (19x34x4)	1	
11	64611-31001	DRUM, sprocket mounting	1	
12	08113-63050	BEARING	1	
13	09285-33001	OIL SEAL	1	
14	64651-31000	CUSHION, rear hub	6	
15	09180-20060	SPACER	1	
16	69721-47011	BRACKET, rear carlipers	1	
17	61410-31001	ADJUSTER, chain	2	
18	09104-08006	BOLT	2	
19	08310-12088	NUT	2	
20	61433-31000	SUPPORTER, chain adjuster	2	
21	01107-08608	BOLT	2	
22	08321-21088	LOCK WASHER	2	
23	08322-11068	WASHER	2	
24	59210-18450	DISK, rear brake	1	
25	09100-08094	BOLT	6	
26	09169-08016	WASHER	3	

FIG.79 (J-7) : model D

J - 6

89

FIG.78 (J- 6) REAR WHEEL (model Z)



Q'TY

REMARKS

REF.NO.	PART NO.	DESCRIPTION	Q'TY	REMARKS
27	64511-49001	SPROCKET, rear (NT:42)	1	
28	09119-10002	BOLT	6	
29	09140-10026	NUT	6	
30	09169-10007	WASHER	3	
31	65100-49230	TIRE (4.50V17)	1	BS
32	65200-49010	TUBE, inner	1	
33-1	55411-49300	BARANCER, No.1 (20g)	0-3	
33-2	55412-49300	BARANCER, No.2 (30g)	0-3	
34	68377-49000	LABEL, chain wear indicator	1	

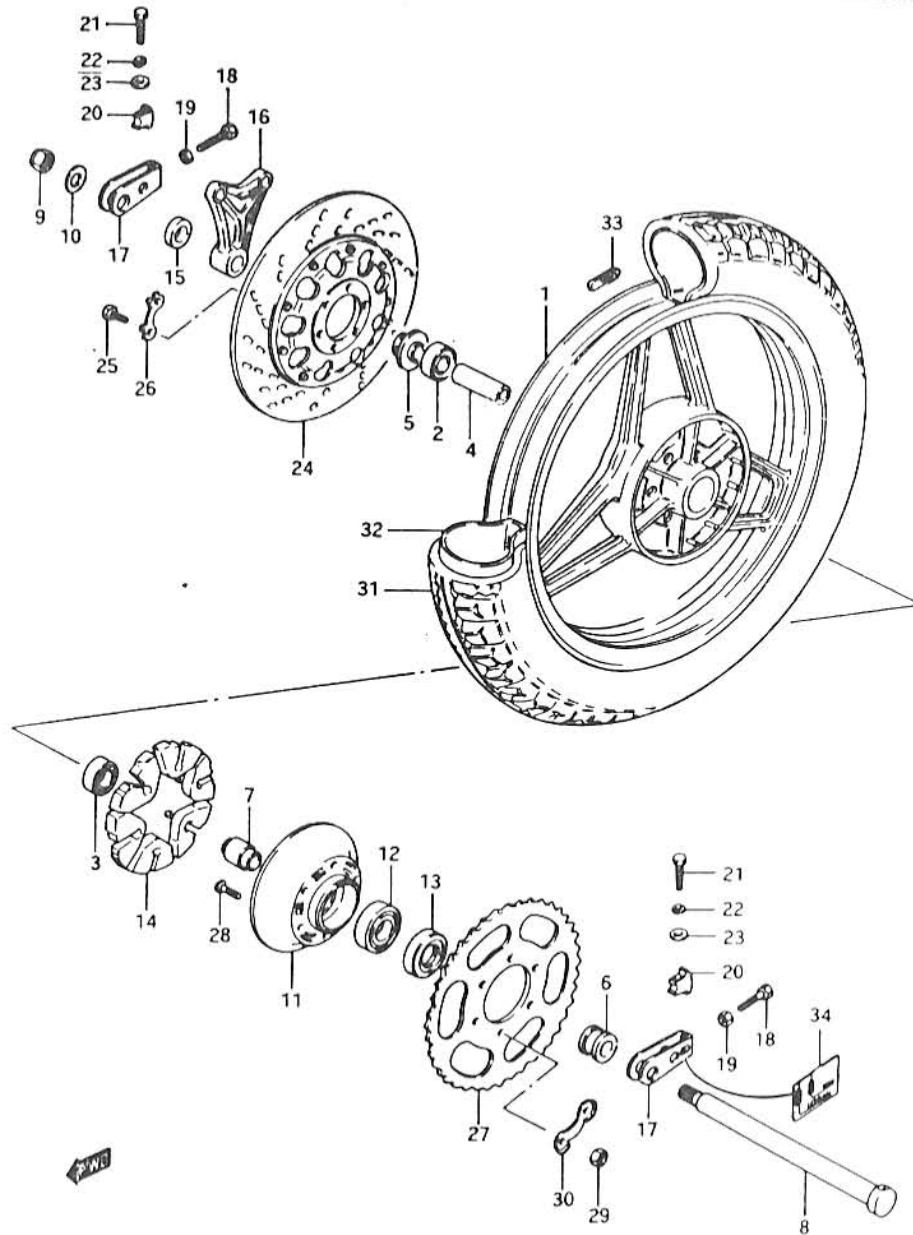
FIG.79 (J-7) : model D

J-7

51

FIG. 79 (J- 7) REAR WHEEL (model D)

FIG. 79



Q'TY

REMARKS

REF.NO.	PART NO.	DESCRIPTION	Q'TY	REMARKS
1	64111-49500-291	WHEEL, rear (MT2.50x17)(Black)	1	
2	08133-62047	BEARING, RH	1	
3	08153-62047	BEARING, LH	1	
4	09180-20062	SPACER	1	
5	64740-45001	SPACER, axle RH	1	
6	09180-20054	SPACER, axle LH (20x33x28.3)	1	
7	64733-31000	HOLDER, bearing	1	
8	64711-49000	AXLE, rear	1	
9	09159-18006	NUT	1	
10	09160-19008	WASHER (19x34x4)	1	
11	64611-31001	DRUM, sprocket mounting	1	
12	08113-63050	BEARING	1	
13	09285-33001	OIL SEAL	1	
14	64651-31000	CUSHION, rear hub	6	
15	09180-20060	SPACER	1	
16	69721-47011	BRACKET, rear caripers	1	
17	61410-31001	ADJUSTER, chain	2	
18	09104-08006	BOLT	2	
19	08310-12088	NUT	2	
20	61433-31000	SUPPORTER, chain adjuster	2	
21	01107-08608	BOLT	2	
22	08321-21088	LOCK WASHER	2	
23	08322-11088	WASHER	2	
24	59210-18450	DISK, rear brake	1	
25	09100-08094	BOLT	6	
26	09169-08016	WASHER	3	

Revised 1 Jun., '83

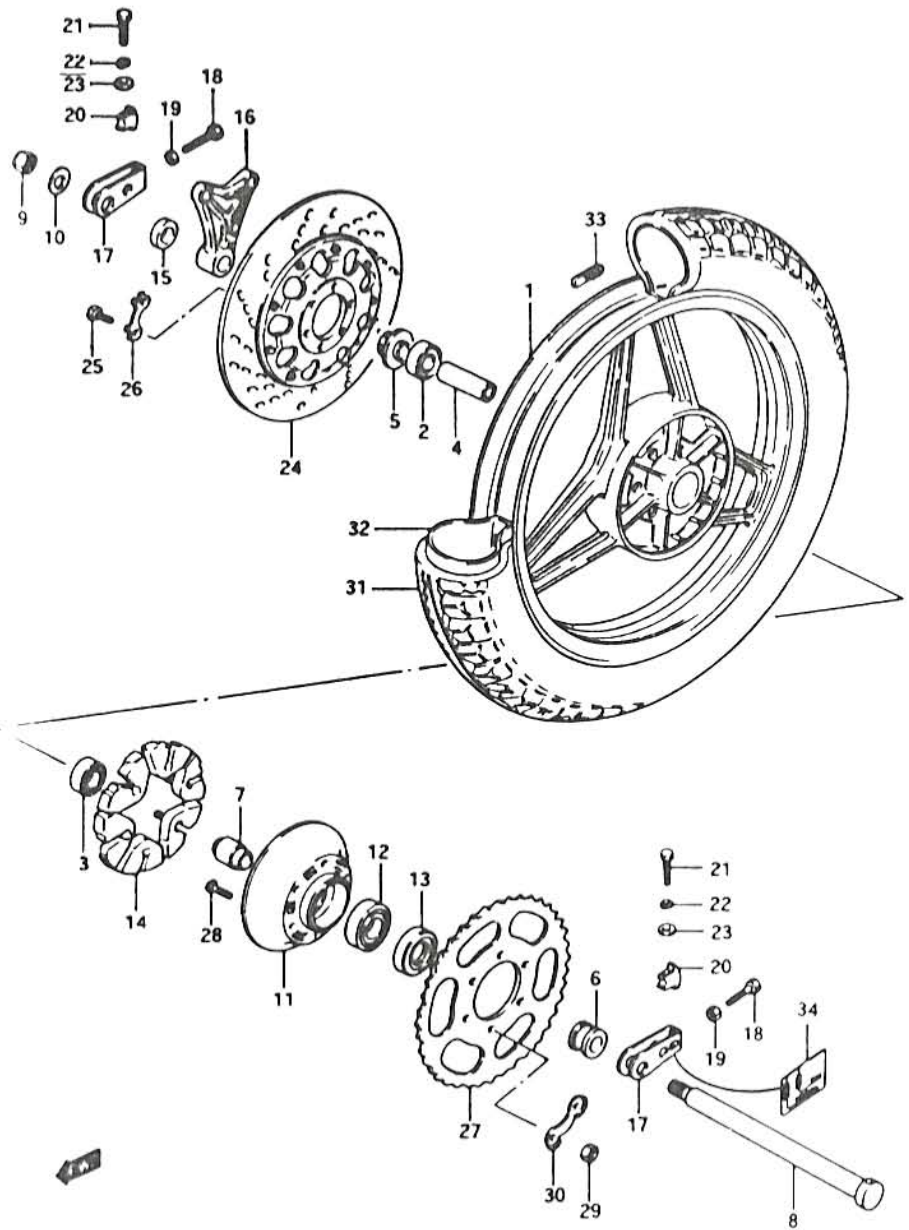
J - 8

91

FIG.79 (J- 8) REAR WHEEL (model D)

Q'TY

FIG.79



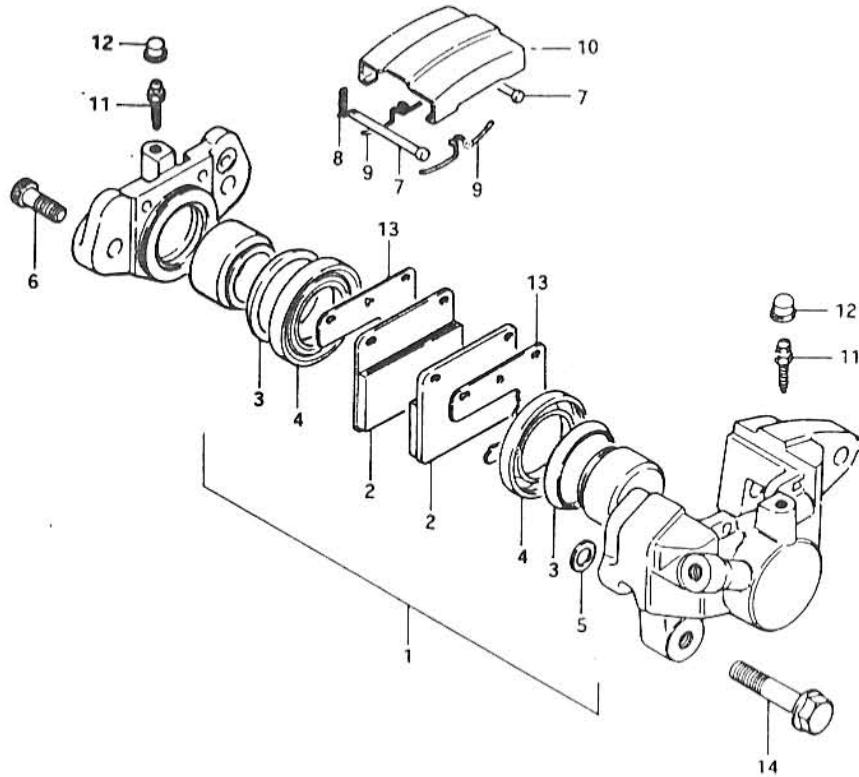
REF.NO.	PART NO.	DESCRIPTION	Q'TY	REMARKS
27-1	64511-49001	SPROCKET, rear (NT:42)	1	
27-2	64511-37000	SPROCKET, rear (NT:43)	1	E24 OPT
27-3	64511-45001	SPROCKET, rear (NT:41)	1	E24 OPT
27-4	64511-49010	SPROCKET, rear (NT:44)	1	E24 OPT, Executed locally
28	09119-10002	BOLT	6	
29	09140-10026	NUT	6	
30	09169-10007	WASHER	3	
31-1	65100-49230	TIRE (4.50V17)	1	BS
31-2	65100-49510	TIRE (4.50V17)	1	IRC
32	65200-49010	TUBE, Inner	1	
33-1	55411-49300	BARANCER, No.1 (20g)	0-3	
33-2	55412-49300	BARANCER, No.2 (30g)	0-3	
34	68377-49000	LABEL, chain wear indicator	1	

FIG. 80

J - 9

92

FIG. 80 (J- 9) REAR CARIPERS



REF.NO.	PART NO.	DESCRIPTION	Q'TY	REMARKS
	69100-45020	CALIPERS ASSY, rear	1	model Z
	69100-45021	CALIPERS ASSY, rear	1	model D
1-1	69100-45850	.PISTON & PAD SET	1	model Z
1-2	69100-45860	.PISTON & PAD SET	1	model D
2-1	69130-45020	..PAD	2	model Z
2-2	69130-45021	..PAD	2	model D
3	59107-18410	..SEAL, piston	2	
4	69108-45000	..BOOT, piston	2	
5	69107-45000	..SEAL, piston	1	
6	69145-45000	.BOLT, housing	2	
7	69141-45000	.PIN	2	
8	69142-45000	.CLIP	2	
9	69143-45001	.SPRING	2	
10	69151-45000	.DUST COVER	1	
11	59121-18410	.BREATHER, No.1	2	
12	59122-18410	.CAP	2	
13	69152-45001	.SHIM	2	
14	01527-10308	BOLT	2	

FIG. 81

J - 10

93

FIG. 81 (J-10) REAR BRAKE HOSE

REF. NO.	PART NO.	DESCRIPTION	Q'TY	REMARKS
1-1	69480-49301	HOSE, rear brake	1	model Z
1-2	69480-49302	HOSE, rear brake	1	model D
2	69243-47000	GUIDE, brake hose	1	
3	59244-36200	GROMMET, hose guide	1	
4	09360-10007	UNION BOLT	2	
5	09161-10005	GASKET	4	

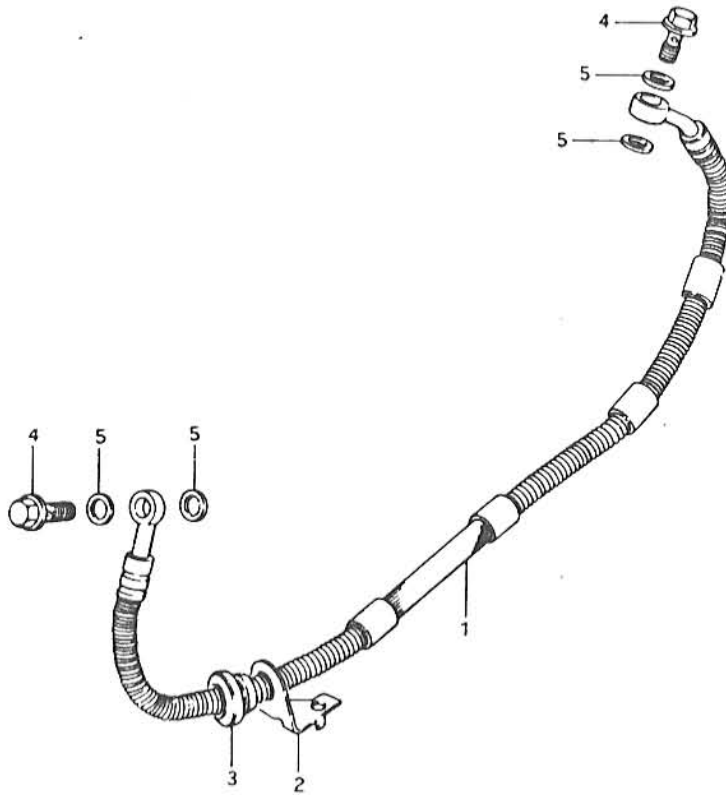
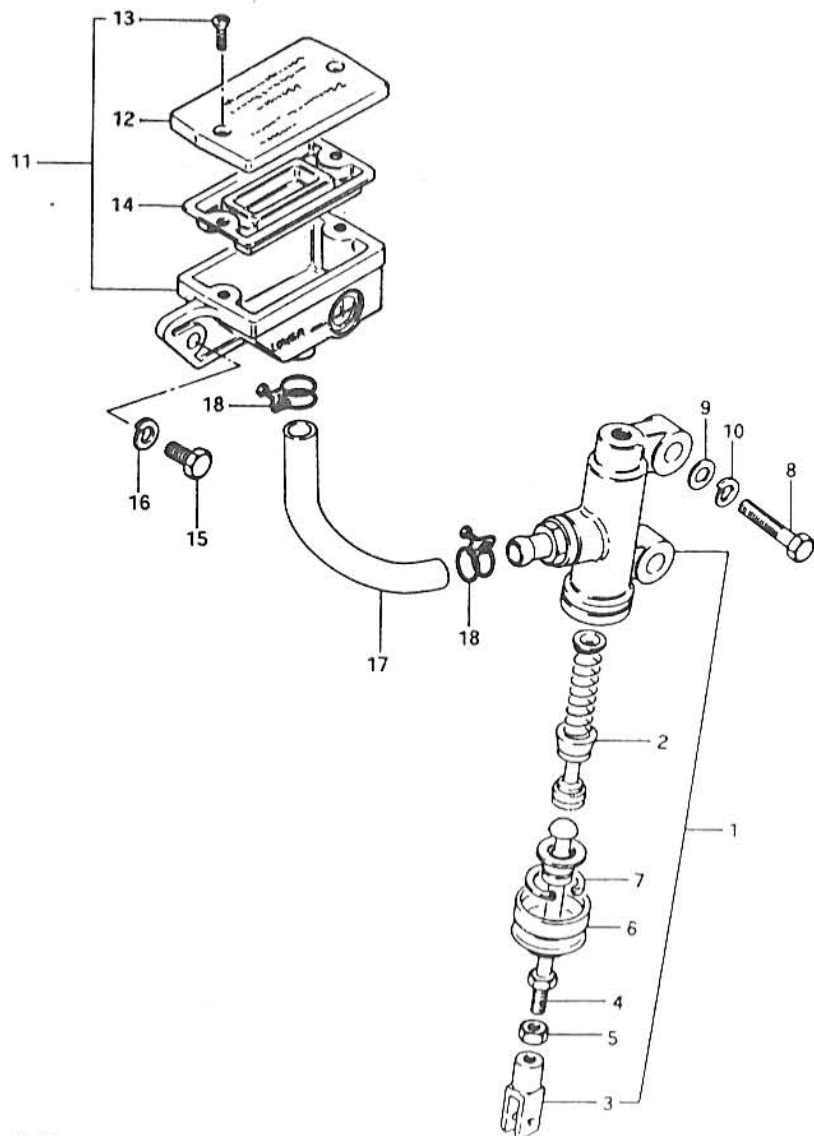


FIG.82

J - 11

FIG.82 (J-11) MASTER CYLINDER

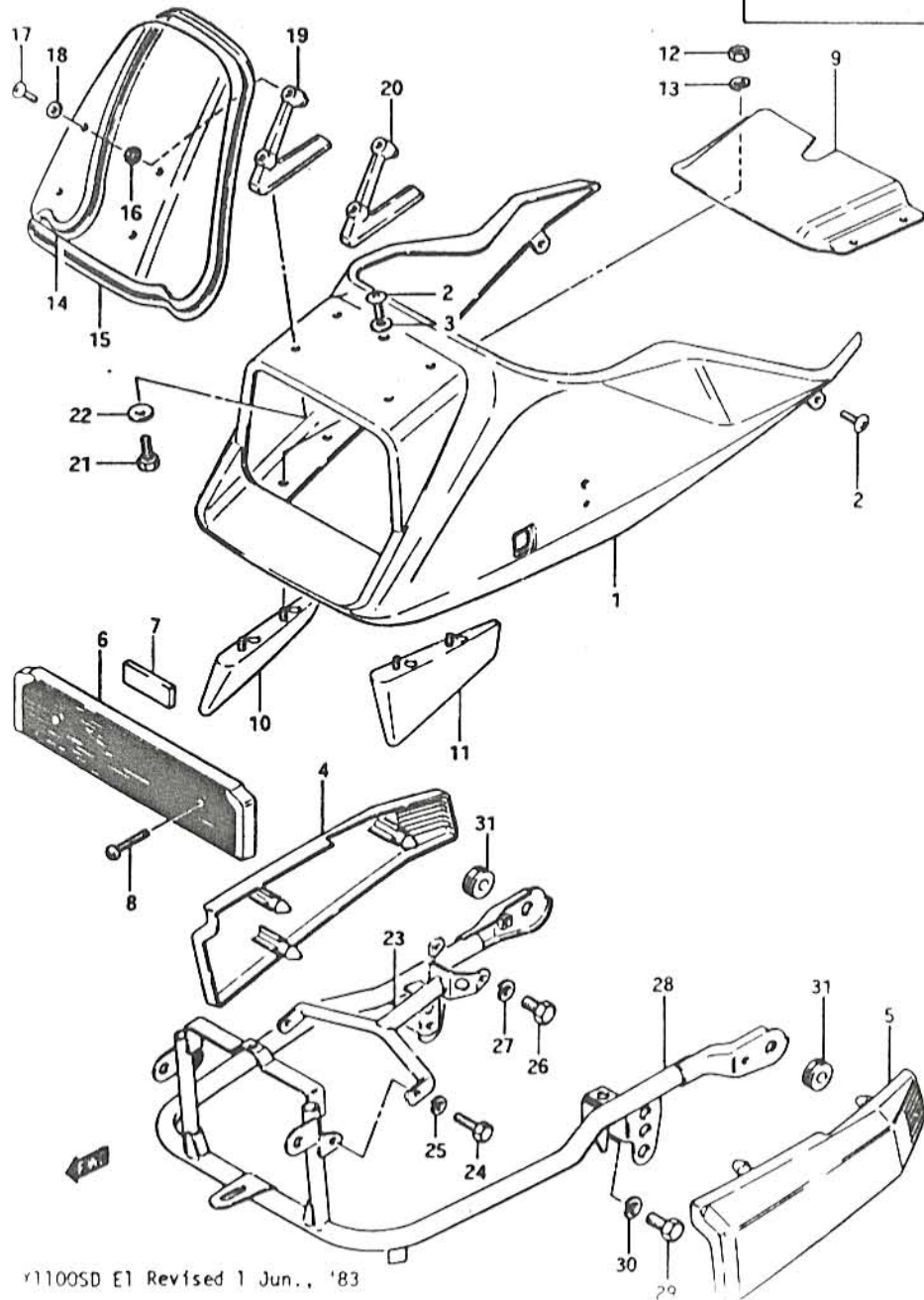


REF.NO.	PART NO.	DESCRIPTION	Q'TY	REMARKS
1	69600-47010	CYLINDER ASSY, rear master	1	
2	69600-45820	.PISTON & CUP SET	1	
3	69692-47010	.YOKE	1	
4	69670-45010	.ROD, push	1	
5	69693-47010	.NUT	1	
6	69691-45001	.BOOT	1	
7	51162-70040	.CIRCLIP	1	
8	01107-08308	BOLT	2	
9	08322-11088	WASHER	2	
10	08321-21088	LOCK WASHER	2	
11-1	69740-49300	RESERVOIR TANK ASSY	1	
11-2	69740-49350	RESERVOIR TANK ASSY	1	E4
12-1	69669-49300	.CAP	1	
12-2	69669-49350	.CAP	1	E4
13	69689-49300	.SCREW	2	
14	69667-49300	.DIAPHRAGM	1	
15	01107-06168	BOLT	1	
16	08321-21068	LOCK WASHER	1	
17	69731-49300	HOSE	1	
18	09400-16302	CLAMP	2	

Revised 1 Jun., '83

FIG.83

J - 12



r1100SD E1 Revised 1 Jun., '83

53

FIG.83 (J-12) COWLING (model Z)

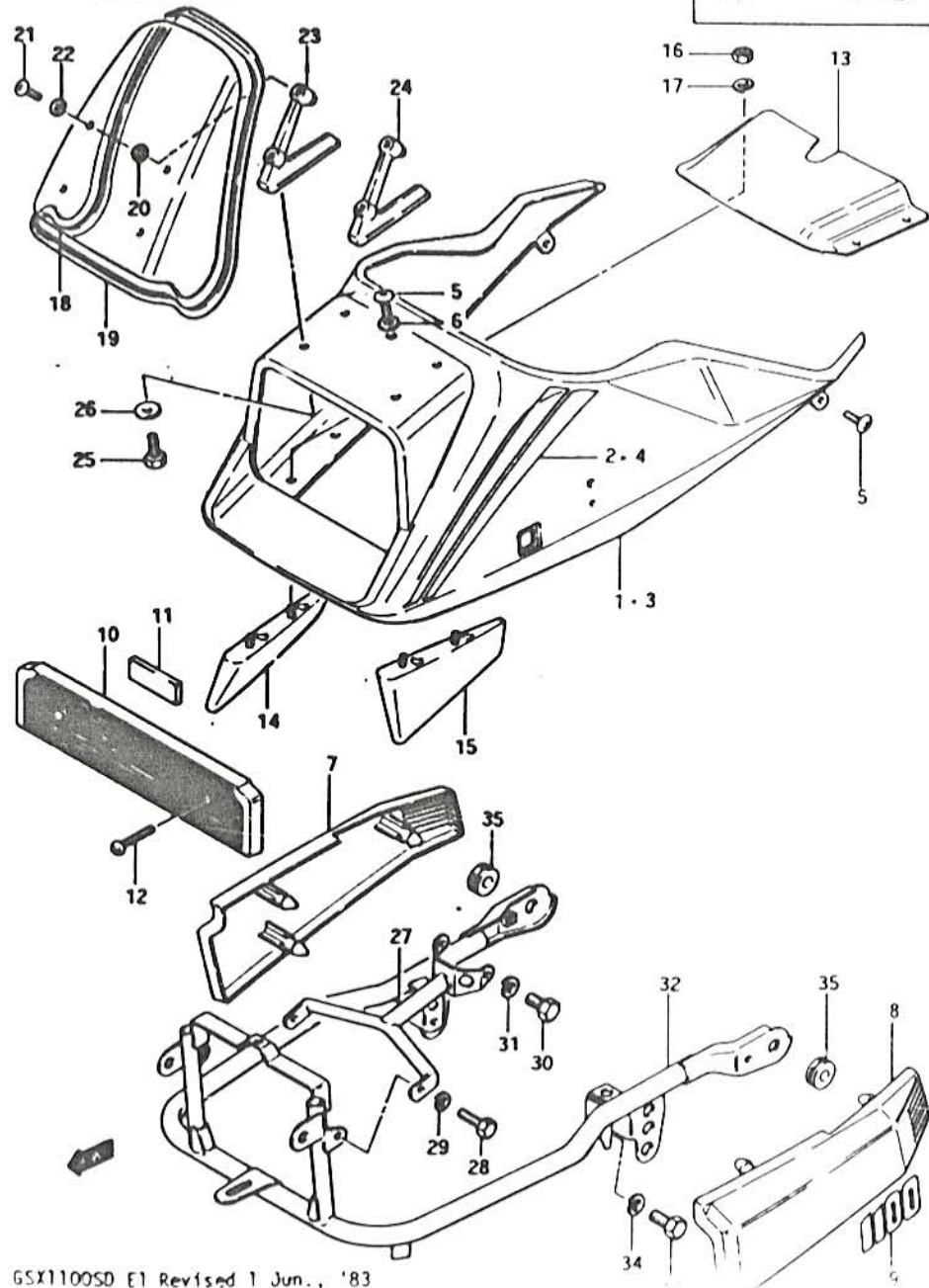
REF.NO.	PART NO.	DESCRIPTION	Q'TY	REMARKS
1	94411-49301-80A	BODY, cowling	1	Black/Silver
2	02142-06125	SCREW	5	
3	09161-07003	SPACER	1	
4	94431-49300-13L	COVER, RH	1	
5	94441-49300-13L	COVER, LH	1	
6	94445-49300	COVER, lower	1	
7	94446-49300	CUSHION	1	
8	02112-06308	SCREW	2	
9	94412-49300	COVER, lower front	1	
10	94450-49300	WING, RH	1	
11	94460-49300	WING, LH	1	
12	08310-11068	NUT	4	
13	08321-21068	LOCK WASHER	4	
14-1	94611-49301	WINDOW	1	
14-2	94611-49311	WINDOW	1	E17
15	94631-49300	MOULDING	1	
16	09320-05008	CUSHION	4	
17	02142-05105	SCREW	4	
18	09161-05010	WASHER	4	
19	94621-45500	BRACE, window RH	1	
20	94625-45500	BRACE, window LH	1	
21	01107-06128	BOLT	4	
22	09160-06019	WASHER	4	
23	94510-49302	BRACE, front	1	
24	01107-06168	BOLT, front	2	
25	08321-21068	LOCK WASHER	2	
26	01107-08168	BOLT, rear	2	
27	08321-21088	LOCK WASHER	2	
28	94530-49301	BRACE, rear	1	
29	01107-08128	BOLT	2	
30	08321-21088	LOCK WASHER	2	
31	09320-08018	CUSHION	6	

FIG.84 (J-13) : model D

Revised 1 Jun., '83

FIG. 84

J - 13



54

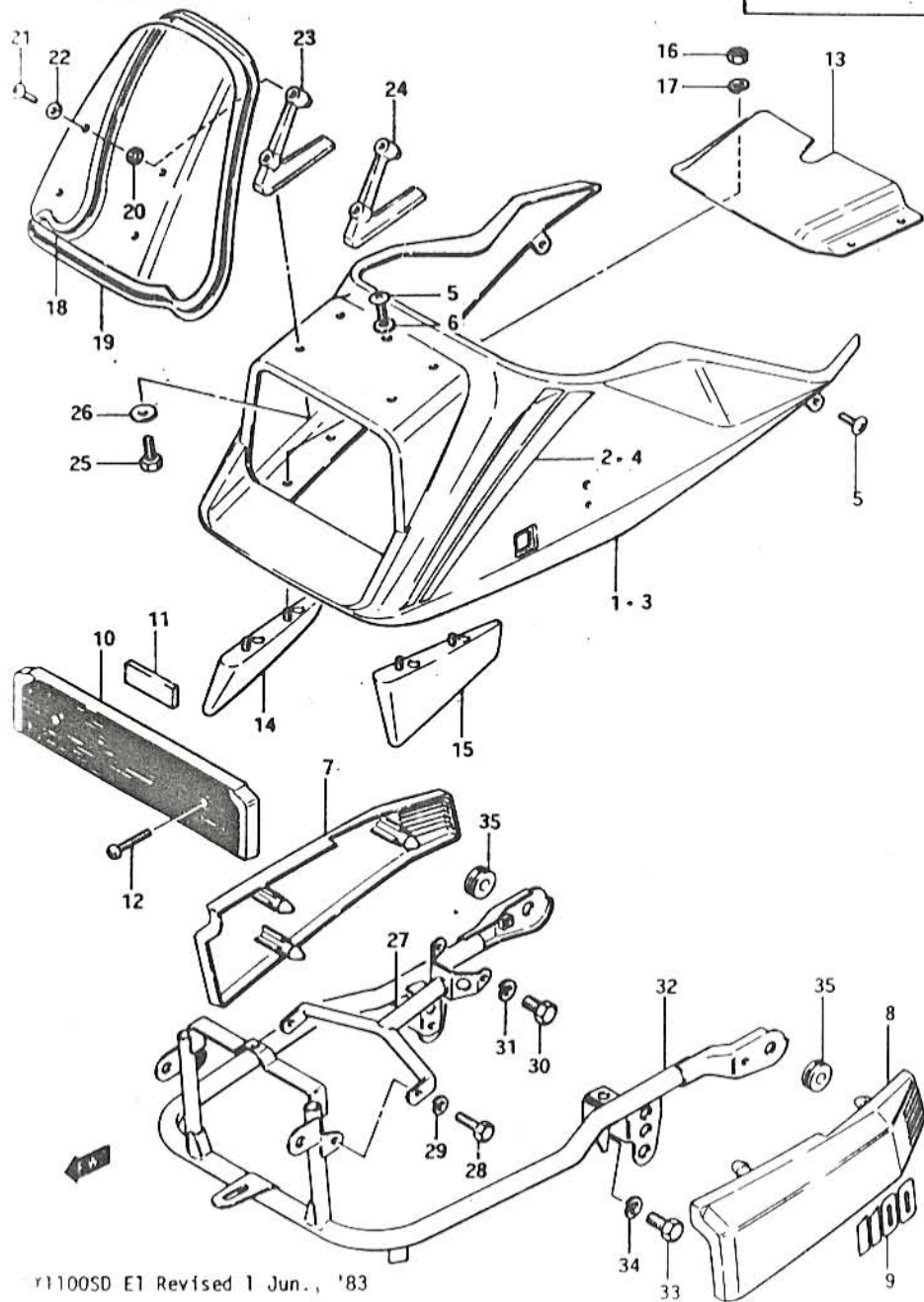
FIG. 84 (J-13) COWLING (model D)

REF.NO.	PART NO.	DESCRIPTION	Q'TY	REMARKS
1	94400-49850-87A	BODY, cowling	1	Silver/Blue
2	68190-49300-75G	.TAPE SET	1	
3	94400-49860-87B	BODY, cowling	1	
4	68190-49300-87K	.TAPE SET	1	
5	02142-06125	SCREW	4	
6	09161-07003	SPACER	1	
7	94430-49810-13L	COVER, SET, RH	1	
8	94440-49810-13L	COVER, SET, LH	1	
9	68131-49320-019	.EMBLEM	1	
10	94445-49300	COVER, lower	1	
11	94446-49300	CUSHION	1	
12	02142-06308	SCREW	2	
13	94412-49300	COVER, lower front	1	
14	94450-49300	WING, RH	1	
15	94460-49300	WING, LH	1	
16	08310-11068	NUT	4	
17	08321-21068	LOCK WASHER	4	
18-1	94611-49303	WINDOW	1	
18-2	94611-49320	WINDOW	1	E17
19-1	94631-49300	MOULDING	1	
19-2	94631-49310	MOULDING	1	E17
20	09320-05008	CUSHION	4	
21	02142-05105	SCREW	4	
22	09161-05010	WASHER	4	
23	94621-45500	BRACE, window RH	1	
24	94625-45500	BRACE, window LH	1	
25	01107-06128	BOLT	4	
26	09160-06019	WASHER	4	

FIG. 84

J-14

FIG. 84 (J-14) COMING (model D)



REF.NO.	PART NO.	DESCRIPTION	Q'TY	REMARKS
27	94510-49302	BRACE, front	1	
28	01107-06168	BOLT, front	2	
29	08321-21068	LOCK WASHER	2	
30	01107-08168	BOLT, rear	2	
31	08321-21088	LOCK WASHER	2	
32	94530-49301	BRACE, rear	1	
33	01107-08128	BOLT	2	
34	08321-21088	LOCK WASHER	2	
35	09320-08018	CUSHION	6	